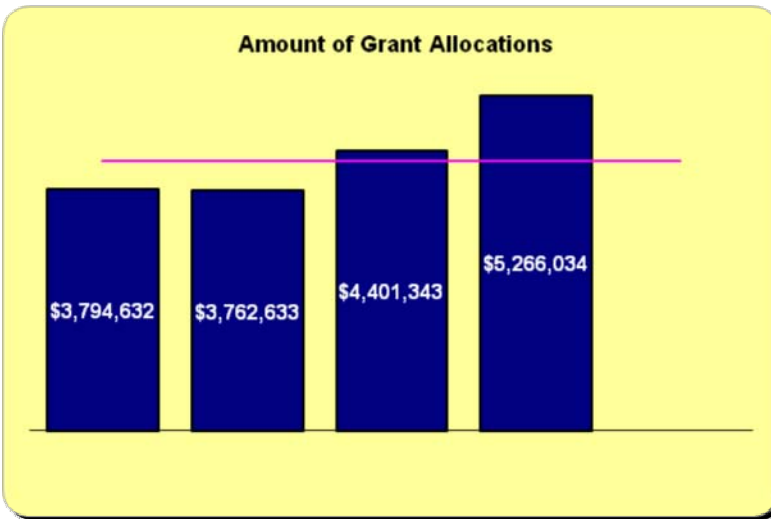
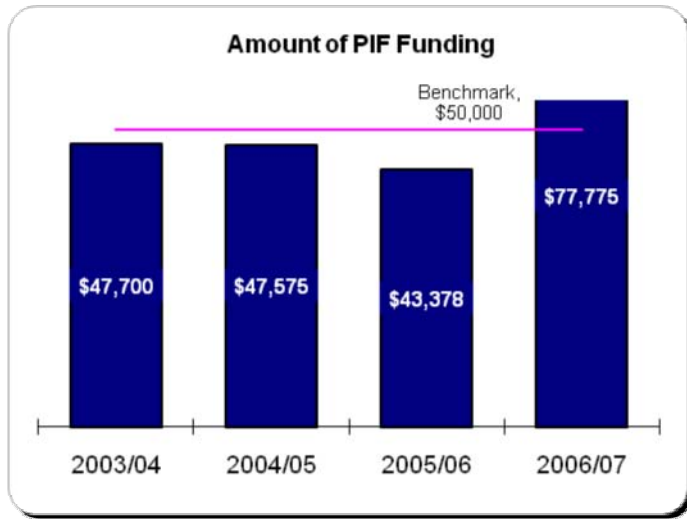
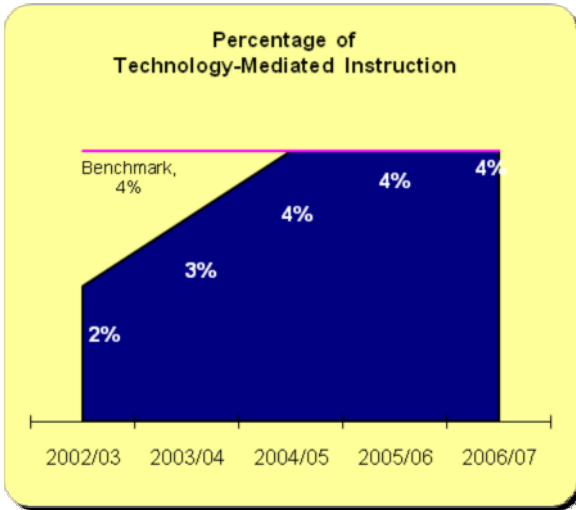
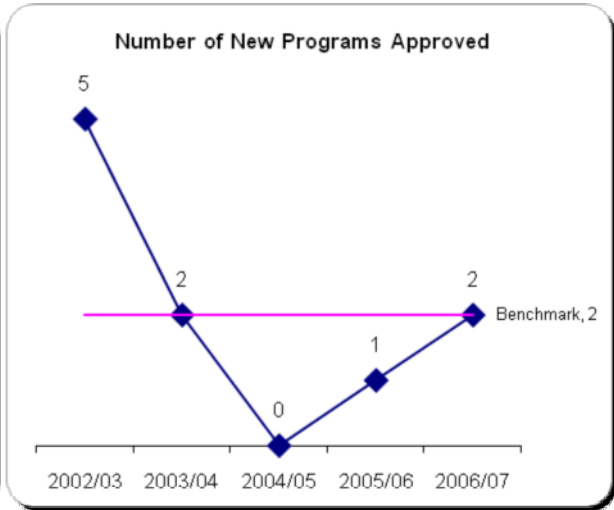
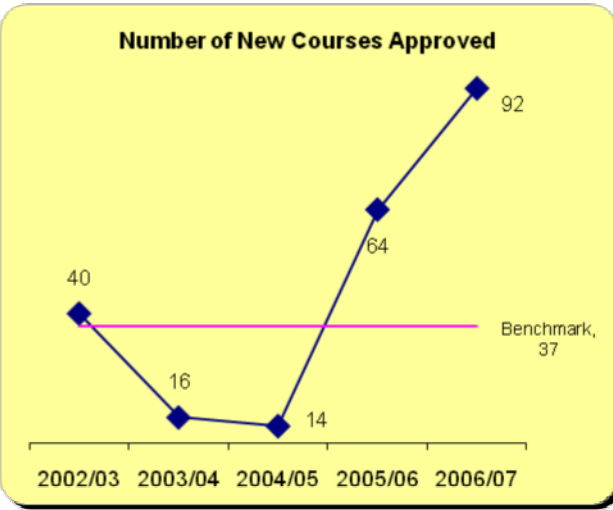


Strategy 1.1 - Innovative Programs, Services and Modes of Delivery

Scorecard Perspective: Innovation and Growth

How well do we continuously improve and create value?



Perspective	Strategy	Strategic Theme	Effectiveness	Outcome Measures	2002/03	2003/04	2004/05	2005/06	2006/07
Innovation &	1.1	Innovative Programs and Program and		Number of new course Benchmark	40 37	16 37	14 37	64 37	92 37
Innovation &	1.1	Innovative Programs and Program and		Number of new progra Benchmark	5 2	2 2	0 2	1 2	2 2
Innovation &	1.1	Innovative Programs and Program and		Percentage of Technol Benchmark	2% 4%	3% 4%	4% 4%	4% 4%	4% 4%
Innovation &	1.1	Innovative Programs and Program and		Amount of PIF Benchmark	\$23,600 \$50,000	\$47,700 \$50,000	\$47,575 \$50,000	##### #####	#### ####
Innovation &	1.1	Innovative Programs and Grant		Amount of Grant Benchmark	##### #####	\$3,762,633 \$4,244,133	\$4,401,343 \$4,244,133	##### #####	