

## Skyline College Productivity: By Year and By Term 2006/07 through 2010/11

	Census Headcount	End of Term Headcount	FTEF	FTES	WSCH	Load	Sections	Max Enroll
2006/07	50,038	40,994	380.64	<b>6,807.04</b>	204,211	536	2192	92,656
2007/08	54,456	43,621	393.40	<b>7,331.82</b>	219,955	559	2290	94,421
2008/09	60,512	49,195	413.90	<b>8,119.49</b>	243,585	589	2450	71,978
2009/10	65,941	54,822	408.47	<b>8,809.42</b>	264,282	647	2389	71,793
2010/11	63,628	52,092	395.95	<b>8,389.25</b>	251,677	636	2196	68,451

	Census Headcount	End of Term Headcount	FTEF	FTES	WSCH	Load	Sections	Max Enroll
Fall 2006	21,390	17,497	166.01	<b>3,061.47</b>	91,844	553	925	38,898
Fall 2007	22,667	18,000	170.14	<b>3,195.26</b>	95,858	563	964	41,789
Fall 2008	24,935	20,236	177.50	<b>3,491.64</b>	104,749	590	1020	29,497
Fall 2009	28,315	23,414	180.72	<b>3,804.46</b>	114,134	632	1059	31,338
Fall 2010	26,604	21,750	169.01	<b>3,645.87</b>	109,376	647	908	28,114
Spring 2007	21,215	17,148	162.19	<b>2,888.87</b>	86,666	534	948	40,405
Spring 2008	23,620	18,797	174.20	<b>3,248.71</b>	97,461	559	1013	41,626
Spring 2009	26,568	21,386	178.75	<b>3,529.83</b>	105,895	592	1081	31,348
Spring 2010	26,946	22,447	169.51	<b>3,757.12</b>	112,713	665	972	28,799
Spring 2011	27,916	22,698	182.22	<b>3,744.54</b>	112,336	616	1021	31,056
Summer 2006	7,433	6,349	52.44	<b>856.69</b>	25,701	490	319	13,353
Summer 2007	8,169	6,824	49.06	<b>887.85</b>	26,635	543	313	11,006
Summer 2008	9,009	7,573	57.65	<b>1,098.02</b>	32,941	571	349	11,133
Summer 2009	10,680	8,961	58.25	<b>1,247.84</b>	37,435	643	358	11,657
Summer 2010	9,108	7,644	44.71	<b>998.84</b>	29,965	670	267	9,280

Source: SMCCCD Data Warehouse

Census Headcount: Number of duplicated headcount at final census.

End of Term Headcount: Number of duplicated headcount at the end of the term.

FTEF: Total number of full time equivalent faculty assigned.

FTES: Total number of full time equivalent students enrolled at first census.

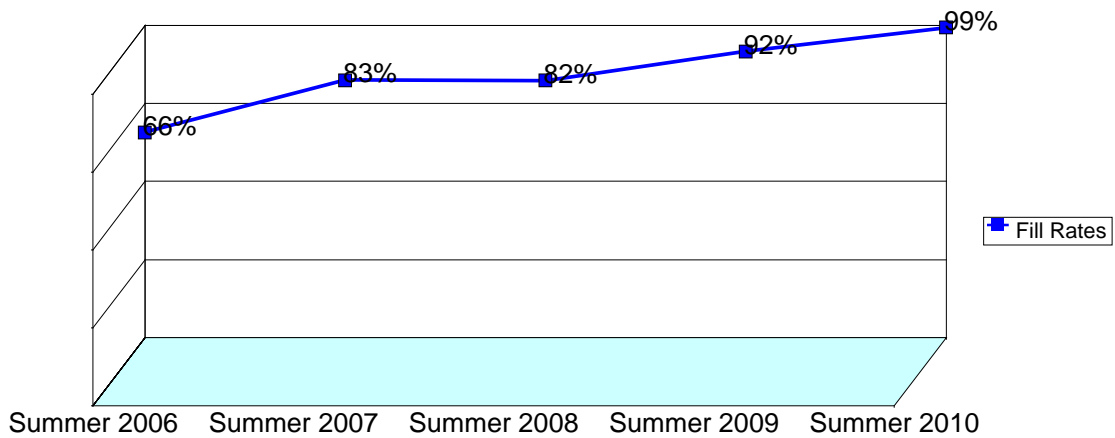
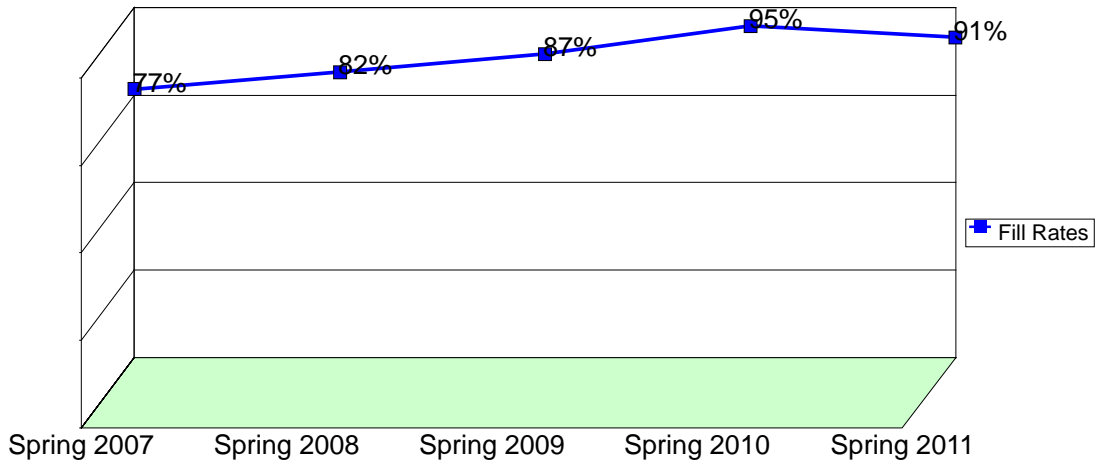
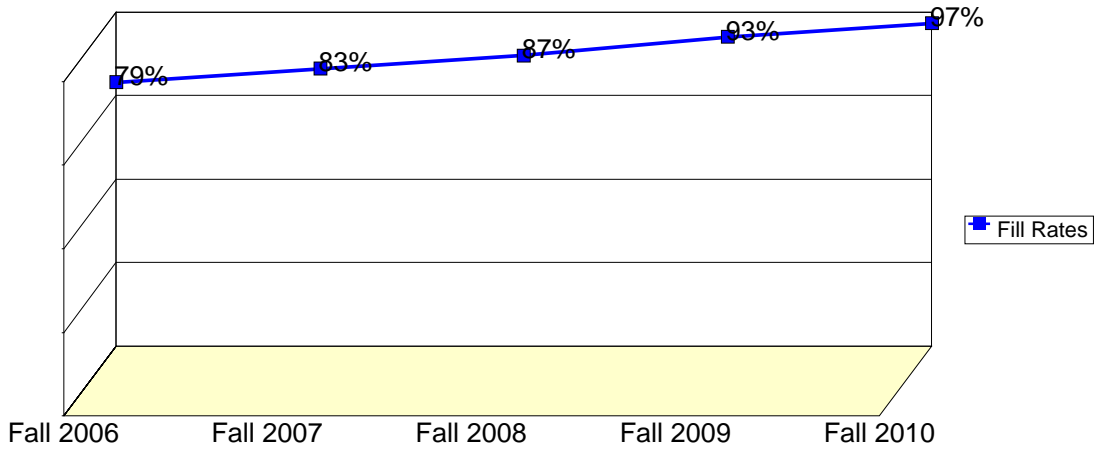
WSCH: Weekly student contact hours generated by census enrollments.

Load: The ratio of WSCH to FTEF, used to measure productivity.

Sections: Total number of sections offered per semester.

Max Enroll: The enrollment capacity or maximum enrollment as defined in curriculum.

## Department Fill Rates by Term



Source: SMCCCD Data Warehouse

Fill Rates: The percent a class fills/enrolls based on capacity or enrollment maximum defined in the curriculum (does not include positive attendance or open entry/open exit classes).

## Department Productivity: Term by Course

			Census	End of	FTEF	FTES	WSCH	Load	Sections	Max	
			Headcount	Term						Enroll	
Fall 2006	ACTG	100	Accounting Procedures	181	135	1.00	27.01	810	810	5	200
		103	Ten-Key Skills	27	24	0.03	1.73	52	1,557	1	25
		121	Financial Accounting	164	104	1.00	22.69	681	681	5	201
		131	Managerial Accounting	76	67	0.60	10.83	325	542	3	120
		171	Federal Income Tax	30	25	0.25	4.00	120	474	1	40
		194	Intro. Quickbooks Pro	25	20	0.07	1.68	50	754	1	25
			Introduction to Quickbks Pro	27	27	0.07	0.90	27	405	1	40
		196	Inter Quickbooks/Quickbks.-Pro	30	30	0.07	1.00	30	450	1	40
		690	Special Projects	0	0	0.00				1	5
ADMJ	100	Intro to Admin of Justice	86	72	0.40	8.60	258	645	2	90	
	108	Community Relations	42	37	0.10	4.20	126	1,260	1	45	
	110	Police Report Writing	36	24	0.20	3.60	108	540	1	45	
	123	Concepts of Enforcement	36	31	0.20	3.60	108	540	1	45	
	135	Narcotics Investigation	46	40	0.20	4.60	138	690	1	45	
ANTH	110	Cultural Anthropology	114	100	0.60	11.69	351	585	3	135	
	125	Physical Anthropology	29	25	0.10	2.90	87	870	1	35	
		Physical Anthropology - Honors	6	5	0.10	0.60	18	180	1	35	
	165	Cross Cultural Sex & Gender	36	29	0.20	3.60	108	540	1	45	
	180	Magic, Science & Religion	42	31	0.20	4.20	126	630	1	45	
ARBC	111	Elementary Arabic I	18	12	0.20	2.70	81	405	1	35	
ART	101	History of Art I	43	23	0.20	4.30	129	645	1	45	
	102	History of Art II	22	13	0.20	2.20	66	330	1	45	
	105	Art of Asia/ Near East	28	23	0.20	2.80	84	420	1	30	
	115	Art, Music and Ideas	38	35	0.10	3.80	114	1,140	1	60	
		Art, Music and Ideas-Honors	31	29	0.10	3.10	93	930	1	45	
	204	Drawing I	49	42	0.29	12.10	363	1,251	2	70	
	205	Drawing II	8	6	0.29	1.96	59	203	2	70	
	207	Life Drawing	11	10	0.11	1.76	53	466	1	35	
	208	Portrait Drawing I	19	15	0.08	5.70	171	2,053	1	35	
	209	Portrait Drawing II	2	2	0.08	0.50	15	180	1	35	
	214	Color	16	13	0.46	4.27	128	280	2	70	
	221	Painting I	37	31	0.24	7.92	238	983	2	70	
	222	Painting II	7	5	0.24	1.25	38	155	2	70	
	248	Portraits in Pastel	4	3	0.08	1.00	30	360	1	35	
	351	Photography I	43	32	0.33	9.54	286	860	2	54	
	352	Photography II	12	10	0.23	2.80	84	373	2	51	
	353	Photography III	12	9	0.23	2.27	68	302	2	51	
	354	Color Photography I	10	10	0.17	3.00	90	540	1	27	
	355	Color Photography II	2	2	0.17	0.60	18	108	1	27	
	405	Sculpture I	23	22	0.15	5.69	171	1,167	2	75	
	406	Sculpture II	6	5	0.15	1.45	43	297	2	75	
	407	Sculpture III: Direct Metal	5	5	0.15	1.18	35	241	2	75	
	411	Ceramics I	23	22	0.23	6.90	207	909	2	60	
412	Ceramics II	10	9	0.23	3.00	90	397	2	60		
417	Ceramic Glazing Techniques	6	5	0.23	1.80	54	238	2	60		
665	Advanced Life Drawing	10	8	0.11	1.60	48	442	1	35		
	Black & White Photo Lab	15	15	0.14	1.50	45	321	1	24		

		Census	End of							
		Headcount	Term	FTEF	FTES	WSCH	Load	Sections	Max	Enroll
			Headcount							
		Ceramics: Personal Projects	5	5	0.11	1.50	45	397	1	30
		Exploration in Portraiture	5	5	0.08	1.50	45	540	1	35
		Gallery Practicum	3	3	0.14	0.30	9	64	1	10
		Sculpture:LostWaxBronzeCasting	11	11	0.15	2.71	81	556	2	75
		Underglazing Techniques	2	2	0.11	0.60	18	159	1	30
		Visual Interpretation of Music	8	6	0.07	0.27	8	120	1	45
	690	Special Projects	14	13	0.00	0.40	12	#INF	5	23
ASL	111	American Sign Language I	78	57	0.40	11.29	339	847	2	80
	112	American Sign Language II	16	16	0.20	2.40	72	360	1	40
AUTO	665	Smog Check Update 2007	49	49	0.13	1.37	41	308	2	48
		2007 Smog Check Update	26	26	0.07	0.67	20	302	1	24
		Bar A6 Alternative Training	15	15	0.10	0.73	22	219	1	26
		Bar A8 Alternative Training	23	22	0.09	1.02	31	328	1	26
		BAR L1 Alternative	33	32	0.09	1.69	51	544	1	26
		Enhanced Clean Air Car Crse.	25	18	0.08	0.89	27	349	1	24
		Evaporative Emission Systems	19	19	0.05	0.49	15	313	1	24
		On-Board Diagnosis II	13	13	0.07	0.27	8	118	1	26
		Smog Check Update 2005	65	64	0.09	1.89	57	607	2	66
		Smog Check Update 2007	49	49	0.13	1.43	43	322	2	48
	670	Automotive Work Experience	4	4	0.07	0.13	4	60	1	20
	690	Special Projects	0	0	0.00				1	5
		Special Projects in Automotive	0	0	0.00				5	25
	708	Auto Principles Lab	17	13	0.14	1.98	60	415	1	26
	710	Fundamentals of Auto Mechanics	50	47	0.56	11.00	330	589	2	52
	713	Electricity/Electronics	20	19	1.00	15.20	456	456	1	24
	721	Steering, Suspension & Brakes	20	20	1.00	15.20	456	456	1	24
	725	Toyota Brakes and Chassis	17	17	0.80	24.48	734	918	1	20
	727	Toyota Air Conditioning	16	16	0.27	11.52	346	1,296	1	22
	734	Auto Engine Diagnosis & Repair	19	17	1.00	14.44	433	433	1	24
	735	Transmissions and Drivelines	21	21	1.00	15.96	479	479	1	24
	751	Auto Engine Performance	25	25	1.00	19.00	570	570	1	24
	758	Auto Computer Controls	22	21	0.10	2.88	86	898	1	24
	768	On-Board Diagnostics II(OBDII)	17	17	0.10	2.23	67	691	1	24
	769	Head and Valve Services	17	13	0.08	1.71	51	669	1	24
	771	Automotive Electrical II	18	15	0.08	1.81	54	715	1	24
	772	Clean Air Car I	20	18	0.10	2.01	60	603	1	24
	773	Automotive Electrical I	16	16	0.10	1.61	48	483	1	24
	786	Air Conditioning I	20	18	0.08	2.01	60	794	1	24
	790	Automotive Brakes I	14	14	0.08	1.41	42	556	1	24
	793	Engine Performance	20	19	0.10	2.01	60	603	1	24
	822	Head and Valve Services	2	2	0.08	0.18	5	72	1	24
	840	Automotive Electrical I	3	3	0.10	0.29	9	87	1	24
	842	Basic Clean Air Car I	0	0	0.10	0.00	0	0	1	24
	846	Electrical II	2	2	0.08	0.20	6	79	1	24
	850	Brakes I	3	3	0.08	0.27	8	106	1	24
	858	Computer Controls: G.M.	3	3	0.10	0.26	8	82	1	24
	860	Air Conditioning I	1	1	0.08	0.09	3	34	1	24
	868	OnBoard Diagnostics II(OBDII)	3	3	0.10	0.37	11	113	1	24

		Census Headcount	End of Term Headcount	FTEF	FTES	WSCH	Load	Sections	Max Enroll
	893 Engine Performance	0	0	0.10	0.00	0	0	1	24
BIOL	101 Man in a Biological World	55	40	0.52	11.00	330	635	1	60
	110 Principles Of Biology	28	25	0.26	7.28	218	840	1	30
	Principles of Biology	121	98	1.30	29.42	883	679	5	150
	130 Human Biology	159	124	0.60	16.34	490	817	3	175
	150 Intro to Marine Biology	25	19	0.20	2.50	75	375	1	50
	215 Organismal Biology	58	48	0.84	19.72	592	704	2	60
	240 General Microbiology	119	97	1.04	29.78	893	859	4	120
	250 Human Anatomy	209	160	1.76	52.79	1,584	900	6	180
	260 Intro to Physiology	76	67	1.36	26.24	787	579	3	90
	415 Intro to Biotech Manufacturing	20	19	0.73	7.77	233	318	1	0
	680 Qual. Control for Biomanufact.	16	16	0.29	2.19	66	228	1	19
	690 Special Projects	3	1	0.00	0.30	9	#INF	2	10
BUS.	100 Introduction to Business	66	56	0.40	6.60	198	495	2	80
	101 Human Relations at Work	20	18	0.20	2.00	60	300	1	40
	103 Intro. to Bus. Info Systems	75	59	0.40	10.38	311	779	2	80
	Intro. to Bus.Info Systems	23	18	0.20	2.30	69	345	1	40
	120 Math Analysis for Business	77	61	0.40	10.66	320	799	2	80
	Math Analysis for Business	28	19	0.20	3.92	118	588	1	40
	123 Statistics	91	63	0.60	11.25	338	563	3	120
	150 Small Business Management	26	16	0.20	2.86	86	429	1	35
	200 Intro International Business	26	17	0.20	2.60	78	390	1	30
	201 Business Law	78	56	0.40	8.16	245	612	2	80
	226 Global Business Negotiation	14	14	0.10	0.70	21	210	1	40
	230 Intro to Intn'l Marketing	16	16	0.10	0.80	24	240	1	35
	240 Int'l Transportation/Logistics	12	12	0.10	0.64	19	192	1	35
	243 Legal Environment of Int'l Bus	20	20	0.10	1.00	30	300	1	40
	290 Intro to Marketing Strategy	14	10	0.10	0.70	21	211	1	30
	291 Marketing Tactics	16	10	0.10	0.80	24	241	1	30
	400 Business English	17	13	0.20	1.70	51	255	1	40
	443 Law Office Procedures	1	1	0.10	0.25	8	75	1	30
	485 Medical Terminology	14	12	0.10	1.54	46	462	1	30
	486 Medical Transcription	11	7	0.17	2.35	70	422	1	30
	487 Medical Transcriber Internship	0	0	0.00	0.00	0		1	25
	665 Invest in/Financial Future	30	20	0.07	1.13	34	509	1	30
	NSMC Leadership 2006	23	23	0.03				1	30
	670 Business Work Experience	7	6	0.07	0.78	24	352	1	20
	680 Intro Medical Office MGMT	12	6	0.20	1.21	36	181	1	30
CAOT	100 Beginning Computer Keyboarding	61	59	0.20	2.96	89	445	4	128
	101 Cmputr Keyboarding Skill Build	36	25	0.20	2.50	75	375	3	88
	104 Intro to Computers w/Windows I	85	73	0.30	5.37	161	537	3	88
	105 Intro to Computers Windows II	37	32	0.19	2.41	72	374	2	56
	200 Intro to MS Office Suite	39	30	0.27	3.83	115	431	2	59
	201 Integration of MS Office Apps	28	25	0.13	1.62	49	365	2	60
	214 Word Processing I: Word	33	33	0.07	1.10	33	495	1	35
	215 Word Processing II: Word	26	26	0.13	1.73	52	390	1	35

		Census Headcount	End of Term Headcount	FTEF	FTES	WSCH	Load	Sections	Max Enroll
221	Desktop Publishing:MSPublisher	21	18	0.10	1.70	51	510	1	32
222	Bus Presentations I-PowerPoint	24	24	0.07	0.80	24	360	1	30
223	Bus. Present. II: PowerPoint	21	21	0.07	0.70	21	315	1	30
225	Spreadsheets I: Excel	64	56	0.20	3.62	109	543	3	91
226	Spreadsheets II: Excel	53	48	0.40	4.59	138	344	3	91
230	Database Applications I Access	21	21	0.07	0.70	21	315	1	40
231	Database Application II Access	15	15	0.13	1.00	30	225	1	40
301	Maximize Employment Potential	27	27	0.07	0.90	27	405	1	35
400	Internet I	23	21	0.10	1.23	37	368	1	24
403	HTML & Web Authoring Apps I	37	31	0.20	2.46	74	369	2	56
404	HTML & Web Authoring Apps II	28	28	0.20	1.75	52	262	2	56
408	Digital Audio and Video	14	13	0.13	1.38	41	310	1	32
410	Photoshop Basics	56	54	0.13	2.37	71	533	2	67
411	Photoshop for the Web	31	27	0.13	1.29	39	291	2	65
412	Flash I	11	11	0.05	0.94	28	566	1	24
413	Flash II	8	6	0.05	0.40	12	240	1	24
420	JavaScript	2	2	0.05	0.10	3	60	1	32
480	Network Fundamentals (LAN)	8	7	0.20	0.86	26	129	2	49
665	Introduction to Power Point	30	30	0.03	0.24	7	220	1	0
	What is Podcasting & Blogging	18	15	0.07	0.88	27	398	1	24
690	Special Projects	0	0	0.00				4	35
CHEM	112 Chemistry in Action	23	18	0.36	5.98	179	498	1	30
	192 Elementary Chemistry	53	37	0.52	12.72	382	734	2	60
	210 General Chemistry I	82	51	1.16	27.88	836	721	3	90
	220 General Chemistry II	23	18	0.52	7.82	235	451	1	30
	234 Organic Chemistry I	37	23	0.20	3.70	111	555	1	50
	237 Organic Chemistry Lab I	27	19	0.64	6.48	194	304	2	50
	410 Chem For Health Sciences	64	59	0.45	16.64	499	1,101	2	60
	Chemistry for Health Sciences	33	31	0.23	8.58	257	1,135	1	30
	680 Introduction to Research	13	13	0.13	0.50	15	111	1	15
	690 Special Projects	0	0	0.00				1	5
CHIN	111 Elementary Chinese I	102	70	0.60	14.34	430	717	3	119
COMB	404 Beginning Shotokan Karate	9	6	0.08	0.90	27	360	1	30
	405 Int. & Adv. Shotokan Karate	8	7	0.08	0.80	24	320	1	30
COMP	118 Intro to Obj-Oriented Prgrm De	12	6	0.34	3.20	96	282	1	35
	155 Computer Program. Visual Basic	18	14	0.20	1.98	59	297	1	25
	412 Flash I	1	1	0.05	0.09	3	51	1	24
	413 Flash II	2	2	0.05	0.10	3	60	1	24
	423 JavaScript	1	1	0.05	0.05	2	30	1	32
	451 PC Configuration & Repair	2	2	0.23	0.61	18	79	1	24
	484 Adv. Routing Concepts & Apps	0	0	0.10	0.00	0	0	1	24
	665 Intro Linux Admin	11	9	0.05	0.55	17	332	1	25
	Intro to Using Linux	7	7	0.05	0.35	11	211	1	25
	680 Advanced Network Sec.	0	0	0.10	0.00	0	0	1	25
COOP	670 Vocational Cooperative Ed	391	341	2.80	42.93	1,288	460	9	340
	671 General Cooperative Education	21	18	0.13	1.60	48	360	2	85
COSM	690 Special Projects	2	2	0.00	0.28	9	#INF	4	40
	700 Cosm Concepts/Practice I	33	33	1.63	20.88	626	383	2	42

		Census Headcount	End of Term Headcount	FTEF	FTES	WSCH	Load	Sections	Max Enroll	
	710	Cosm Concepts/Practice II	25	25	0.69	12.57	377	549	2	60
	720	Cosm Concepts/Practice III	39	37	1.01	19.79	594	590	3	80
	730	Cosm Concepts/Practice IV	66	65	0.56	9.00	270	482	3	70
	740	Cosm Concepts/Practice V	66	66	0.79	40.64	1,219	1,550	3	90
	775	Esthetician	27	25	0.79	18.00	540	686	1	26
	785	Spa Technician Training	12	11	0.65	4.80	144	223	1	25
COUN	100	College Success	59	52	0.40	5.90	177	443	2	54
		College Success - Learning Dis	25	23	0.20	2.50	75	375	1	25
		College Success - Puente	25	20	0.13	2.50	75	563	1	25
CRER	100	How to Succeed in College	20	20	0.07	0.61	18	274	1	30
	136	Career Planning	25	19	0.07	0.46	14	206	1	25
	137	Life and Career Planning	92	78	0.60	9.20	276	460	3	90
		Life and Career Planning WIT	20	16	0.22	2.20	66	300	1	25
	650	ASTEP Seminar	23	20	0.13	1.53	46	345	1	25
		Athletes Seminar	53	51	0.13	3.53	106	795	1	75
		Hermanos Seminar	14	14	0.13	0.85	26	192	1	30
		MESA Seminar	3	3	0.00	0.10	3	#INF	1	120
	665	Anger Management	24	24	0.03	0.37	11	329	1	25
		Anxiety Management	19	19	0.03	0.29	9	261	1	30
		Careers in Teaching	24	24	0.03	0.23	7	206	1	25
		Coping With Depression	15	15	0.03	0.23	7	206	1	28
		Deciding On A Major	12	12	0.03	0.18	5	165	1	25
		Transfer Power	42	42	0.07	0.43	13	192	2	50
		Up Your Self-Esteem	19	19	0.03	0.29	9	263	1	25
	690	Walt Disney World College Inte	0	0	0.00				1	30
DANC	161	Tango Argentino	31	26	0.15	4.34	130	868	1	40
	162	Tango Milonga	50	50	0.15	7.00	210	1,400	1	80
	330	Creative Dance	21	17	0.15	2.94	88	588	1	35
	350	Aerobic Dance	64	51	0.45	8.24	247	549	3	135
	665	Chinese Dance	21	20	0.15	2.10	63	420	1	45
		Flamenco Dance	18	7	0.08	0.90	27	360	1	40
		Salsa	33	21	0.15	4.62	139	924	1	45
DSKL	811	Differential Learning Skills	50	46	0.27	0.64	19	72	8	41
	880	Assisstive Computer Technology	10	10	0.07	0.52	16	233	1	12
		Assistive Computer Technology	36	29	0.41	1.58	47	115	4	48
	881	Computer-Based Cognitive Re-tr	6	6	0.13	0.60	18	135	1	10
	883	Development of Self-Advocacy S	35	34	0.07	0.53	16	240	2	50
ECE.	201	Child Development	117	92	0.50	12.13	364	728	5	220
	210	ECE Principles	26	24	0.20	2.86	86	429	1	30
		ECE. Principles	17	15	0.20	1.70	51	255	1	40
	211	Early Child Ed Curriculum	21	17	0.20	2.10	63	315	1	40
		ECE Curriculum	27	26	0.20	2.97	89	446	1	40
	212	Child, Family & Community	66	59	0.20	6.97	209	1,046	2	80
	214	Child-Parent Relations	64	57	0.20	6.78	203	1,017	2	80
	223	Infant/Toddler Development	40	35	0.20	4.40	132	660	1	40
	241	ECE Admin: Human Relations	37	32	0.20	3.38	101	507	1	40
	242	Adult Supervision in ECE/CD	20	16	0.13	1.26	38	283	1	35
	262	Intro. to Family Support: BRP	25	19	0.20	2.29	69	343	1	40

		Census Headcount	End of Term Headcount	FTEF	FTES	WSCH	Load	Sections	Max Enroll	
	333	Observation of Children	20	17	0.20	2.00	60	300	1	35
	335	Handling Behavior	44	35	0.20	4.84	145	726	1	40
	366	Practicum in Early Child. Ed.	19	17	0.22	3.75	113	511	1	20
	665	Communicating w/Parents	19	15	0.07	0.65	20	293	1	40
		ECERS Training	30	29	0.07	0.91	27	411	1	40
	670	ECE Cooperative Education	37	34	0.23	4.13	124	532	1	20
	690	Special Projects	5	4	0.00	0.32	10	#INF	1	5
ECON	100	Macro Economics - Honors	28	18	0.20	2.80	84	420	1	28
		Principles of Macro Economics	78	54	0.40	7.80	234	585	2	90
		Principles of Macroeconomics	99	79	0.40	9.90	297	743	2	90
	102	Principles of Micro Economics	32	20	0.20	3.20	96	480	1	45
		Principles of Microeconomics	87	77	0.40	9.11	273	683	2	90
EDUC	100	Introduction to Education	18	15	0.20	1.98	59	297	1	35
ELEC	110	Fundamentals of Electronics	20	20	0.27	4.13	124	454	1	24
EMC.	410	Emergency Medical Tech I	44	41	1.04	20.24	607	584	2	50
	425	CPR: Health Care Provider	43	37	0.10	0.59	18	179	3	60
ENGL	100	Composition	632	475	5.06	89.94	2,698	533	25	652
		Composition - HONORS	23	14	0.25	3.22	97	381	1	20
		Composition - Honors	18	17	0.10	2.70	81	810	1	28
	104	ENGL Skills for Cultural Prod	26	24	0.20	2.75	82	412	1	35
	110	Comp, Lit. & Crit. Think/Honor	18	10	0.20	2.52	76	378	1	20
		Comp, Lit. & Critical Thinking	215	162	1.81	30.75	923	509	8	208
		Compos., Lit. & Crit. Thinking	158	126	1.45	22.77	683	470	7	182
	161	Creative Writing I	23	22	0.10	3.22	97	966	1	30
	162	Creative Writing II	5	5	0.10	0.70	21	210	1	30
	165	Critical Thinking/Adv. Comp	83	71	0.80	12.03	361	451	4	104
	650	English Supplement for STAARS	22	19	0.13	1.56	47	352	1	999
	655	ESL English Supplement	64	64	0.40	5.10	153	383	2	1,998
		ESL Supplement	0	0	0.13	0.00	0	0	1	999
	690	Special Projects - Honors	1	1	0.00	0.03	1	#INF	1	3
	826	Basic Writ. Skills - Gateway	40	32	0.33	8.40	252	756	1	32
		Basic Writing Skills	209	166	2.67	43.08	1,293	485	8	272
	836	Writing Development	256	179	2.01	36.24	1,087	540	9	269
	846	Read & Write Conn Puente	25	20	0.33	5.25	158	473	1	30
		Read & Write Conn. ASTEP	26	22	0.33	5.37	161	484	1	30
		Read & Write Conn. Kababayan	28	22	0.33	5.88	176	529	1	30
		Reading & Writing Connection	40	38	0.33	8.40	252	756	1	30
		Reading & Writing Connections	154	118	1.67	29.26	878	527	5	150
	853	Writing Assistance Lab	37	37	0.47	0.47	14	30	4	3,996
		Writing Instruction w/Computer	35	35	0.17	0.75	22	135	2	1,998
	875	English Grammar	16	11	0.20	1.60	48	240	1	35
	880	ENGL Prep-HS Exit Exam	15	13	0.20	2.00	60	300	1	40
ESOL	400	Comp for Nonnative Speakers	109	84	1.33	22.53	676	507	4	104
		English Comp-Nonnative Speaker	27	24	0.67	5.40	162	243	2	80
	811	ENGL Spkers Other Lang I (1st)	23	21	0.13	3.99	120	897	1	35
	812	ENGL Spkrs Other Lang. I (2nd)	7	5	0.13	1.21	36	273	1	35
	820	ENGL Spkers Other Languages II	27	24	0.60	9.18	275	459	1	35
	830	ENGL Spkrs Other Languages III	53	36	1.20	18.02	541	451	2	70

		Census Headcount	End of Term Headcount	FTEF	FTES	WSCH	Load	Sections	Max Enroll
	831 ENGL Spkrs Other Lang III (1)	35	31	0.27	6.07	182	682	1	35
	840 ENGL Spkrs Other Languages IV	77	47	1.20	26.18	785	655	2	70
	841 ENGL Spkrs Other Lang IV (1st)	30	21	0.27	5.20	156	585	1	35
	855 Accent Reduction	26	24	0.20	3.64	109	546	1	35
	875 English Grammar for ESOL	15	8	0.20	1.50	45	225	1	35
	880 Basic Conversational English	34	32	0.13	3.09	93	695	1	32
FASH	117 Creating A Personal Image	15	13	0.20	1.65	50	248	1	40
	119 Clothing, Culture and Society	32	31	0.10	3.20	96	960	1	40
	151 Fashion Merchandising	30	22	0.20	3.00	90	450	1	40
	690 Special Projects	0	0	0.00				1	20
FCS	119 Clothing, Culture and Society	19	18	0.10	1.90	57	570	1	40
	212 Child, Family & Community	10	7	0.20	1.03	31	155	2	80
	213 Child-Parent Relations	9	8	0.20	0.94	28	141	2	80
	310 Nutrition	112	82	0.60	11.50	345	575	3	120
	690 Individual Study in FCS	9	8	0.00	0.77	23	#INF	1	5
FILM	440 Film Study and Appreciation	56	52	0.20	6.16	185	924	1	60
FITN	110 Adult Conditioning	94	89	0.60	13.13	394	656	4	130
	116 Body Conditioning	37	28	0.30	5.18	155	518	2	80
	201 Beginning Weight Conditioning	34	27	0.15	4.76	143	952	2	80
	Men's Beg Weight Conditioning	21	19	0.08	2.94	88	1,176	1	40
	202 Intermed Weight Conditioning	16	15	0.15	2.24	67	448	2	80
	Men's Int. Weight Conditioning	7	7	0.08	0.98	29	392	1	40
	205 Weight Conditioning	72	55	0.45	10.08	302	672	3	125
	301 Spinning	133	108	0.68	11.62	349	516	5	160
	303 Trail Hiking	18	9	0.08	1.86	56	744	1	60
	305 Running for Fitness	59	54	0.30	8.14	244	814	2	85
	332 Stretching and Flexibility	32	22	0.15	4.48	134	896	1	40
	334 Yoga	217	148	0.98	28.80	864	886	7	280
	335 Pilates	142	104	0.60	19.88	596	994	4	160
	349 Functional Adapted Fitn Assess	52	52	0.30	12.25	367	1,225	2	60
	350 Adaptive Physical Education	61	60	0.45	7.23	217	482	3	90
	400 Fitness Academy	38	26	0.30	1.89	57	189	1	100
	680 Backpacking	23	13	0.08	1.06	32	426	1	45
GEOG	110 Cultural Geography	32	28	0.20	3.20	96	480	1	45
GEOL	100 Survey of Geology	111	100	0.40	11.65	350	874	2	110
	105 Environmental Earth Science	42	35	0.20	4.20	126	630	1	55
	210 General Geology	52	49	0.37	10.40	312	836	2	54
	General Geology - Honors	2	2	0.15	0.53	16	109	1	27
	611 Field Geology I	14	12	0.16	1.10	33	206	1	25
HIST	100 History Western Civ I	67	50	0.40	6.70	201	503	2	90
	101 History Western Civ II -Honors	15	13	0.20	1.50	45	225	1	28
	104 World Civilizations I	50	39	0.20	5.00	150	750	1	45
	108 Survey of American History	136	90	0.60	14.08	422	704	3	140
	201 United States History I	244	192	1.00	24.99	750	750	5	225
	United States History I-Honors	17	9	0.20	1.70	51	255	1	45
	202 United States History II	55	45	0.40	5.50	165	413	2	90
	203 The United States Since 1945	10	7	0.20	1.00	30	150	1	45
	240 Hist-Ethnic Groups of CA	40	30	0.20	4.40	132	660	1	45

		Census Headcount	End of Term Headcount	FTEF	FTES	WSCH	Load	Sections	Max Enroll
	History Ethnic Groups-CA	102	68	0.40	10.60	318	795	2	90
	History of Ethnic Groups in CA	36	24	0.20	3.60	108	540	1	45
310	California History	144	97	0.80	14.59	438	547	4	185
420	Survey of Latin American Hist.	25	18	0.20	2.50	75	375	1	45
435	History of the Philippines	43	28	0.20	4.30	129	645	1	45
690	Special Projects	1	1	0.00	0.10	3	#INF	1	3
HSCI	100 General Health Education	36	25	0.20	3.60	108	540	1	40
	130 Human Sexuality	193	162	1.00	19.61	588	588	5	195
	484 Medical Terminology	30	26	0.10	3.30	99	990	1	30
	680 Gateway to Health Careers	20	18	0.27	3.36	101	378	1	25
HUM.	106 Awakening of Individuality	80	70	0.40	8.36	251	627	2	90
	117 Arts, Senses and Imagination	23	18	0.20	2.30	69	345	1	45
INDV	101 Beginning Archery	25	22	0.08	2.50	75	1,000	1	25
	105 Intermediate Archery	8	8	0.08	0.80	24	320	1	25
	121 Beginning Badminton	31	29	0.15	3.10	93	620	2	68
	125 Advanced Badminton	8	7	0.15	0.80	24	160	2	68
	167 Golf Course Strategies	20	18	0.15	2.80	84	560	1	25
	168 Tournament Golf	27	25	0.15	3.78	113	756	1	25
	182 Introduction to Tai Chi	24	19	0.08	1.44	43	576	1	40
	251 Beginning Tennis	26	19	0.10	3.64	109	1,092	2	60
	253 Intermediate Tennis	15	12	0.10	2.10	63	630	2	60
	255 Advanced Tennis	8	6	0.10	1.12	34	336	2	60
INTD	110 Environmental Design	35	33	0.20	3.85	116	578	1	40
ITAL	111 Italian I	27	18	0.20	4.05	122	608	1	43
JOUR	110 Mass Media & Society	20	16	0.20	2.00	60	300	1	30
	120 Newswriting	16	13	0.20	2.24	67	336	1	30
	300 Newspaper Production	11	9	0.10	2.20	66	660	1	30
	301 Online Newspaper Staff	3	3	0.10	0.60	18	180	1	30
	690 Special Projects	15	10	0.00	0.83	25	#INF	1	15
LEGL	240 Introduction to Law	34	29	0.20	3.74	112	561	1	45
	250 Legal Research	14	11	0.20	1.54	46	231	1	45
	252 Civil & Administrative Process	22	18	0.20	2.42	73	363	1	45
	443 Law Office Procedures	12	11	0.10	3.00	90	900	1	30
LIT.	116 Intro to World Literature	15	9	0.20	1.65	50	248	1	35
LSCI	100 Intro to Information Research	34	12	0.20	1.80	54	269	3	86
	110 Digital Oral Research Project	0	0	0.07	0.00	0	0	1	26
LSKL	110 Directed Experience--Tutoring	0	0	0.07	0.00	0	0	1	25
	800 Directed Supp. Instr. - MESA	40	39	0.00	11.37	341	#INF	1	120
	Directed Supp. Instr. - Trio	88	88	0.00	5.58	167	#INF	1	999
	Directed Supplementary Instruc	424	424	0.00	22.66	680	#INF	1	1,200
	801 Study Skills Assist-Bilingual	14	11	0.00	0.62	19	#INF	1	30
	STUDY SKILLS ASSISTANCE	5	3	0.07	0.24	7	107	1	25
MATH	110 Elementary Algebra	247	202	2.30	54.81	1,644	715	7	265
	Elementary Algebra - ASTEP	11	10	0.17	2.27	68	409	1	40
	111 Elementary Algebra I	212	153	1.00	29.44	883	883	6	240
	Elementary Algebra I - WIT	12	5	0.10	1.68	50	504	1	40

		Census Headcount	End of Term Headcount	FTEF	FTES	WSCH	Load	Sections	Max Enroll
	Elementary Algebra I-Puente	9	5	0.10	1.26	38	378	1	40
112	Elementary Algebra II	79	51	0.60	11.06	332	553	3	115
120	Intermediate Algebra	414	311	3.47	91.29	2,739	790	10	360
122	Intermed Algebra with Review I	43	39	0.20	6.02	181	903	1	35
	Intermediate Algebra I	28	21	0.20	3.71	111	557	1	40
123	Intermediate Algebra II	44	27	0.40	6.34	190	476	2	80
130	Trigonometry	116	78	0.80	16.38	491	614	4	160
150	Math for Elementary School Tea	19	15	0.20	2.85	86	428	1	40
200	Elem Probability & Statistics	63	46	0.67	11.14	334	501	3	120
	Probability & Statistics	187	153	1.33	33.60	1,008	756	5	200
	Probability&Statistics-Honors	6	2	0.13	1.04	31	234	1	40
222	Precalculus	32	30	0.67	6.61	198	298	2	80
241	Applied Calculus I	41	30	0.50	8.47	254	508	2	80
	Applied Calculus I - Honors	4	0	0.17	0.83	25	149	1	40
251	Calc./Analytic Geom. I-Honors	7	6	0.17	1.49	45	269	1	35
	Calculus Analytic Geometry I	18	14	0.33	3.72	112	335	1	40
	Calculus/Analytic Geometry I	31	25	0.17	6.61	198	1,190	1	35
252	Calc/Analytic Geometry II	29	17	0.17	5.99	180	1,079	1	40
	Calculus Analytic Geometry II	12	8	0.33	2.48	74	223	1	40
	Calculus/Analy Geom II-Honors	9	5	0.17	1.86	56	335	1	40
253	Calculus Analytic Geometry III	18	13	0.33	3.72	112	335	1	40
270	Linear Algebra	11	9	0.20	1.65	50	248	1	40
275	Ordinary Differential Equation	15	13	0.20	2.25	68	338	1	40
650	Math Suppl-Study Skills TRIO	40	36	0.15	1.92	58	384	1	40
	Math Supplement-Math Skills	10	0	0.15	0.00	0	0	1	40
	Supp. Math Instruction-BIOTECH	20	19	0.13	2.93	88	658	1	1
690	Special Projects	1	1	0.00	0.03	1	#INF	1	10
805	Fundamentals of Mathematics I	119	107	0.83	13.61	408	490	5	170
806	Fundamentals of Mathematics II	147	125	0.83	16.87	506	607	5	175
MUS.	100 Fundamentals of Music	103	74	0.40	10.30	309	773	2	125
	111 Musicianship I	6	5	0.18	1.28	38	213	1	15
	115 Music, Art and Ideas	15	14	0.10	1.50	45	450	1	60
	Music, Art and Ideas-Honors	13	10	0.10	1.30	39	390	1	45
	202 Music Appreciation	128	113	0.60	12.80	384	640	3	135
	250 World Music	40	33	0.20	4.00	120	600	1	45
	290 Intro to MIDI Music	10	7	0.27	2.07	62	227	1	25
	301 Piano I	92	63	0.81	15.00	450	553	5	110
	302 Piano II	13	12	0.18	2.73	82	469	2	45
	303 Piano III	2	2	0.09	0.43	13	153	1	20
	304 Piano IV	3	3	0.09	0.65	20	229	1	20
	377 Beginning Guitar	49	32	0.18	7.02	211	1,171	2	86
	378 Intermediate Guitar	23	11	0.18	3.30	99	549	2	86
	379 Advanced Guitar	10	9	0.06	1.43	43	724	1	45
	380 Guitar IV	16	16	0.05	3.36	101	2,240	1	45
	383 Guitar Ensemble I	1	1	0.05	0.21	6	140	1	45
	401 Beginning Solo Voice	23	15	0.23	4.60	138	613	2	75
	402 Voice II	11	8	0.08	2.20	66	815	2	75
	403 Voice III	0	0	0.08	0.00	0	0	2	75

		Census Headcount	End of Term Headcount	FTEF	FTES	WSCH	Load	Sections	Max Enroll	
	404	Voice IV	3	3	0.08	0.60	18	222	2	75
	430	Concert Band	10	10	0.07	1.10	33	471	1	40
	450	Jazz Band	4	4	0.07	0.44	13	189	1	40
	470	Choir	19	14	0.20	1.24	37	183	2	115
	665	Guitar StylesBenson&Montgomery	4	4	0.05	0.84	25	560	1	45
		Mostly Mozart	24	24	0.03	2.10	63	1,889	1	80
		Music of Don Piestrop	8	8	0.07	0.72	22	308	1	40
		Music of John Phillip Sousa	12	11	0.07	1.32	40	566	1	40
		Piano: Jazz & Pop	8	8	0.08	1.73	52	636	1	20
		Seasons of Love	7	6	0.04	0.49	15	407	1	35
		Traditional Kulintang Music	15	13	0.20	1.50	45	225	1	40
	690	Special Projects	4	3	0.00	0.54	16	#INF	4	20
OCEN	100	Survey of Oceanography	85	69	0.40	8.78	263	659	2	110
	101	Oceanography Lab/Field Study	19	18	0.16	1.90	57	356	1	20
P.E.	203	Sports Med Clinical Internship	9	7	0.00	1.15	35	#INF	1	30
	211	Prevent/Care-Athletic Injuries	14	10	0.13	0.93	28	210	1	30
	212	Prevent/Care-Athlct Injury Lab	13	9	0.15	1.30	39	260	1	30
PHIL	100	Intro to Philosophy-Honors	24	16	0.20	2.40	72	360	1	30
		Introduction to Philosophy	77	57	0.40	8.13	244	610	2	90
	103	Critical Thinking	102	69	0.60	13.36	401	668	3	135
	240	Introduction to Ethics	25	16	0.20	2.50	75	375	1	45
PHYS	210	General Physics I	50	38	0.52	10.00	300	577	2	50
	211	General Physics I-Calculus Sup	19	13	0.07	0.63	19	285	1	25
	250	Physics with Calculus I	42	24	0.52	8.40	252	485	2	50
	270	Physics with Calc. III-Honors	7	7	0.18	1.40	42	233	1	25
		Physics with Calculus III	20	19	0.18	4.00	120	667	1	25
PLSC	115	Comparative Government	17	16	0.20	1.70	51	255	1	45
	130	International Relations	21	21	0.20	2.10	63	315	1	45
	200	Nat'l State & Local Government	36	27	0.20	3.96	119	594	1	45
		National, State & Local Govt	70	44	0.40	7.00	210	525	2	90
	210	American Politics	84	66	0.40	8.40	252	630	2	90
	301	Calif State & Urban Government	68	59	0.40	6.80	204	510	2	90
PSYC	100	General Psychology	345	286	1.60	35.36	1,061	663	8	360
	171	Quantitative Reasoning in Psyc	76	72	0.40	10.49	315	787	2	90
	200	Developmental Psychology	140	123	0.60	15.23	457	762	3	170
	201	Child Development	64	44	0.50	6.51	195	391	5	220
	268	Black Psychology	26	17	0.10	2.60	78	780	1	45
		Black Psychology-Honors	11	9	0.10	1.10	33	330	1	45
	300	Social Psychology	36	29	0.20	3.60	108	540	1	45
	410	Abnormal Psychology	59	49	0.40	6.12	184	459	2	90
R.E.	100	Real Estate Principles	86	66	0.20	9.46	284	1,419	1	125
	110	Real Estate Practice	32	28	0.20	4.27	128	640	1	60
	130	CA Mort/Loan Broker/Lend	53	46	0.20	5.83	175	875	1	75
READ	812	Reading Laboratory	11	10	0.07	0.73	22	330	1	26
	826	Reading Improv. - Gateway	41	30	0.20	5.74	172	861	1	35
		READING IMPROVEMENT	30	19	0.20	4.20	126	630	1	35
		Reading Improvement	175	128	1.20	25.00	750	625	6	210
	836	Academic Reading Strategies	180	147	1.20	25.47	764	637	6	210

		Census Headcount	End of Term Headcount	FTEF	FTES	WSCH	Load	Sections	Max Enroll	
	863	Reading Non-Native Spkrs III	17	16	0.10	1.70	51	510	1	35
	864	Reading Non-Native Speakers IV	6	4	0.10	0.60	18	180	1	35
RPTH	400	Patient & Health Care Concerns	24	23	0.13	1.60	48	360	1	28
	410	Patient Care/Resp. Assessment	24	23	0.30	4.00	120	404	1	28
	420	Application of Cardiopulmonary	24	23	0.20	2.40	72	360	1	28
	450	Respiratory Diseases II	26	26	0.20	2.38	71	357	1	25
	458	Clinical Clerkship III	26	26	0.91	26.15	784	859	1	25
	460	Respiratory Critical Care	26	26	0.52	7.03	211	406	2	28
	484	Medical Terminology for RPTH	23	22	0.13	1.52	46	343	1	25
	490	Neonatal/Pediatric/Rehab. Care	26	26	0.15	1.98	59	405	1	25
SGOV	111	Student Government I	8	7	0.07	0.17	5	77	1	30
	115	Community Service & Leadership	9	7	0.03	0.56	17	502	1	25
SOCI	100	Introduction to Sociology	120	81	0.60	12.27	368	614	3	135
	108	Community Relations	2	2	0.10	0.20	6	60	1	45
	141	Race & Ethnicity	29	22	0.20	2.90	87	435	1	45
	201	Sociology of Health & Medicine	15	13	0.20	1.50	45	225	1	45
SOSC	160	Women in Transition Seminar	7	5	0.07	0.24	7	108	1	25
SPAN	110	Elementary Spanish	77	63	0.83	15.91	477	573	3	120
		Elementary Spanish -Honors	12	11	0.17	2.48	74	446	1	40
	111	Elementary Spanish I	36	28	0.20	5.40	162	810	1	40
	112	Elementary Spanish II	19	15	0.20	2.85	86	428	1	35
	120	Adv. Elementary Spanish	17	15	0.33	3.57	107	321	1	35
SPCH	100	Fundamentals of Speech	21	17	0.20	2.94	88	441	1	32
		Public Speaking	282	221	2.20	40.28	1,208	549	11	352
	120	Interpersonal Communication	141	124	1.00	14.43	433	433	5	160
	127	Argumentation Honors	16	12	0.20	1.60	48	240	1	20
	150	Intercultural Communication	58	53	0.40	5.80	174	435	2	57
SURG	440	Basic Sciences for SURG	17	17	0.40	6.12	184	459	1	25
	441	Surgical Patient Care Concepts	17	17	1.00	14.62	439	439	1	25
	445	Intro to Central Service Tech	25	23	0.36	4.57	137	381	1	22
TAGA	111	Elementary Tagalog I	75	47	0.40	10.75	323	806	2	70
TCOM	100	Intro. to TCOM and Networks	11	9	0.20	1.21	36	182	1	30
	405	Electrical Fundamentals: TCOM	12	10	0.47	3.68	110	233	1	24
	410	Installation/Wiring Practices	13	12	0.47	3.99	120	253	1	24
	415	Wireless&Mobile Communications	12	12	0.20	1.32	40	198	1	24
	440	Data Communications	7	6	0.47	2.15	64	136	1	24
	451	PC Configuration and Repair	19	15	0.24	5.83	175	728	1	24
	452	A+ Certification Exam Prep	9	8	0.07	0.30	9	135	1	24
	480	Network Fundamentals (LAN)	31	26	0.20	4.52	136	678	2	49
	482	Introduction to Routers	16	15	0.20	2.40	72	360	1	24
	483	Network Switches-Concepts&Apps	14	12	0.20	2.19	66	329	1	24
	484	Adv. Routing Concepts & Apps	8	7	0.10	0.88	26	264	1	24
	485	TroubleshootingtheInternetnetwork	17	17	0.20	2.55	77	383	1	24
	665	Intro Linux Admin	6	6	0.05	0.30	9	181	1	25
		Intro to Using Linux	4	4	0.05	0.20	6	121	1	25
	670	Tcom Work Experience	10	10	0.20	1.03	31	155	1	15
	680	Advanced Network Sec.	12	11	0.10	1.32	40	396	1	25
TEAM	100	Baseball	21	19	0.30	5.04	151	504	1	70

		Census Headcount	End of Term Headcount	FTEF	FTES	WSCH	Load	Sections	Max Enroll
	Men's Baseball	40	39	0.30	10.80	324	1,080	1	70
	111 Beginning Basketball	51	46	0.15	7.14	214	1,428	2	77
	115 Advanced Basketball	55	50	0.45	7.34	220	490	4	132
	116 Basketball: Indv Skill Develop	31	29	0.30	3.22	97	322	2	50
	132 Flag Football	30	27	0.15	3.00	90	600	1	40
	148 Indoor Soccer	33	28	0.15	3.30	99	660	1	45
	690 Special Project	19	17	0.00	0.63	19	#INF	1	25
VARs	110 Varsity Basketball	19	19	0.30	3.52	105	352	1	30
	150 Varsity Men's Soccer	37	35	0.53	10.53	316	593	1	50
	200 Varsity Men's Wrestling	26	26	0.53	8.67	260	488	1	40
	300 Vars. Women's Basketball	14	13	0.30	2.44	73	244	1	25
	340 Varsity Womens Volleyball	9	9	0.50	2.23	67	134	1	30
	360 Varsity Women's Soccer	24	22	0.53	7.33	220	413	1	30
<b>Fall 2007</b>	ACTG 100 Accounting Procedures	196	138	1.00	27.23	817	817	5	200
	103 Ten-Key Skills	18	15	0.03	1.13	34	1,019	1	25
	121 Financial Accounting	180	119	1.20	26.64	799	666	6	235
	131 Managerial Accounting	79	59	0.60	11.25	338	563	3	120
	171 Federal Income Tax	34	26	0.25	4.53	136	537	1	40
	172 Business Income Taxes	15	10	0.20	2.65	80	398	1	30
	194 Quickbooks Pro 20007	33	28	0.07	1.07	32	480	1	40
	Quickbooks Pro 2007	35	26	0.07	2.35	70	1,055	1	35
	196 Inter Quickbooks Pro 2007	43	33	0.07	1.37	41	615	1	40
	690 Special Projects	1	1	0.00	0.10	3	#INF	1	5
	ADAP 356 Adapted Total Fitness	50	49	0.45	5.63	169	375	3	90
	357 PE-Individuals w/Special Needs	43	42	0.30	3.59	108	359	2	60
	ADMJ 100 Intro to Admin of Justice	82	66	0.40	8.20	246	615	2	90
	108 Community Relations	44	40	0.10	4.40	132	1,320	1	45
	110 Police Report Writing	45	37	0.20	4.50	135	675	1	45
	123 Concepts of Enforcement	34	30	0.20	3.40	102	510	1	45
	135 Narcotics Investigation	52	41	0.20	5.20	156	780	1	45
	ANTH 110 Cultural Anthropology	66	51	0.40	6.83	205	512	2	90
	Cultural Anthropology-Honors	25	16	0.20	2.50	75	375	1	32
	125 Physical Anthropology	44	35	0.20	4.40	132	660	1	35
	165 Cross Cultural Sex & Gender	18	12	0.20	1.80	54	270	1	45
	180 Magic, Science & Religion	40	23	0.20	4.00	120	600	1	45
	ARBC 111 Elementary Arabic I	28	22	0.20	4.20	126	630	1	35
	ART 101 History of Art I	41	36	0.20	4.10	123	615	1	45
	102 History of Art II	24	17	0.20	2.40	72	360	1	45
	105 Art of Asia/ Near East	53	35	0.20	5.30	159	795	1	45
	107 Art of Our Times	28	18	0.20	2.80	84	420	1	45
	115 Art, Music and Ideas-Honors	28	24	0.10	2.80	84	840	1	45
	201 Form and Composition I	22	14	0.17	6.60	198	1,165	1	35
	202 Form and Composition II	1	1	0.17	0.30	9	53	1	35
	204 Drawing I	66	55	0.29	15.36	461	1,589	2	70
	205 Drawing II	6	5	0.29	1.31	39	135	2	70
	207 Life Drawing	23	15	0.11	3.68	110	1,016	1	35
	208 Portrait Drawing I	11	8	0.09	3.30	99	1,165	1	35
	209 Portrait Drawing II	11	11	0.09	3.30	99	1,165	1	35

		Census Headcount	End of Term Headcount	FTEF	FTES	WSCH	Load	Sections	Max Enroll	
214	Color	17	13	0.19	4.30	129	678	2	70	
221	Painting I	31	26	0.19	7.70	231	1,228	2	70	
222	Painting II	9	6	0.19	1.77	53	282	2	70	
231	Watercolor I	11	11	0.17	3.30	99	582	1	35	
232	Watercolor II	2	1	0.17	0.60	18	106	1	35	
248	Portraits in Pastel	3	2	0.09	0.90	27	318	1	35	
351	Photography I	48	34	0.33	10.20	306	919	2	54	
352	Photography II	10	10	0.23	2.02	61	269	2	51	
353	Photography III	4	3	0.23	0.92	28	122	2	51	
354	Color Photography I	16	11	0.32	3.96	119	375	2	54	
355	Color Photography II	3	0	0.32	0.76	23	72	2	54	
405	Sculpture I	13	10	0.15	3.04	91	623	2	75	
406	Sculpture II	13	13	0.15	2.56	77	525	2	75	
407	Sculpture III: Direct Metal	6	6	0.15	1.60	48	328	2	75	
411	Ceramics I	31	24	0.20	9.30	279	1,400	2	60	
412	Ceramics II	10	10	0.20	3.00	90	454	2	60	
417	Ceramic Glazing Techniques	8	8	0.20	2.40	72	363	2	60	
665	Black & White Photo Lab	13	12	0.14	1.30	39	279	1	24	
665	Gallery Practicum	3	1	0.14	0.30	9	64	1	10	
665	Advanced Life Drawing	6	6	0.11	0.96	29	265	1	35	
665	Lost Wax Bronze Casting	3	3	0.09	0.96	29	313	1	40	
665	Exploring Portraiture	4	4	0.09	1.20	36	424	1	35	
665	Ceramic Surface Techniques	12	12	0.11	3.60	108	953	1	30	
665	Matting and Framing	17	16	0.03	0.32	9	315	1	25	
665	Underglazing Techniques	3	3	0.09	0.90	27	318	1	30	
665	Advanced Marble Carving	5	5	0.05	0.80	24	442	1	35	
690	Special Projects	19	17	0.00	1.10	33	#INF	5	35	
ASL	111 American Sign Language I	69	51	0.40	9.96	299	747	2	80	
	112 American Sign Language II	23	22	0.20	3.45	104	518	1	40	
ASTR	100 Introduction To Astronomy	45	33	0.20	6.75	203	1,013	1	40	
AUTO	665	Smog Check Update 2007	144	144	0.40	4.10	123	307	6	146
	665	SCT: Enhanced Clean Air Car	9	9	0.07	0.34	10	154	1	24
	665	Evaporative Emissions Systems	19	19	0.03	0.49	15	439	1	20
	665	SCT: On-Board Diagnostics II	9	9	0.07	0.41	12	176	1	20
	665	BAR A6 Alternative Training	20	14	0.10	0.82	25	247	1	24
	665	BAR L1 Alternative Training	31	25	0.20	1.52	46	229	1	24
	665	Toyota Hybrid Srvc/Training I	30	30	0.07	0.91	27	411	1	26
670	Automotive Work Experience	1	1	0.00	0.13	4	#INF	1	20	
690	Special Projects	0	0	0.00				1	5	
	Special Projects in Automotive	2	2	0.00	0.17	5	#INF	5	25	
708	Auto Principles Lab	31	26	0.16	3.62	109	678	1	26	
710	Fundamentals of Auto Mechanics	74	66	0.84	15.82	475	565	3	72	
713	Electricity/Electronics	21	20	1.00	15.96	479	479	1	22	
721	Steering, Suspension & Brakes	23	23	1.00	17.48	524	524	1	22	
728	Toyota Adv. Electrical	20	20	0.52	6.91	207	399	1	22	
730	Japanese Basic Electrical	20	20	0.53	6.91	207	388	1	22	
734	Auto Engine Diagnosis & Repair	24	24	1.00	18.24	547	547	1	22	

		Census Headcount	End of Term Headcount	FTEF	FTES	WSCH	Load	Sections	Max Enroll	
	735	Transmissions and Drivelines	19	19	1.00	14.44	433	433	1	22
	751	Auto Engine Performance	28	27	1.00	21.28	638	638	1	28
	754	High Performance Engines I	27	24	0.10	2.80	84	839	1	24
	769	Head and Valve Services	29	25	0.08	2.92	87	1,141	1	24
	771	Automotive Electrical II	14	13	0.08	1.41	42	556	1	24
	772	Clean Air Car I	15	13	0.10	1.51	45	453	1	24
	773	Automotive Electrical I	18	17	0.10	1.81	54	543	1	24
	786	Air Conditioning I	14	12	0.08	1.41	42	556	1	24
	793	Engine Performance	15	14	0.10	1.51	45	453	1	24
	822	Head and Valve Services	2	2	0.08	0.18	5	69	1	24
	840	Automotive Electrical I	0	0	0.10	0.00	0	0	1	24
	842	Basic Clean Air Car I	1	0	0.10	0.10	3	30	1	24
	846	Electrical II	3	3	0.08	0.30	9	119	1	24
	854	High Performance Engines I	0	0	0.10	0.00	0	0	1	5
	860	Air Conditioning I	5	5	0.08	0.46	14	180	1	24
	893	Engine Performance	2	2	0.10	0.20	6	60	1	24
BIOL	101	Man in a Biological World	56	43	0.52	11.20	336	646	1	60
	110	Principles Of Biology	27	22	0.26	7.02	211	810	1	30
		Principles of Biology	142	105	1.30	34.58	1,037	798	5	150
	130	Human Biology	164	121	0.60	16.79	504	840	3	175
	150	Intro to Marine Biology	36	26	0.20	3.60	108	540	1	35
	215	Organismal Biology	64	56	0.84	21.76	653	777	2	60
	230	Cell/Molecular Biology	25	21	0.52	7.67	230	442	1	30
	240	General Microbiology	118	109	1.04	29.50	885	851	4	120
	250	Human Anatomy	245	181	2.28	62.11	1,863	817	9	270
	260	Intro to Physiology	93	88	1.36	32.10	963	708	3	90
	415	Intro to Biotech Manufacturing	20	16	0.88	22.93	688	782	1	20
	422	Foundations of Biotechnology	19	13	0.07	0.62	19	280	1	30
	426	Genetic Engineering	18	16	0.07	0.52	16	236	1	30
	430	Introduction to Immunology	23	16	0.07	0.75	23	339	1	30
	675	Honors Colloq. in Biology	7	7	0.07	0.23	7	105	1	20
	690	Special Projects	4	4	0.00	0.33	10	#INF	2	10
BUS.	100	Introduction to Business	71	52	0.40	7.10	213	533	2	80
	101	Human Relations at Work	28	20	0.20	2.80	84	420	1	40
	103	Intro. to Bus. Info Systems	70	56	0.40	9.64	289	723	2	80
		Intro. to Bus.Info Systems	33	29	0.20	3.30	99	495	1	40
	120	Math Analysis for Business	75	60	0.40	10.35	311	776	2	80
		Math Analysis for Business	40	27	0.20	5.60	168	840	1	40
	123	Statistics	81	55	0.60	10.21	306	510	3	120
	150	Small Business Management	19	15	0.20	2.09	63	314	1	35
	200	Intro International Business	28	18	0.20	2.80	84	420	1	30
	201	Business Law	56	49	0.40	5.86	176	440	2	80
	205	Business Ethics	30	18	0.20	3.00	90	450	1	35
	226	Global Business Negotiation	36	26	0.10	1.70	51	510	1	40
	230	Intro to Intn'l Marketing	28	18	0.10	1.40	42	420	1	35
	240	Int'l Logistics/Transportation	16	13	0.10	0.80	24	241	1	35

		Census Headcount	End of Term Headcount	FTEF	FTES	WSCH	Load	Sections	Max Enroll	
290	Intro to Marketing Strategy	17	16	0.10	0.85	26	256	1	30	
291	Marketing Tactics	20	8	0.10	1.13	34	339	1	30	
400	Business English	27	26	0.20	2.70	81	405	1	32	
401	Business Communications	20	19	0.20	2.20	66	330	1	40	
443	Law Office Procedures	0	0	0.10	0.00	0	0	1	30	
476	Intro to Medical Office Mngmt	16	12	0.20	1.76	53	264	1	30	
485	Medical Terminology	19	15	0.10	2.09	63	627	1	30	
487	Medical Transcriber Internship	2	1	0.00	0.66	20	#INF	1	25	
520	No. San Mateo Co. Leadership	22	21	0.10	1.05	31	314	1	30	
670	Business Work Experience	2	1	0.00	0.17	5	#INF	1	20	
CAOT	100	Beginning Computer Keyboarding	86	58	0.20	4.96	149	745	4	128
	101	Cmputr Keyboarding Skill Build	78	53	0.25	5.43	163	651	4	123
	104	Intro to Computers w/Windows I	81	73	0.30	4.99	150	499	3	102
	105	Intro to Computers Windows II	25	19	0.10	1.53	46	445	1	32
	200	Intro to MS Office Suite	44	34	0.27	3.75	113	422	2	70
	201	Integration of MS Office Apps	40	34	0.13	1.47	44	332	2	60
	214	Word Processing I: Word	35	15	0.07	1.03	31	465	1	35
	215	Word Processing II: Word	27	15	0.13	1.73	52	390	1	35
	222	Bus Presentations I-PowerPoint	34	27	0.07	1.10	33	495	1	35
	223	Bus. Present. II: PowerPoint	20	17	0.07	0.57	17	255	1	35
	225	Spreadsheets I: Excel	82	55	0.13	3.79	114	853	2	70
	226	Spreadsheets II: Excel	61	42	0.27	4.86	146	547	2	70
	230	Database Applications I Access	38	22	0.07	1.17	35	525	1	40
	231	Database Application II Access	16	10	0.13	0.93	28	210	1	40
	301	Maximize Employment Potential	31	25	0.07	0.97	29	435	1	35
	400	Internet I	37	33	0.10	1.97	59	592	1	35
	403	HTML & Web Authoring Apps I	56	47	0.20	3.76	113	565	2	70
	404	HTML & Web Authoring Apps II	33	28	0.20	1.99	60	299	2	70
	410	Photoshop Basics	56	39	0.13	2.80	84	629	2	70
	411	Photoshop for the Web	44	37	0.13	1.74	52	392	2	70
	412	Flash I	19	17	0.05	0.90	27	540	1	35
	413	Flash II	13	12	0.05	0.65	20	390	1	24
	480	Network Fundamentals (LAN)	10	9	0.10	1.10	33	330	1	24
	665	Intro to MAC OperatingSystem X	16	15	0.07	0.40	12	178	1	15
	665	Fun with MAC OperatingSystem X	16	15	0.07	0.40	12	182	1	15
	690	Special Projects	0	0	0.00				4	35
CHEM	112	Chemistry in Action	19	19	0.36	4.18	125	348	1	30
	192	Elementary Chemistry	51	36	0.52	12.24	367	706	2	60
	210	General Chemistry I	84	54	1.16	28.56	857	739	3	90
	220	General Chemistry II	24	21	0.52	8.16	245	471	1	30
	234	Organic Chemistry I	47	26	0.20	4.70	141	705	1	50
	237	Organic Chemistry Lab I	38	29	0.64	9.12	274	428	2	50
	410	Chem For Health Sciences	67	58	0.45	17.42	523	1,153	2	60
		Chemistry for Health Sciences	37	32	0.23	9.62	289	1,273	1	30
	680	Introduction to Research	6	5	0.07	0.22	7	98	1	20
	690	Special Projects	0	0	0.00				1	5
CHIN	111	Elementary Chinese I	73	59	0.40	10.61	318	796	2	46
COMB	401	Self Defense	25	16	0.15	2.50	75	500	1	27

		Census Headcount	End of Term Headcount	FTEF	FTES	WSCH	Load	Sections	Max Enroll	
	404	Beginning Shotokan Karate	18	14	0.08	1.80	54	720	1	30
	405	Int. & Adv. Shotokan Karate	4	3	0.08	0.40	12	160	1	30
COMP	155	Computer Program. Visual Basic	18	13	0.20	2.88	86	432	1	25
	312	Installing/Using Linux -PC OS	10	10	0.05	0.63	19	376	1	25
	314	Managing a Linux System	11	11	0.05	0.69	21	414	1	25
	355	Introduction to Oracle - SQL	23	18	0.20	5.29	159	794	1	25
	412	Flash I	5	3	0.05	0.20	6	120	1	35
	413	Flash II	8	7	0.05	0.40	12	240	1	24
	451	PC Configuration & Repair	5	3	0.23	1.53	46	197	1	24
	484	Adv. Routing Concepts & Apps	2	1	0.10	0.29	9	86	1	24
COOP	670	Vocational Cooperative Ed	421	349	3.03	45.63	1,369	451	12	506
	671	General Cooperative Education	35	31	0.30	2.80	84	280	2	95
COSM	690	Special Projects	0	0	0.00				3	35
	700	Cosm Concepts/Practice I	51	50	2.81	29.35	880	313	3	65
	710	Cosm Concepts/Practice II	20	20	0.67	10.41	312	464	2	60
	720	Cosm Concepts/Practice III	22	21	0.60	10.56	317	528	2	60
	730	Cosm Concepts/Practice IV	50	47	0.37	5.95	178	478	3	70
	740	Cosm Concepts/Practice V	51	50	0.44	26.70	801	1,820	3	90
	775	Esthetician	27	25	0.66	14.22	427	647	1	26
	782	Advanced Cosmetology Concepts	17	14	0.12	1.30	39	324	1	30
	785	Spa Technician Training	14	12	0.67	2.12	64	95	1	25
COUN	100	College Success	84	64	0.60	8.40	252	420	3	90
		College Success - ASTEP	43	41	0.20	4.30	129	645	1	30
		College Success - DSPS	26	26	0.20	2.60	78	390	1	30
		College Success - Puente	37	37	0.20	3.70	111	555	1	26
	104	Transfer Power	20	20	0.07	0.16	5	74	2	60
	105	Up Your Self-Esteem	16	16	0.03	0.24	7	220	1	30
	106	Anxiety Management	14	14	0.03	0.20	6	178	1	30
	107	Coping with Depression	13	13	0.03	0.20	6	178	1	30
	108	Anger Management	27	27	0.07	0.41	12	185	2	60
CRER	100	How to Succeed in College	15	13	0.07	0.46	14	206	1	30
	136	Career Planning	26	18	0.07	0.79	24	356	1	30
	137	Life and Career Planning	91	81	0.60	9.10	273	455	3	90
		Life and Career Planning WIT	26	22	0.20	2.86	86	429	1	30
	139	Careers in Teaching	22	22	0.03	0.27	8	247	1	30
	650	Athletes Seminar	43	43	0.13	2.87	86	645	1	75
		Hermanos Seminar	22	22	0.16	1.81	54	350	1	30
		Honors Seminar	20	20	0.03	0.30	9	275	1	30
		MESA Seminar	14	11	0.07	0.34	10	151	1	120
		Seminar Group - Gateway	21	21	0.13	1.40	42	315	1	1
	665	Deciding on a Major	18	18	0.03	0.27	8	247	1	30
DANC	130	Jazz Dance I	34	22	0.15	3.40	102	680	1	40
	162	Tango Milonga	23	20	0.15	3.22	97	644	1	40
	163	Tango Buenos Aires	23	21	0.15	2.30	69	460	1	25
	167	Swing Dance I	23	19	0.05	2.30	69	1,380	1	50
	168	Swing Dance II	2	2	0.05	0.20	6	120	1	50
	169	Swing Dance III	3	3	0.05	0.30	9	180	1	50
	350	Aerobic Dance	32	22	0.15	4.48	134	896	1	45

		Census Headcount	End of Term Headcount	FTEF	FTES	WSCH	Load	Sections	Max Enroll
	Cardio Dance	41	30	0.15	4.10	123	820	1	45
390	Dance Composition/Theory/Chore	14	13	0.20	1.40	42	210	1	20
665	Flamenco Dance	28	14	0.08	1.28	38	512	1	40
665	Salsa	55	30	0.08	2.64	79	1,056	1	50
665	Roots of Salsa	36	29	0.15	3.60	108	720	1	50
665	Chinese Dance	17	15	0.15	1.70	51	340	1	30
665	Beginning Ballroom Dance	36	31	0.15	4.20	126	840	1	50
DSKL	811 Differential Learning Skills	44	42	0.27	0.59	18	66	8	40
	820 Computer-Based Cognitive Retra	8	7	0.13	0.32	10	72	1	10
	821 Develop of Self-Advocacy Skill	55	54	0.10	0.68	21	205	3	90
	880 Assisive Computer Technology	35	35	0.10	2.08	62	603	1	40
	880 Assisive Comp Tech - Advanced	10	10	0.03	0.30	9	275	1	30
ECE.	201 Child Development	125	87	0.50	12.95	389	777	5	220
	210 ECE Principles	25	20	0.20	2.50	75	375	1	30
	ECE. Principles	37	30	0.20	4.19	126	629	1	40
	211 ECE Curriculum	42	33	0.20	4.20	126	630	1	40
	212 Child, Family & Community	45	40	0.20	5.02	151	754	2	80
	214 Child-Parent Relations	40	34	0.20	4.23	127	635	2	80
	223 Infant/Toddler Development	20	15	0.20	2.20	66	330	1	40
	241 ECE Admin: Human Relations	28	24	0.20	2.56	77	384	1	40
	242 Adult Supervision in ECE/CD	23	19	0.13	1.58	47	355	1	35
	260 Children with Special Needs	17	14	0.20	1.87	56	281	1	40
	272 Cultural Diversity in ECE	17	17	0.20	1.70	51	255	1	40
	275 Children's Language/Literacy	15	11	0.20	1.65	50	248	1	40
	311 Children's Nutrition	13	13	0.03	0.45	13	402	1	40
	335 Handling Behavior	23	22	0.20	2.30	69	345	1	40
	366 Practicum in Early Child. Ed.	34	30	0.42	7.87	236	562	2	40
	665 Male Involvement	10	10	0.07	0.29	9	130	1	35
	665 Advanced ECERS Training	8	8	0.07	0.21	6	96	1	35
	665 Lang., Culture & Parent Engage	53	53	0.07	1.28	38	576	1	150
	665 Facilitative Leadership	3	3	0.07	0.06	2	27	1	35
	670 Cooperative Education	7	6	0.07	0.57	17	255	1	10
	ECE Cooperative Education	24	21	0.17	2.83	85	510	1	20
	690 Special Projects	5	5	0.00	0.23	7	#INF	1	5
ECON	100 Macro Economics - Honors	19	12	0.20	1.90	57	285	1	28
	Principles of Macro Economics	35	24	0.20	3.50	105	525	1	45
	Principles of Macroeconomics	192	153	0.80	19.61	588	735	4	180
	102 Principles of Micro Economics	30	18	0.20	3.00	90	450	1	45
	Principles of Microeconomics	100	73	0.40	10.49	315	787	2	90
EDUC	100 Introduction to Education	20	16	0.20	2.20	66	330	1	35
ELEC	110 Fundamentals of Electronics	19	19	0.27	3.93	118	431	1	24
EMC.	410 Emergency Medical Tech I	52	40	0.93	25.83	775	830	2	50
	425 CPR: Health Care Provider	64	63	0.13	1.04	31	233	4	72
ENGL	100 Composition	659	490	5.01	91.69	2,751	549	25	652
	Composition - Honors	31	21	0.35	4.45	134	378	2	48
	Composition - Non-native	28	17	0.20	4.20	126	630	1	26
	104 ENGL Skills for Cultural Prod	28	24	0.20	3.15	94	472	1	32
	110 Comp, Lit. & Crit. Think/Honor	16	13	0.25	2.24	67	265	1	20

		Census Headcount	End of Term Headcount	FTEF	FTES	WSCH	Load	Sections	Max Enroll
	Comp, Lit. & Critical Thinking	350	252	2.81	49.85	1,496	532	13	338
161	Creative Writing I	49	41	0.20	7.04	211	1,056	2	60
162	Creative Writing II	12	8	0.20	1.74	52	261	2	60
165	Critical Thinking/Adv. Comp	90	67	0.80	11.84	355	444	4	104
650	English Supplement for STAARS	11	9	0.20	0.80	24	121	1	999
690	Special Projects	1	1		0.10	3		1	10
826	Basic Writ. Skills - Gateway	14	14	0.33	2.94	88	265	1	32
	Basic Writing Skills	173	144	1.60	36.01	1,080	675	5	160
836	Writing Development	210	143	1.61	30.43	913	566	8	182
846	Read & Write Conn Puente	38	35	0.33	7.85	236	707	1	26
	Read & Write Conn. ASTEP	32	28	0.33	6.61	198	595	1	26
	Read & Write Conn. Kababayan	39	30	0.33	8.19	246	737	1	26
	Reading & Writing Connections	273	217	3.00	56.34	1,690	563	9	234
875	English Grammar	31	22	0.20	6.20	186	930	1	35
880	English Prep for HS Exit Exam	3	3	0.20	0.40	12	59	1	40
ESOL	400 Comp for No-Native Speakers	34	25	0.33	7.03	211	632	1	26
	Comp for Non-Native Speakers	107	91	1.00	22.25	667	667	3	78
655	ESL Supplement	73	66	0.40	5.61	168	420	2	1,998
800	ESOL - Novice	16	15	0.13	0.98	29	219	1	30
801	Basic Conversational English	24	18	0.13	1.84	55	414	1	35
802	Int. Conversational English	34	27	0.13	2.27	68	510	1	35
820	ENGL Spkrs Other Languages II	29	27	0.60	9.86	296	493	1	35
821	ENGL Spkrs Other Lang II (1st)	23	18	0.13	3.99	120	897	1	29
822	ENGL Spkrs Other Lang II (2nd)	2	2	0.13	0.35	10	78	1	29
830	ENGL Spkrs Other Languages III	29	23	0.60	9.86	296	493	1	35
831	ENGL Spkrs Other Lang III (1)	18	16	0.27	3.12	94	351	1	35
840	ENGL Spkrs Other Languages IV	78	53	1.20	26.52	796	663	2	70
841	ENGL Spkrs Other Lang IV (1st)	42	36	0.60	7.65	229	382	2	61
851	Hi-Beginning ESL Listen&Speak	27	19	0.20	3.78	113	567	1	35
861	Hi-Beginning ESL Read & Write	31	24	0.27	5.37	161	604	1	35
871	High-Beginning ESL Grammar	27	20	0.20	3.78	113	567	1	35
875	Advanced ESL Grammar & Editing	23	13	0.20	3.22	97	483	1	35
890	Read & Comp Practice for ESL	19	17	0.33	3.17	95	285	1	30
FASH	119 Clothing, Culture and Society	21	19	0.10	2.10	63	630	1	40
	151 Fashion Merchandising	17	14	0.20	1.70	51	255	1	40
	690 Special Projects	0	0	0.00				1	20
FCS	119 Clothing, Culture and Society	25	18	0.10	2.50	75	750	1	40
	212 Child, Family & Community	7	6	0.20	0.79	24	119	2	80
	213 Child-Parent Relations	2	2	0.20	0.20	6	30	2	80
	310 Nutrition	161	131	0.80	16.86	506	632	4	155
	311 Children's Nutrition	3	1	0.03	0.10	3	93	1	40
	690 Individual Study in FCS	7	4	0.00	0.60	18	#INF	1	5
FILI	110 Elementary Filipino	22	17	0.33	4.47	134	403	1	35
FILM	440 Film Study and Appreciation	54	44	0.20	5.94	178	891	1	60
FITN	106 Varsity Conditioning	119	115	0.98	23.80	714	732	4	150
	110 Adult Conditioning	47	45	0.15	6.58	197	1,316	1	40
	112 Cross Training	31	24	0.15	4.34	130	868	1	30
	116 Body Conditioning	42	31	0.15	5.08	152	1,016	2	80

		Census Headcount	End of Term Headcount	FTEF	FTES	WSCH	Load	Sections	Max Enroll	
	201	Beginning Weight Conditioning	26	19	0.08	3.64	109	1,456	1	40
		Men's Beg Weight Conditioning	16	15	0.08	2.24	67	896	1	40
	202	Intermed Weight Conditioning	9	7	0.08	1.26	38	504	1	40
		Men's Int. Weight Conditioning	19	18	0.08	2.66	80	1,064	1	40
	205	Weight Conditioning	99	81	0.53	13.42	403	767	4	160
	301	Spinning	129	91	0.75	12.90	387	516	5	135
	303	Trail Hiking	26	19	0.08	2.69	81	1,075	1	60
	305	Running for Fitness	26	14	0.15	3.64	109	728	1	35
	332	Stretching and Flexibility	19	16	0.15	2.66	80	532	1	40
	334	Yoga	166	130	0.68	21.99	660	977	5	210
	335	Pilates	159	116	0.60	15.90	477	795	4	180
	400	Fitness Academy	49	32	0.30	1.52	46	152	1	100
	680	Backpacking	23	16	0.08	1.10	33	442	1	45
GEOG	110	Cultural Geography	43	31	0.20	4.30	129	645	1	45
GEOL	100	Survey of Geology	73	64	0.40	7.67	230	575	2	70
	105	Environmental Earth Science	32	29	0.20	3.20	96	480	1	35
	210	General Geology	37	34	0.37	7.40	222	595	2	40
		General Geology - Honors	3	3	0.15	0.60	18	123	1	20
	611	Field Geology I	10	8	0.16	0.78	23	146	1	25
HIST	100	History Western Civ I	69	48	0.40	6.90	207	518	2	90
	104	World Civilizations I	43	30	0.20	4.30	129	645	1	45
	108	Survey of American History	132	86	0.60	13.58	407	679	3	140
	109	History of Europe Since 1945	17	8	0.20	1.70	51	255	1	45
	201	United States History I	263	189	1.20	26.80	804	670	6	270
	202	United States History II	54	37	0.40	5.40	162	405	2	90
	203	The United States Since 1945	17	11	0.20	1.70	51	255	1	45
	240	Hist-Ethnic Groups of CA	48	30	0.20	5.28	158	792	1	45
		History Ethnic Groups-CA	108	78	0.40	11.29	339	847	2	90
		History of Ethnic Groups in CA	43	28	0.20	4.30	129	645	1	45
	300	History of San Francisco	33	27	0.20	3.63	109	545	1	45
	310	California History	164	134	0.80	16.89	507	633	4	185
	420	Survey of Latin American Hist.	20	7	0.20	2.00	60	300	1	45
	432	Modern Asian Civilizations	6	5	0.20	0.60	18	90	1	45
	435	History of the Philippines	39	34	0.20	3.90	117	585	1	45
	461	Great Cities of the World I	13	6	0.20	1.30	39	195	1	45
	690	Special Projects	0	0	0.00				1	3
HSCI	100	General Health Education	37	33	0.20	3.70	111	555	1	35
	130	Human Sexuality	190	163	1.00	19.33	580	580	5	175
	484	Medical Terminology	26	22	0.10	2.86	86	858	1	30
HUM.	106	Awakening of Individuality	78	66	0.40	8.18	245	614	2	90
	117	Arts, Senses and Imagination	30	25	0.20	3.00	90	450	1	45
INDV	101	Beginning Archery	34	29	0.08	3.40	102	1,360	1	25
	105	Intermediate Archery	5	5	0.08	0.50	15	200	1	25
	121	Beginning Badminton	27	27	0.08	2.70	81	1,080	1	32
	125	Advanced Badminton	11	11	0.08	1.10	33	440	1	32
	165	Golf: Short Game	23	16	0.15	3.22	97	644	1	25

		Census Headcount	End of Term Headcount	FTEF	FTES	WSCH	Load	Sections	Max Enroll	
	169	Golf Swing Analysis	28	25	0.15	2.80	84	560	1	25
	251	Beginning Tennis	17	11	0.05	2.38	71	1,428	1	30
	253	Intermediate Tennis	11	8	0.05	1.54	46	924	1	30
	255	Advanced Tennis	5	4	0.05	0.70	21	420	1	30
INTD	110	Environmental Design	29	24	0.20	3.19	96	479	1	40
JOUR	110	Mass Media & Society	26	21	0.20	2.60	78	390	1	30
	120	Newswriting	23	15	0.20	3.22	97	483	1	30
	300	Newspaper Production	8	8	0.10	1.60	48	480	1	30
	301	Online Newspaper Staff	3	3	0.10	0.60	18	180	1	30
	690	Special Projects	11	5	0.00	0.53	16	#INF	1	15
LEGL	240	Introduction to Law	39	27	0.20	4.29	129	644	1	45
	250	Legal Research	34	21	0.20	3.74	112	561	1	45
	252	Civil & Administrative Process	18	11	0.20	1.98	59	297	1	45
	443	Law Office Procedures	17	13	0.10	4.42	133	1,326	1	30
	690	Special Projects	1	1	0.00	0.10	3	#INF	1	3
LIT.	111	The Short Story	10	8	0.10	1.10	33	330	1	26
		The Short Story - Honors	20	16	0.10	2.20	66	660	1	26
LSCI	100	Intro to Information Research	49	20	0.20	1.53	46	225	3	86
LSKL	110	Directed Experience--Tutoring	8	7	0.00	0.60	18	#INF	1	25
	800	Supervised Grad Tutoring-TRIO	10	9	0.00	0.72	22	#INF	1	999
		Supervised Graduate Tutoring	274	251	0.00	15.16	455	#INF	1	1,200
		Supv Graduate Tutoring - CHEM	11	10	0.08	0.55	17	206	1	30
	801	Study Skills Assist-Bilingual	5	5	0.00	0.23	7	#INF	1	30
		STUDY SKILLS ASSISTANCE	14	13	0.07	1.11	33	499	1	25
	803	Supv. Peer Tutoring - MESA	44	41	0.00	12.22	367	#INF	1	120
	820	Cmputr-Based Independent Study	51	41	0.00	1.91	57	#INF	1	999
	830	The Sentence	23	22	0.00	0.35	11	#INF	1	26
	831	Editing and Proofreading	30	28	0.00	0.46	14	#INF	1	26
	832	Sentence Combining	31	29	0.00	0.47	14	#INF	1	26
	833	Multi-intelligent Lrning Strat	4	4	0.00	0.06	2	#INF	1	26
	853	Writing and Reading Assistance	101	86	0.70	3.58	107	153	7	6,993
		Writing&Reading Assistance-GW	21	21	0.20	5.83	175	874	1	1
MATH	110	Elementary Algebra	277	222	2.63	60.20	1,806	686	8	320
		Elementary Algebra - ASTEP	37	28	0.17	7.65	229	1,376	1	40
	111	Elementary Algebra I	184	156	1.00	26.34	790	790	6	230
		Elementary Algebra I - WIT	19	10	0.10	2.66	80	798	1	40
		Elementary Algebra I-Puente	16	14	0.10	2.24	67	672	1	40
	112	Elementary Algebra II	84	53	0.60	11.76	353	588	3	120
	120	Intermediate Algebra	391	268	3.47	86.54	2,596	749	10	400
	122	Intermediate Algebra I	67	54	0.40	9.46	284	709	2	75
	123	Intermediate Algebra II	38	27	0.40	5.50	165	413	2	70
	130	Trigonometry	104	58	0.80	14.70	441	551	4	143
	150	Math for Elementary School Tea	16	13	0.20	2.40	72	360	1	40
	200	Elem Probability & Statistics	28	12	0.27	3.73	112	420	1	40
		Probability & Statistics	259	200	1.73	45.96	1,379	795	7	280
		Probablity&Statistics-Honors	6	2	0.13	1.04	31	234	1	40
	201	Quantitative Reasoning	9	7	0.20	1.35	41	203	1	40
	222	Precalculus	44	20	0.33	9.09	273	818	1	40

		Census Headcount	End of Term Headcount	FTEF	FTES	WSCH	Load	Sections	Max Enroll
241	Applied Calculus I	57	49	0.50	11.78	353	707	2	80
	Applied Calculus I - Honors	3	0	0.17	0.62	19	112	1	40
251	Calc./Analytic Geom. I-Honors	9	7	0.17	1.92	58	346	1	40
	Calculus Analytic Geometry I	30	19	0.33	6.20	186	558	1	40
	Calculus/Analytic Geometry I	35	20	0.17	7.47	224	1,344	1	40
252	Calc./Analytic Geometry II	17	12	0.17	3.51	105	632	1	40
	Calculus/Analy Geom II-Honors	14	12	0.17	2.89	87	521	1	40
253	Calculus Analytic Geometry III	18	12	0.33	3.72	112	335	1	40
275	Ordinary Differential Equation	21	14	0.20	3.15	95	473	1	40
650	Math Suppl-Study Skills TRIO	34	31	0.15	1.33	40	265	1	999
	Math Supplement - Basic Skills	0	0	0.15	0.00	0	0	1	50
	Math Supplement-Math Skills	37	35	0.15	1.17	35	234	1	40
	Supp. Math Instruction BIOTECH	4	4	0.13	0.78	23	175	1	20
690	Special Projects	1	1	0.00	0.03	1	#INF	1	10
811	Fundamentals of Math	173	126	1.67	32.46	974	584	5	180
	Fundamentals of Math-Gateway	21	21	0.33	3.50	105	315	1	1
MUS.	100 Fundamentals of Music	127	95	0.40	12.70	381	953	2	125
	111 Musicianship I	8	5	0.20	1.60	48	240	1	15
	115 Music, Art and Ideas-Honors	7	7	0.10	0.70	21	210	1	45
	202 Music Appreciation	131	97	0.80	13.15	395	493	4	180
	204 Music History	24	20	0.20	2.40	72	360	1	80
	250 World Music	31	25	0.40	3.18	95	239	2	90
	275 History of Jazz	17	13	0.20	1.70	51	255	1	45
	290 Intro to MIDI Music	19	16	0.27	3.93	118	431	1	25
	301 Piano I	79	49	0.81	15.80	474	585	5	105
	302 Piano II	18	16	0.23	3.67	110	469	3	60
	303 Piano III	3	3	0.14	0.62	19	128	2	40
	304 Piano IV	5	4	0.15	1.05	32	215	2	40
	377 Beginning Guitar	46	29	0.18	6.74	202	1,123	2	80
	378 Intermediate Guitar	13	11	0.18	1.88	57	314	2	80
	379 Advanced Guitar	6	5	0.06	0.86	26	434	1	45
	380 Guitar IV	6	5	0.05	1.26	38	840	1	45
	383 Guitar Ensemble I	8	8	0.05	1.68	50	1,120	1	45
	401 Beginning Solo Voice	21	15	0.23	4.27	128	569	2	75
	402 Voice II	5	4	0.08	1.03	31	381	2	75
	403 Voice III	3	3	0.08	0.63	19	233	2	75
	404 Voice IV	6	4	0.08	1.25	38	463	2	75
	420 Traditional Kulintang Music	10	8	0.20	1.00	30	150	1	40
	430 Concert Band	6	6	0.08	0.60	18	225	1	40
	450 Jazz Band	4	4	0.08	0.40	12	150	1	40
	470 Choir	13	9	0.20	0.81	24	120	2	115
	665E Guitar Styles - Early Beatles	5	5	0.05	1.05	32	700	1	45
	665E Piano: Dance Music	6	5	0.08	1.30	39	477	1	20
	665E Jazz Band: Sammy Nestico	8	8	0.08	0.80	24	300	1	40
	665E Concert Band:Original Band Mus	16	16	0.08	1.60	48	600	1	40
	665E Voice: Early Rock Girls & Boys	4	3	0.04	0.80	24	667	1	35
	665E Choir: Symphony of Psalms	25	19	0.03	2.75	83	2,477	1	80
	690 Special Projects	9	5	0.00	0.58	17	#INF	5	25

			Census Headcount	End of Term Headcount	FTEF	FTES	WSCH	Load	Sections	Max Enroll
OCEN	100	Survey of Oceanography	80	67	0.40	8.38	251	629	2	70
	101	Oceanography Lab/Field Study	19	18	0.16	1.90	57	356	1	20
P.E.	203	Sports Med Clinical Internship	6	4	0.00	0.53	16	#INF	1	30
	211	Prevent/Care-Athletic Injuries	12	8	0.13	0.80	24	180	1	30
	212	Prevent/Care-Athlct Injury Lab	12	9	0.15	1.20	36	240	1	30
	301	Intro to Personal Training	46	38	0.40	4.60	138	345	2	50
PHIL	100	Introduction to Philosophy	88	64	0.40	9.31	279	698	2	90
	103	Critical Thinking	114	88	0.60	14.01	420	701	3	135
	160	History/Philosophy-Anc/Medievl	29	21	0.20	2.90	87	435	1	45
	240	Introduction to Ethics	22	17	0.20	2.20	66	330	1	45
	300	Intro to World Religions	32	25	0.20	3.20	96	480	1	45
PHYS	210	General Physics I	45	33	0.52	9.00	270	519	2	40
	211	General Physics I-Calculus Sup	21	15	0.07	0.70	21	315	1	23
	250	Physics with Calculus I	28	22	0.52	5.60	168	323	2	46
	270	Physics with Calc. III-Honors	4	4	0.18	0.80	24	133	1	23
		Physics with Calculus III	21	20	0.18	4.20	126	700	1	23
PLSC	115	Comparative Government	16	10	0.20	1.76	53	264	1	45
	130	International Relations	47	41	0.20	4.70	141	705	1	45
	200	Nat'l State & Local Government	37	33	0.20	4.07	122	611	1	45
		National, State & Local Govt	67	42	0.40	6.70	201	503	2	90
	210	American Politics	91	75	0.40	9.10	273	683	2	90
	301	Calif State & Urban Government	86	66	0.40	8.60	258	645	2	90
PSYC	100	General Psychology	410	349	1.80	41.77	1,253	696	9	405
	110	Courtship, Marriage & Family	9	3	0.10	0.99	30	297	1	45
	171	Quantitative Reasoning in Psyc	61	55	0.40	8.43	253	633	2	90
	200	Developmental Psychology	130	114	0.60	13.95	418	697	3	135
	201	Child Development	70	36	0.50	7.14	214	428	5	220
	268	Black Psychology	9	7	0.10	0.90	27	270	1	45
		Black Psychology-Honors	3	3	0.10	0.30	9	90	1	45
	300	Social Psychology	10	9	0.20	1.00	30	150	1	45
		Social Psychology-Honors	20	17	0.20	2.00	60	300	1	45
410	Abnormal Psychology	71	58	0.40	7.47	224	560	2	90	
R.E.	100	Real Estate Principles	72	43	0.20	7.92	238	1,188	1	100
	110	Real Estate Practice	35	28	0.20	4.67	140	700	1	60
	130	CA Mort/Loan Broker/Lend	41	31	0.20	4.51	135	677	1	75
READ	826	Reading Improv. - Gateway	12	12	0.20	1.68	50	252	1	1
		Reading Improvement	182	139	1.00	25.83	775	775	5	175
	836	Academic Reading Strategies	138	117	0.80	19.39	582	727	5	140
RPTH	400	Patient & Health Care Concerns	24	23	0.13	1.60	48	360	1	28
	410	Patient Care/Resp. Assessment	25	23	0.29	4.17	125	426	1	28
	420	Application of Cardiopulmonary	25	23	0.20	2.50	75	375	1	28
	450	Respiratory Diseases II	21	21	0.20	2.04	61	306	1	25
	458	Clinical Clerkship III	21	21	0.40	13.44	403	1,008	1	25
	460	Respiratory Critical Care	21	21	0.52	4.73	142	273	2	39
	484	Medical Terminology for RPTH	23	22	0.13	1.53	46	345	1	25
	490	Neonatal/Pediatric/Rehab. Care	23	22	0.15	1.89	57	387	1	25
SGOV	111	Student Government I	7	6	0.07	0.15	5	69	1	30
	115	Community Service & Leadership	16	15	0.03	0.96	29	865	1	25

		Census Headcount	End of Term Headcount	FTEF	FTES	WSCH	Load	Sections	Max Enroll	
	690 Special Project	0	0	0.00				1	5	
SOCI	100 Introduction to Sociology	146	113	0.60	15.05	452	753	3	135	
	108 Community Relations	2	1	0.10	0.20	6	60	1	45	
	110 Courtship/Marriage/Family	8	8	0.10	0.88	26	264	1	45	
	141 Race & Ethnicity	19	14	0.20	1.90	57	285	1	45	
SOSC	160 Women in Transition Seminar	6	5	0.07	0.21	6	93	1	25	
SPAN	110 Elementary Spanish	63	50	0.50	13.02	391	781	2	80	
	Elementary Spanish -Honors	11	10	0.17	2.27	68	409	1	40	
	111 Elementary Spanish I	35	18	0.20	5.25	158	788	1	40	
	112 Elementary Spanish II	15	12	0.20	2.25	68	338	1	35	
	120 Adv. Elementary Spanish	Advanced Elem. Spanish - Honor	10	6	0.12	2.10	63	525	1	35
		Advanced Elementary Spanish	4	3	0.12	0.84	25	210	1	35
		130 Intermediate Spanish	6	5	0.20	1.44	43	216	1	35
	Intermediate Spanish - Honors	11	8	0.00	1.54	46	#INF	1	35	
	801 Conversational Spanish I	17	10	0.20	1.87	56	281	1	40	
	SPCH	100 Public Speaking	311	246	1.90	44.60	1,338	704	10	316
Public Speaking - Honors		6	6	0.10	0.84	25	252	1	28	
120 Interpersonal Communication		170	143	1.20	17.60	528	440	6	192	
150 Intercultural Communication		98	85	0.60	10.06	302	503	3	89	
813 Speech Non-Native Speakers III		21	19	0.20	2.10	63	315	1	32	
SURG	440 Basic Sciences for SURG	14	14	0.40	5.04	151	378	1	25	
	441 Surgical Patient Care Concepts	14	14	1.16	12.04	361	311	1	25	
	445 Intro to Central Service Tech	24	24	0.45	6.88	206	455	1	23	
	446 Clinical Practice for CST	2	2	0.00	0.37	11	#INF	1	2	
TAGA	111 Elementary Tagalog I	62	40	0.40	9.05	272	679	2	70	
TCOM	100 Intro. to TCOM and Networks	18	14	0.20	1.98	59	297	1	30	
	312 Installing/Using Linux-PC OS	14	13	0.05	0.88	26	526	1	25	
	314 Managing a Linux System	10	8	0.05	0.63	19	376	1	25	
	405 Electrical Fundamentals: TCOM	24	19	0.95	7.36	221	233	2	48	
	410 Installation/Wiring Practices	5	5	0.49	1.53	46	93	1	24	
	440 Data Communications	10	9	0.47	3.07	92	194	1	24	
	451 PC Configuration and Repair	14	13	0.24	4.29	129	537	1	24	
	452 A+ Certification Exam Prep	12	12	0.07	1.84	55	828	1	24	
	480 Network Fundamentals (LAN)	18	15	0.10	2.70	81	810	1	24	
	482 Introduction to Routers	23	22	0.20	3.45	104	518	1	24	
	483 Network Switches-Concepts&Apps	20	19	0.20	3.13	94	470	1	24	
	484 Adv. Routing Concepts & Apps	20	19	0.10	3.00	90	900	1	24	
	485 TroubleshootingtheInternetnetwork	15	15	0.20	2.25	68	338	1	24	
	486 Network Security	14	11	0.20	2.10	63	315	1	24	
	670 Tcom Work Experience	8	7	0.07	1.03	31	465	1	15	
TEAM	100 Baseball	30	26	0.30	7.20	216	720	1	70	
	Men's Baseball	26	25	0.30	7.02	211	702	1	70	
	111 Beginning Basketball	42	36	0.15	5.88	176	1,176	2	60	
	112 Basketball: Adv. Comp Strategy	34	31	0.30	2.93	88	293	2	45	
	115 Advanced Basketball	31	28	0.15	4.34	130	868	2	60	
	117 Tournament Basketball	51	44	0.30	5.53	166	553	2	60	
	132 Flag Football	28	19	0.15	2.80	84	560	1	40	

		Census	End of	FTEF	FTES	WSCH	Load	Sections	Max		
		Headcount	Term						Enroll		
	148	Indoor Soccer	50	48	0.15	5.00	150	1,000	1	45	
	690	Special Project	16	16	0.00	0.50	15	#INF	1	25	
VAR	110	Varsity Basketball	21	20	0.30	3.42	103	342	2	49	
	150	Varsity Men's Soccer	34	33	0.53	11.33	340	638	1	50	
		Varsity Soccer	1	0	0.00	0.10	3	#INF	1	50	
	200	Varsity Men's Wrestling	17	17	0.53	5.67	170	319	1	40	
		Varsity Wrestling	3	3	0.00	0.97	29	#INF	1	40	
	300	Vars. Women's Basketball	18	18	0.30	2.95	88	295	2	50	
	340	Vars. Women's Volleyball	3	3	0.00	0.97	29	#INF	1	30	
		Varsity Womens Volleyball	15	15	0.50	5.00	150	300	1	30	
	360	Varsity Women's Soccer	24	24	0.53	7.98	239	449	2	60	
Fall 2008	ACTG	100	Accounting Procedures	118	75	0.60	17.47	524	873	3	100
		103	Ten-Key Skills	19	15	0.03	1.19	36	1,076	1	20
		121	Financial Accounting	206	161	1.60	36.25	1,087	680	6	205
		131	Managerial Accounting	100	81	0.80	16.32	490	612	3	100
		171	Federal Income Tax	29	24	0.25	3.87	116	470	1	30
		172	Business Income Taxes	25	21	0.20	4.42	133	663	1	30
		194	Quickbooks Pro 20007	49	37	0.07	1.30	39	585	1	40
			Quickbooks Pro 2007	32	31	0.07	2.15	64	965	1	35
		196	Inter Quickbooks Pro 2007	38	29	0.07	1.20	36	540	1	40
		690	Special Projects	1	0	0.00	0.03	1	#INF	1	5
	ADAP	358	Adapted Strength Development	63	60	0.45	5.98	179	399	3	90
		359	Balance/Functional Movement...	54	51	0.30	4.50	135	450	2	60
	ADMJ	100	Intro to Admin of Justice	85	65	0.40	8.93	268	670	2	90
		108	Community Relations	43	40	0.10	4.30	129	1,290	1	45
		110	Police Report Writing	50	49	0.20	5.00	150	750	1	45
		123	Concepts of Enforcement	48	41	0.20	4.80	144	720	1	45
		135	Narcotics Investigation	44	42	0.20	4.40	132	660	1	45
	ANTH	110	Cultural Anthropology	132	107	0.60	13.54	406	677	3	135
		125	Physical Anthropology	78	68	0.40	8.10	243	608	2	85
		165	Cross Cultural Sex & Gender	23	16	0.20	2.30	69	345	1	45
		180	Magic, Science & Religion	24	16	0.20	2.40	72	360	1	45
	ARBC	111	Elementary Arabic I	26	23	0.20	3.64	109	546	1	35
	ART	101	History of Art I	69	55	0.40	7.35	221	551	2	90
		102	History of Art II	31	20	0.20	3.10	93	465	1	45
		105	Art of Asia/ Near East	45	27	0.20	4.50	135	675	1	45
		107	Art of Our Times	26	25	0.20	2.60	78	390	1	45
		115	Art, Music and Ideas	28	22	0.10	2.80	84	840	1	56
			Art, Music and Ideas-Honors	18	18	0.10	1.80	54	540	1	45
		201	Form and Composition I	22	18	0.28	6.05	181	640	3	75
		202	Form and Composition II	9	9	0.28	2.59	78	274	2	70
		204	Drawing I	55	43	0.29	13.42	403	1,388	2	70
		205	Drawing II	12	12	0.29	3.05	92	316	2	70
		207	Life Drawing	33	31	0.45	8.49	255	567	2	70
		208	Portrait Drawing I	17	15	0.09	5.10	153	1,800	1	35
		209	Portrait Drawing II	3	3	0.09	0.90	27	318	1	35

		Census Headcount	End of Term Headcount	FTEF	FTES	WSCH	Load	Sections	Max Enroll	
214	Color	22	18	0.19	5.55	167	874	2	70	
221	Painting I	28	19	0.19	6.77	203	1,079	2	70	
222	Painting II	13	11	0.19	2.73	82	436	2	70	
231	Watercolor I	10	9	0.17	3.00	90	529	1	35	
232	Watercolor II	3	2	0.17	0.90	27	159	1	35	
248	Portraits in Pastel	5	4	0.09	1.50	45	529	1	35	
351	Photography I	50	44	0.33	11.13	334	1,003	2	54	
352	Photography II	11	10	0.23	2.37	71	315	2	51	
353	Photography III	3	2	0.23	0.77	23	102	2	51	
354	Color Photography I	30	22	0.32	6.48	194	614	2	54	
355	Color Photography II	4	2	0.32	0.93	28	88	2	54	
405	Sculpture I	21	15	0.15	4.80	144	984	2	75	
406	Sculpture II	8	8	0.15	1.76	53	361	2	75	
407	Sculpture III: Direct Metal	9	9	0.15	2.72	82	558	2	75	
411	Ceramics I	54	49	0.28	16.20	486	1,709	3	105	
412	Ceramics II	17	15	0.28	5.10	153	540	3	105	
417	Ceramic Glazing Techniques	3	3	0.28	0.90	27	95	3	105	
665	Photo: Hand-Coated Emulsions	9	8	0.11	0.54	16	143	1	30	
665	Expand Boundaries: Figure Draw	12	11	0.11	1.92	58	530	1	35	
665	Patinas for Bronze	5	5	0.09	1.60	48	522	1	40	
665	Adv. Techniques: Stone Carving	7	7	0.05	1.12	34	619	1	35	
665	Black & White Photo Lab	6	5	0.08	0.66	20	258	1	24	
665	Gallery Practicum	8	7	0.14	1.60	48	343	1	10	
665	Exploring Portraiture	6	6	0.09	1.80	54	635	1	35	
665	Ceramic Surface Techniques	24	24	0.28	7.20	216	762	3	105	
690	Special Projects	22	22	0.00	0.63	19	#INF	4	31	
ASL	111 American Sign Language I	64	44	0.40	9.51	285	713	2	70	
	112 American Sign Language II	18	16	0.20	2.70	81	405	1	35	
ASTR	100 Introduction To Astronomy	75	61	0.20	9.90	297	1,485	2	115	
AUTO	665	Smog Check Update 2007	57	57	0.20	1.65	49	247	3	69
	665	SCT: Enhanced Clean Air Car	20	20	0.09	0.80	24	257	1	24
	665	Evaporative Emissions Systems	14	13	0.07	0.49	15	218	1	24
	665	BAR A6 Alternative Training	18	18	0.13	1.10	33	247	1	24
	665	BAR L1 Alternative Training	22	22	0.13	1.31	39	295	1	24
	665	2009 Smog Check Update	70	70	0.16	2.10	63	394	3	68
	665	ASE Test Prep: A4 & 5	12	12	0.02	0.08	2	98	1	20
	665	ASE Test Prep: A7 Heating/AC	7	7	0.02	0.02	0	20	1	20
	665	ASE Test Prep:A1 Engine Repair	10	10	0.02	0.11	3	137	1	20
	665	ASE Test Prep: L1 Adv. Engine	14	14	0.03	0.18	5	165	1	26
	665	ASE Test Prep: A6 Electrical	7	7	0.02	0.11	3	137	1	22
	665	ASE Test Prep: A8 Engine Perf	8	8	0.02	0.12	4	157	1	20
	665	Smog Check Update 2005	14	14	0.03	0.47	14	467	1	24
	665	Car Care Basics for Women	34	33	0.07	0.44	13	199	2	43
670	Automotive Work Experience	0	0	0.00				1	20	
690	Special Projects	1	1	0.00	0.03	1	#INF	1	5	
	Special Projects in Automotive	1	1	0.00	0.03	1	#INF	5	25	
708	Auto Principles Lab	27	24	0.16	3.15	95	591	1	26	
710	Fundamentals: Auto Technology	71	61	0.84	14.20	426	507	3	78	

		Census Headcount	End of Term Headcount	FTEF	FTES	WSCH	Load	Sections	Max Enroll
713	Electricity/Electronics	22	21	1.00	16.72	502	502	1	22
721	Steering, Suspension & Brakes	23	23	1.00	17.48	524	524	1	22
725	Toyota Brakes and Chassis	17	16	0.80	8.73	262	327	1	20
727	Toyota Air Conditioning	16	16	0.27	2.81	84	316	1	22
734	Auto Engine Diagnosis & Repair	23	23	1.00	17.17	515	515	1	22
735	Transmissions and Drivelines	22	22	1.00	16.43	493	493	1	22
751	Auto Engine Performance	25	25	1.00	18.67	560	560	1	28
754	High Performance Engines I	25	20	0.10	2.29	69	686	1	24
765	Ignition Systems I	18	16	0.05	0.91	27	543	1	20
769	Head and Valve Service	25	24	0.07	2.29	69	943	1	24
771	Automotive Electrical II	18	16	0.08	1.65	49	650	1	24
772	Clean Air Car I	15	14	0.10	1.37	41	411	1	24
773	Automotive Electrical I	16	15	0.10	1.46	44	439	1	24
790	Automotive Brakes I	19	15	0.06	1.74	52	814	1	24
792	Automotive Chassis I	17	14	0.10	1.55	47	466	1	20
822	Head and Valve Service	4	4	0.07	0.37	11	151	1	24
840	Automotive Electrical I	3	3	0.10	0.27	8	81	1	24
842	Basic Clean Air Car I	0	0	0.10	0.00	0	0	1	24
846	Electrical II	2	2	0.08	0.17	5	68	1	24
850	Brakes I	2	2	0.06	0.18	5	83	1	24
853	Automotive Chassis I	0	0	0.10	0.00	0	0	1	20
854	High Performance Engines I	0	0	0.10	0.00	0	0	1	5
865	Ignition Systems I	0	0	0.05	0.00	0	0	1	20
BIOL	101 Man in a Biological World	73	52	0.52	14.60	438	842	1	60
	110 Principles Of Biology	25	25	0.26	6.67	200	769	1	30
	Principles of Biology	146	124	1.30	35.65	1,070	823	5	150
	130 Human Biology	182	129	0.60	18.75	563	938	3	175
	140 Animals and Man	46	44	0.20	4.60	138	690	1	45
	150 Intro to Marine Biology	36	33	0.20	3.60	108	540	1	40
	215 Organismal Biology	64	56	0.84	21.76	653	777	2	60
	230 Cell/Molecular Biology	26	23	0.52	7.97	239	460	1	30
	240 General Microbiology	125	97	1.04	31.26	938	902	4	120
	250 Human Anatomy	273	182	2.48	68.52	2,056	829	8	240
	260 Intro to Physiology	91	81	1.36	31.37	941	692	3	90
	415 Intro to Biotech Manufacturing	11	11	0.88	11.73	352	400	1	20
	422 Foundations of Biotechnology	19	12	0.07	0.27	8	123	1	30
	426 Genetic Engineering	19	12	0.07	0.30	9	137	1	30
	430 Introduction to Immunology	26	14	0.07	0.27	8	123	1	30
	675 Honors Colloq. in Biology	10	9	0.07	0.33	10	150	1	20
	690 Special Projects	5	5	0.00	0.17	5	#INF	2	10
BUS.	100 Introduction to Business	97	69	0.60	9.70	291	485	3	115
	101 Human Relations at Work	30	24	0.20	3.00	90	450	1	35
	103 Intro. to Bus. Info Systems	76	62	0.40	10.16	305	762	2	70
	Intro. to Bus.Info Systems	47	39	0.20	4.70	141	705	1	40
	120 Math Analysis for Business	71	61	0.40	10.33	310	775	2	75
	Math Analysis for Business	31	22	0.20	4.34	130	651	1	35
	123 Statistics	83	54	0.60	10.44	313	522	3	90
	150 Small Business Management	26	18	0.20	2.60	78	390	1	30

		Census Headcount	End of Term Headcount	FTEF	FTES	WSCH	Load	Sections	Max Enroll	
200	Intro International Business	29	23	0.20	2.90	87	435	1	30	
201	Business Law	60	45	0.40	6.00	180	450	2	65	
226	Global Business Negotiation	32	22	0.10	1.60	48	480	1	30	
230	Intro to Intn'l Marketing	24	17	0.10	1.15	35	345	1	30	
240	Int'l Logistics/Transportation	18	11	0.10	0.85	26	255	1	30	
249	Intro-Freight Fwd&CustomBroker	29	19	0.20	2.60	78	390	1	25	
261	Customs Admissibility & Value	12	9	0.20	1.10	33	165	1	25	
262	Forwarding & Transportation	25	16	0.20	2.30	69	345	1	25	
400	Business English	16	14	0.20	1.60	48	240	1	32	
401	Business Communications	24	20	0.20	2.40	72	360	1	35	
443	Law Office Procedures	0	0	0.10	0.00	0	0	1	30	
485	Medical Terminology	25	20	0.10	2.75	83	825	1	30	
491	Medical Coding CPT	16	16	0.20	1.76	53	264	1	35	
499	Comp.MedicalBilling&InfoMngmt	14	12	0.20	1.40	42	210	1	35	
670	Business Work Experience	6	5	0.07	0.60	18	270	1	20	
CAOT	100	Beginning Computer Keyboarding	109	71	0.30	6.85	206	685	4	128
	101	Cmputr Keyboarding Skill Build	61	32	0.30	3.45	104	345	4	123
	104	Intro to Computers w/Windows I	74	63	0.30	4.49	135	449	3	99
	105	Intro to Computers Windows II	39	35	0.17	2.01	60	355	2	64
	200	Intro to MS Office Suite	60	46	0.27	4.82	145	543	2	70
	201	Integration of MS Office Apps	44	36	0.13	1.84	55	413	2	60
	214	Word Processing I: Word	56	37	0.13	3.24	97	728	2	64
	215	Word Processing II: Word	34	25	0.13	2.27	68	510	1	32
	222	Bus Presentations I-PowerPoint	28	18	0.07	0.90	27	405	1	35
	223	Bus. Present. II: PowerPoint	22	18	0.07	0.70	21	315	1	35
	225	Spreadsheets I: Excel	102	76	0.20	5.36	161	803	3	91
	226	Spreadsheets II: Excel	94	55	0.40	7.58	227	569	3	91
	230	Database Applications I Access	59	45	0.13	3.28	98	737	2	67
	231	Database Application II Access	40	33	0.13	2.60	78	585	1	35
	301	Maximize Employment Potential	40	33	0.07	1.33	40	600	1	35
	400	Internet I	29	23	0.10	1.59	48	476	1	32
	403	HTML & Web Authoring Apps I	70	54	0.20	4.42	133	663	2	70
	404	HTML & Web Authoring Apps II	44	36	0.20	4.35	131	653	2	67
	410	Photoshop Essentials	69	44	0.20	4.03	121	604	2	70
	411	Photoshop for the Web	50	31	0.13	1.96	59	440	2	67
	412	Flash I	24	14	0.05	1.00	30	600	1	35
	413	Flash II	12	12	0.05	0.60	18	360	1	35
	416	Adobe InDesign Essentials	16	9	0.20	2.24	67	336	1	35
	480	Network Fundamentals (LAN)	13	10	0.20	1.45	44	218	2	49
	665	ABC's of Adobe Acrobat	22	13	0.07	1.01	30	452	1	24
	665	Adv. Features of Adobe Acrobat	12	12	0.07	0.55	16	247	1	32
	690	Special Projects	0	0	0.00			3	25	
CHEM	192	Elementary Chemistry	60	43	0.52	14.40	432	831	2	60
	210	General Chemistry I	85	52	1.16	28.90	867	747	3	90
	220	General Chemistry II	31	26	0.52	10.54	316	608	1	30
	234	Organic Chemistry I	32	21	0.20	3.20	96	480	1	50
	235	Organic Chemistry II	13	8	0.20	1.30	39	195	1	25
	237	Organic Chemistry Lab I	20	15	0.64	4.13	124	194	2	45

		Census Headcount	End of Term Headcount	FTEF	FTES	WSCH	Load	Sections	Max Enroll	
	238	Organic Chemistry Lab II	9	7	0.32	1.86	56	174	1	25
	410	Chem For Health Sciences	125	91	0.97	30.65	920	945	4	120
		Chemistry for Health Sciences	35	30	0.23	8.75	263	1,158	1	30
	690	Special Projects	0	0	0.00				1	5
CHIN	111	Elementary Chinese I	62	48	0.40	9.30	279	697	2	70
COMB	401	Self Defense	24	14	0.15	2.40	72	480	1	27
	404	Beginning Shotokan Karate	21	18	0.08	2.94	88	1,176	1	30
	405	Int. & Adv. Shotokan Karate	3	3	0.08	0.42	13	168	1	30
COMP	155	Computer Program. Visual Basic	22	16	0.20	3.74	112	561	1	25
	312	Installing/Using Linux -PC OS	14	11	0.05	0.88	26	526	1	25
	314	Managing a Linux System	9	9	0.05	0.56	17	338	1	25
	412	Flash I	2	2	0.05	0.10	3	60	1	35
	413	Flash II	0	0	0.05				1	35
	451	PC Configuration & Repair	9	3	0.23	2.76	83	355	1	24
	484	Adv. Routing Concepts & Apps	2	1	0.10	0.30	9	90	1	24
	486	Network Security	1	1	0.10	0.17	5	50	1	24
COOP	670	Vocational Cooperative Ed	538	474	5.93	59.40	1,782	300	14	646
	671	General Cooperative Education	30	26	0.23	2.67	80	343	2	95
COSM	665E	Introduction to Cosmetology	30	26	0.13	3.89	117	875	1	30
	665E	Introduction to Flower Essence	14	14	0.03	0.21	6	192	1	20
	665E	Introduction to Aromatherapy	15	15	0.03	0.23	7	206	1	20
	665E	Intro to Hand and Foot Massage	13	12	0.03	0.18	5	165	1	20
	665E	Intro Neck & Shoulder Massage	18	18	0.03	0.27	8	247	1	20
	690	Special Projects	6	3	0.00	0.43	13	#INF	3	35
	700	Cosm Concepts/Practice I	47	44	2.56	28.43	853	333	3	65
	710	Cosm Concepts/Practice II	16	15	0.70	6.05	181	261	2	60
		Cosmetology Concepts II	20	18	0.37	9.01	270	737	1	20
	720	Cosm Concepts/Practice III	17	15	0.68	8.24	247	364	2	60
	730	Cosm Concepts/Practice IV	50	44	0.54	5.48	164	303	3	70
	740	Cosm Concepts/Practice V	52	52	0.37	27.10	813	2,178	2	60
	775	Esthetician	26	23	0.53	13.07	392	734	1	26
	785	Spa Technician Training	12	8	0.68	2.71	81	119	1	25
COUN	100	College Success	122	96	0.80	12.17	365	456	4	125
		College Success - ASTEP	76	69	0.20	7.60	228	1,140	1	30
		College Success - DSPS	35	32	0.20	3.50	105	525	1	30
		College Success - Kababayan	32	31	0.20	3.36	101	504	1	30
		College Success - Puente	35	33	0.20	3.50	105	525	1	40
	105	Up Your Self-Esteem	13	13	0.03	0.18	5	165	1	30
	106	Anxiety Management	21	21	0.03	0.30	9	275	1	30
	107	Coping with Depression	17	17	0.03	0.26	8	233	1	30
	108	Anger Management	33	33	0.07	0.47	14	214	2	60
CRER	100	How to Succeed in College	38	33	0.13	1.16	35	260	2	70
	136	Career Planning	58	47	0.13	1.88	56	423	2	70
	137	Life and Career Planning	93	83	0.60	9.30	279	465	3	90
		Life and Career Planning WIT	22	22	0.20	2.20	66	330	1	30
	650	Athletes Seminar	58	58	0.13	3.87	116	870	1	75
		Hermanas Seminar	22	18	0.13	1.53	46	343	1	40
		Hermanos Seminar	22	22	0.27	1.48	44	167	2	70

		Census Headcount	End of Term Headcount	FTEF	FTES	WSCH	Load	Sections	Max Enroll
	Honors Seminar	30	25	0.03	0.46	14	412	1	30
	Kababayan Seminar	27	15	0.13	1.67	50	376	1	30
	MESA Seminar	31	30	0.07	0.91	27	411	1	120
	665S Deciding on a Major	24	24	0.03	0.38	11	343	1	30
	665S Harmful Pressure to Succeed	11	10	0.03	0.17	5	151	1	30
DANC	110 Modern Dance	40	36	0.15	5.60	168	1,120	1	30
	130 Jazz Dance I	25	20	0.15	2.50	75	500	1	40
	152 Cuban Roots of Salsa	25	22	0.15	2.75	83	550	1	60
	164 Tango De La Confiteria	28	28	0.15	3.27	98	653	1	60
	165 Tango Performance Improv	27	24	0.15	2.70	81	540	1	40
	167 Swing Dance I	26	15	0.08	3.18	96	1,273	2	120
	168 Swing Dance II	2	2	0.08	0.25	8	100	2	120
	169 Swing Dance III	0	0	0.08	0.00	0	0	2	120
	171 Chinese Dance Workout	34	32	0.30	4.00	120	400	2	80
	350 Aerobic Dance	7	7	0.15	0.72	22	144	1	15
	Cardio Dance	77	67	0.30	9.22	277	922	2	90
	665S Salsa	40	19	0.15	4.00	120	800	1	40
	665S Afro/Brazilian Dance Workout	17	16	0.15	1.81	54	363	1	30
	665S Beginning Ballroom Dance	37	26	0.08	4.65	140	1,860	2	120
	665S Filipino Dance	29	26	0.15	4.25	128	851	1	40
DSKL	811 Differential Learning Skills	39	36	0.00	0.48	15	#INF	8	30
	820 Computer-Based Cognitive Retra	8	8	0.02	0.37	11	600	1	10
	821 Develop of Self-Advocacy Skill	64	60	0.00	0.89	27	#INF	3	90
	825 Assistive Comp Tech - Dragon	10	9	0.00	0.44	13	#INF	3	15
	Assistive Comp Tech - Kurzweil	33	26	0.00	1.44	43	#INF	3	37
	Assistive Comp Tech Kurzweil	7	6	0.00	0.37	11	#INF	1	12
ECE.	201 Child Development	155	111	0.50	15.48	464	929	5	220
	210 ECE Principles	24	20	0.20	2.40	72	360	1	30
	ECE. Principles	32	28	0.20	3.52	106	528	1	40
	211 Early Child Ed Curriculum	17	14	0.20	1.70	51	255	1	40
	ECE Curriculum	39	32	0.20	3.90	117	585	1	40
	212 Child, Family & Community	67	57	0.20	7.10	213	1,065	2	80
	213 School-Age Child	21	18	0.20	2.31	69	347	1	35
	214 Child-Parent Relations	41	37	0.20	4.32	130	648	2	80
	241 ECE Admin: Human Relations	42	41	0.20	3.84	115	576	1	40
	242 Adult Supervision in ECE/CD	33	28	0.13	2.26	68	509	1	35
	260 Children with Special Needs	23	22	0.20	2.53	76	380	1	40
	262 Intro. to Family Support: BRP	17	12	0.20	1.82	54	272	1	40
	272 Cultural Diversity in ECE	16	14	0.20	1.60	48	240	1	40
	273 SupportYoungBilingualLearners	32	29	0.07	0.98	29	439	1	32
	311 Children's Nutrition	15	10	0.03	0.51	15	463	1	40
	335 Handling Behavior	20	14	0.20	2.00	60	300	1	40
	366 Practicum in Early Child. Ed.	40	33	0.40	33.20	996	2,490	2	40
	665S ECERS Training	25	22	0.07	0.67	20	302	1	30
	665S Male Involvement	16	14	0.07	0.43	13	192	1	35
	665S Child., Infant, Adult CPR/AED	30	30	0.10	0.00	0	0	3	36
	670 Cooperative Education	7	5	0.07	0.77	23	345	1	10
	ECE Cooperative Education	31	29	0.20	3.40	102	510	1	20

		Census Headcount	End of Term Headcount	FTEF	FTES	WSCH	Load	Sections	Max Enroll
	690 Special Projects	6	6	0.00	0.37	11	#INF	1	5
ECON	100 Macro Economics - Honors	25	21	0.20	2.50	75	375	1	28
	Principles of Macro Economics	57	43	0.40	5.70	171	428	2	90
	Principles of Macroeconomics	179	141	0.80	18.45	554	692	4	180
102	Principles of Micro Economics	32	27	0.20	3.20	96	480	1	45
	Principles of Microeconomics	100	92	0.40	10.50	315	788	2	90
EDUC	100 Introduction to Education	17	15	0.20	1.87	56	281	1	35
ELEC	110 Fundamentals of Electronics	21	20	0.27	4.34	130	476	1	24
	410 Intro-Solar Install/Integrate	16	16	0.20	2.24	67	336	1	0
EMC.	410 Emergency Medical Tech I	46	33	0.97	22.85	685	704	2	54
	425 CPR: Health Care Provider	59	59	0.10	0.00	0	0	3	69
ENGL	100 Composition	662	517	5.02	91.31	2,739	546	24	624
	Composition - Honors	29	27	0.30	4.11	123	411	2	49
104	ENGL Skills for Cultural Prod	39	38	0.20	0.00	0	0	1	35
110	Comp, Lit. & Crit. Think - Kab	36	28	0.20	5.04	151	756	1	26
	Comp, Lit. & Crit. Think-Puent	29	26	0.20	4.06	122	609	1	26
	Comp, Lit. & Crit. Think/Honor	22	21	0.25	3.08	92	365	1	20
	Comp, Lit. & Critical Thinking	254	185	1.96	36.18	1,085	554	9	234
	Compos., Lit. & Crit. Thinking	53	47	0.40	5.30	159	398	2	64
161	Creative Writing I	46	37	0.20	6.44	193	966	2	65
162	Creative Writing II	8	8	0.20	1.12	34	168	2	65
165	Critical Thinking/Adv. Comp	70	51	0.60	9.15	275	458	3	78
650	English Supplement for TRIO	21	19	0.00	1.26	38	#INF	1	30
690	Special Projects	2	2	0.00	0.20	6	#INF	1	12
826	Basic Writing Skills	173	132	1.67	35.97	1,079	647	5	160
836	Writing Development	105	82	0.85	14.70	441	517	4	104
846	Read & Write Conn Puente	35	34	0.33	7.23	217	651	1	26
	Read & Write Conn. ASTEP	32	24	0.33	6.61	198	595	1	26
	Read & Write Conn. Kababayan	37	30	0.33	7.77	233	699	1	26
	Reading & Writing Con.	35	25	0.33	7.23	217	651	1	26
	Reading & Writing Connections	284	223	3.00	59.12	1,774	591	9	238
875	English Grammar	34	28	0.20	3.40	102	510	1	35
880	English Prep for HS Exit Exam	18	11	0.20	2.31	69	347	1	26
ESOL	400 Comp for No-Native Speakers	33	28	0.33	6.82	205	614	1	26
	Comp for Non-Native Speakers	88	74	1.00	18.28	548	548	3	78
	English Comp-Nonnative Speaker	42	38	0.67	8.64	259	389	2	52
655	ESL Supplement	77	71	0.20	5.10	153	765	1	80
801	Basic Conversational English	16	13	0.13	1.97	59	444	1	35
802	Int. Conversational English	18	14	0.13	2.16	65	486	1	35
830	ENGL Spkrs Other Languages III	35	29	0.60	11.90	357	595	1	35
840	ENGL Spkrs Other Languages IV	84	69	1.20	28.56	857	714	2	70
851	Hi-Beginning ESL Listen&Speak	16	13	0.20	2.24	67	336	1	35
852	Pre-Int. ESL Listen & Speak	41	29	0.20	5.74	172	861	1	35
861	Hi-Beginning ESL Read & Write	37	32	0.53	6.41	192	361	2	70
862	Pre-Int. ESL Read & Write	35	29	0.27	6.07	182	682	1	35
863	Int. ESL Reading & Writing	39	28	0.27	6.76	203	760	1	35

		Census Headcount	End of Term Headcount	FTEF	FTES	WSCH	Load	Sections	Max Enroll	
	871	High-Beginning ESL Grammar	30	28	0.20	4.20	126	630	1	35
	872	Pre-Intermediate ESL Grammar	35	31	0.20	4.90	147	735	1	35
	873	Intermediate ESL Grammar	35	23	0.20	4.90	147	735	1	35
	875	Advanced ESL Grammar & Editing	28	25	0.20	3.92	118	588	1	35
FASH	117	Creating A Personal Image	25	20	0.20	2.75	83	413	1	35
	119	Clothing, Culture and Society	22	20	0.10	2.20	66	660	1	40
	151	Fashion Merchandising	42	35	0.20	4.20	126	630	1	40
	153	Fashion Apparel	11	11	0.20	1.17	35	176	1	30
	690	Special Projects	4	1	0.00	0.13	4	#INF	1	20
FCS	119	Clothing, Culture and Society	22	18	0.10	2.20	66	660	1	40
	212	Child, Family & Community	11	9	0.20	1.14	34	171	2	80
	213	Child-Parent Relations	13	11	0.20	1.34	40	201	2	80
	310	Nutrition	116	82	0.60	11.60	348	580	3	120
	311	Children's Nutrition	4	3	0.03	0.14	4	124	1	40
	690	Individual Study in FCS	8	7	0.00	0.63	19	#INF	1	5
FILI	110	Elementary Filipino	32	28	0.33	6.72	202	605	1	35
	111	Elementary Filipino I	50	33	0.40	7.27	218	545	2	70
FILM	440	Film Study and Appreciation	64	49	0.20	7.04	211	1,056	1	60
FITN	106	Varsity Conditioning	81	81	0.60	18.55	557	928	2	90
	110	Adult Conditioning	44	40	0.15	6.16	185	1,232	1	40
	112	Cross Training	26	15	0.15	3.64	109	728	1	30
	116	Body Conditioning	120	107	0.90	18.36	551	612	6	210
	201	Men's Beg Weight Conditioning	26	23	0.08	3.64	109	1,456	1	40
	202	Men's Int. Weight Conditioning	15	14	0.08	2.10	63	840	1	40
	205	Weight Conditioning	136	105	0.75	19.26	578	770	6	240
	301	Spinning	140	108	0.75	14.00	420	560	5	135
	303	Trail Hiking	19	10	0.08	1.33	40	533	1	60
	305	Running for Fitness	29	25	0.15	4.06	122	812	1	35
	332	Stretching and Flexibility	23	20	0.15	3.22	97	644	1	30
	334	Yoga	166	132	0.41	21.77	653	1,584	4	180
	335	Pilates	153	116	0.60	15.75	473	788	4	180
	336	Yoga for Fitness and Wellness	20	20	0.11	2.54	76	678	2	90
	400	Fitness Academy	50	33	0.30	2.02	61	202	1	100
GEOG	110	Cultural Geography	37	26	0.20	3.70	111	555	1	45
GEOL	100	Survey of Geology	91	79	0.40	9.52	286	714	2	90
	105	Environmental Earth Science	47	40	0.20	4.70	141	705	1	45
	210	General Geology	43	38	0.37	8.60	258	691	2	46
		General Geology - Honors	2	1	0.15	0.40	12	82	1	23
HIST	100	History Western Civ I	82	61	0.40	8.20	246	615	2	90
	101	History Western Civ II -Honors	23	17	0.20	2.30	69	345	1	28
	104	World Civilizations I	36	28	0.20	3.60	108	540	1	45
	108	Survey of American History	122	78	0.60	12.65	380	633	3	140
	109	History of Europe Since 1945	19	17	0.20	1.90	57	285	1	45
	201	United States History I	292	201	1.20	29.59	888	740	6	270
	202	United States History II	37	32	0.20	3.70	111	555	1	45
	203	The United States Since 1945	26	23	0.20	2.60	78	390	1	45
	240	Hist-Ethnic Groups of CA	40	25	0.20	4.40	132	660	1	45
		History Ethnic Groups-CA	77	62	0.40	8.04	241	603	2	90

		Census Headcount	End of Term Headcount	FTEF	FTES	WSCH	Load	Sections	Max Enroll
	History of Ethnic Groups in CA	47	23	0.20	4.70	141	705	1	45
300	History of San Francisco	39	36	0.20	4.29	129	644	1	45
310	California History	140	113	0.60	14.00	420	700	3	140
	California History-Honors	34	29	0.20	3.40	102	510	1	30
335	History/Politics - Middle East	22	19	0.10	2.20	66	660	1	45
420	Survey of Latin American Hist.	35	25	0.20	3.50	105	525	1	45
430	Early Asian Civilizations	38	35	0.20	3.80	114	570	1	45
435	History of the Philippines	45	39	0.20	4.50	135	675	1	45
HSCI	100 General Health Education	40	33	0.20	4.00	120	600	1	40
	General Health Science	33	28	0.20	3.63	109	545	1	40
130	Human Sexuality	210	179	1.00	21.33	640	640	5	195
484	Medical Terminology	20	16	0.10	2.20	66	660	1	30
HUM.	106 Awakening of Individuality	88	72	0.40	9.16	275	687	2	90
	117 Arts, Senses and Imagination	46	30	0.20	4.60	138	690	1	45
INDV	101 Beginning Archery	34	31	0.08	3.40	102	1,360	1	30
	105 Intermediate Archery	8	7	0.08	0.80	24	320	1	30
	121 Beginning Badminton	42	38	0.15	4.20	126	840	2	68
	125 Advanced Badminton	12	9	0.15	1.20	36	240	2	68
	167 Golf Course Strategies	20	17	0.15	2.80	84	560	1	25
	169 Golf Swing Analysis	30	25	0.15	4.20	126	840	1	25
	251 Beginning Tennis	8	6	0.05	1.12	34	672	1	30
	253 Intermediate Tennis	5	5	0.05	0.70	21	420	1	30
	255 Advanced Tennis	9	8	0.05	1.26	38	756	1	30
INTD	110 Environmental Design	39	34	0.20	3.90	117	585	1	40
JOUR	110 Mass Media & Society	27	21	0.10	3.78	113	1,134	1	30
	Mass Media & Society - Honors	7	5	0.10	0.98	29	294	1	30
	120 Writing & Reporting for Media	17	15	0.10	2.38	71	714	1	30
	121 AdvWriting&Reporting for Media	8	7	0.10	1.12	34	336	1	30
	300 Newspaper Production	12	12	0.10	2.40	72	720	1	20
	301 Online Newspaper Staff	2	1	0.10	0.40	12	120	1	20
	302 Newspaper Workshop	12	10	0.00	1.37	41	#INF	1	20
LEGL	240 Introduction to Law	42	30	0.20	4.62	139	693	1	45
	250 Legal Research	19	17	0.20	1.90	57	285	1	45
	252 Civil & Administrative Process	7	7	0.20	0.77	23	116	1	45
	443 Law Office Procedures	8	8	0.10	2.00	60	600	1	30
	680S Internship (Volunteer)	9	8	0.10	0.90	27	270	1	35
	680S Internship (Paid)	6	4	0.10	0.57	17	170	1	35
LIT.	251 Women in Literature	25	21	0.20	2.50	75	375	1	35
	266 Black Literature	35	30	0.20	3.50	105	525	1	35
	370 Lit Read-Latino in U.S. Honors	10	9	0.10	1.10	33	330	1	30
	Lit Readings of Latino in U.S.	9	3	0.10	0.99	30	297	1	30
LSCI	100 Intro to Information Research	50	24	0.20	1.63	49	245	3	86
	110 Digital Oral Research Project	2	1	0.07	0.07	2	30	1	26
LSKL	110 Directed Experience--Tutoring	8	8	0.00	0.61	18	#INF	1	10
	800 Superv. Suplimental Inst- TRIO	38	37	0.00	3.77	113	#INF	1	50
	Supervised Supplemental Instr.	192	177	0.37	11.18	335	914	4	240
	Supervised Supplemental Instru	109	96	0.00	6.44	193	#INF	1	250
	SupervisedSupplementalInstruct	31	27	0.07	1.20	36	538	1	50

		Census Headcount	End of Term Headcount	FTEF	FTES	WSCH	Load	Sections	Max Enroll
	Supervised Supplemental Instru.	49	43	0.07	4.38	131	1,968	1	60
	Supplemental Learning Assistan	33	32	0.07	2.12	64	954	1	50
801	STUDY SKILLS ASSISTANCE	29	26	0.07	2.95	88	1,325	1	30
803	Supervised Peer Tutoring	52	48	0.00	0.00	0		1	75
	Supv. Peer Tutoring - MESA	130	129	0.00	18.72	562	#INF	1	150
820	Cmputr-Based Independent Study	18	11	0.00	0.81	24	#INF	1	50
830	The Sentence	14	13	0.03	0.21	6	192	1	26
831	Editing and Proofreading	25	21	0.03	0.38	11	343	1	26
832	Sentence Combining	13	13	0.03	0.20	6	178	1	26
833	Multi-intelligent Lrning Strat	5	5	0.00	0.08	2	#INF	1	26
MATH	110 Elementary Algebra	279	222	2.47	61.22	1,837	745	7	280
	Elementary Algebra - ASTEP	38	34	0.33	7.85	236	707	1	40
111	Elementary Algebra I	182	147	0.80	25.73	772	965	5	200
	Elementary Algebra I - WIT	17	13	0.10	2.38	71	714	1	40
	Elementary Algebra I-Puente	15	11	0.10	2.10	63	630	1	40
112	Elementary Algebra II	120	102	0.60	17.16	515	858	3	120
120	Intermediate Algebra	452	303	3.80	99.99	3,000	789	11	500
122	Intermediate Algebra I	71	37	0.40	9.53	286	715	2	80
123	Intermediate Algebra II	33	28	0.40	4.62	139	347	2	80
130	Trigonometry	141	108	1.07	24.98	749	702	4	150
150	Math for Elementary School Tea	15	15	0.20	2.25	68	338	1	40
200	Elem Probability & Statistics	64	36	0.53	8.53	256	480	2	115
	Probability & Statistics	280	227	1.73	50.28	1,508	870	7	280
	Probability & Statistics:ASTEP	40	31	0.27	7.20	216	810	1	31
	Probability&Statistics-Honors	0	0	0.13	0.00	0	0	1	40
222	Precalculus	54	40	0.33	11.16	335	1,005	1	40
241	Applied Calculus I	57	34	0.50	12.22	367	733	2	80
	Applied Calculus I - Honors	6	6	0.17	1.32	40	238	1	40
251	Calc./Analytic Geom. I-Honors	15	13	0.17	3.20	96	576	1	40
	Calculus Analytic Geometry I	33	21	0.33	6.82	205	614	1	40
	Calculus/Analytic Geometry I	28	23	0.17	5.97	179	1,075	1	40
252	Calc/Analytic Geometry II	32	30	0.17	6.61	198	1,190	1	40
	Calculus/Analy Geom II-Honors	13	13	0.17	2.69	81	484	1	40
253	Calculus Analytic Geometry III	17	14	0.33	3.51	105	316	1	40
275	Ordinary Differential Equation	20	12	0.20	2.80	84	420	1	40
650	Math Suppl-Study Skills TRIO	43	38	0.00	1.13	34	#INF	1	60
	Math Supplement-Math Skills	9	9	0.00	0.17	5	#INF	1	40
690	Special Projects	1	1	0.00	0.03	1	#INF	1	10
811	Fundamentals of Math	184	137	1.67	38.79	1,164	698	5	175
MUS.	100 Fundamentals of Music	130	113	0.40	13.00	390	975	2	125
	111 Musicianship I	12	9	0.20	2.40	72	360	1	15
	115 Music, Art and Ideas	31	26	0.10	3.10	93	930	1	56
	Music, Art and Ideas-Honors	11	11	0.10	1.10	33	330	1	45
	202 Music Appreciation	111	87	0.60	11.30	339	565	3	135
	Music Appreciation - Honors	9	8	0.20	0.90	27	135	1	30
	204 Music History	24	14	0.20	2.40	72	360	1	45
	250 World Music	31	26	0.40	3.19	96	239	2	90
	275 History of Jazz	26	11	0.20	2.60	78	390	1	45

		Census Headcount	End of Term Headcount	FTEF	FTES	WSCH	Load	Sections	Max Enroll
290	Intro to MIDI Music	11	9	0.27	1.91	57	209	1	25
301	Piano I	86	62	0.85	17.30	519	610	6	125
302	Piano II	13	10	0.19	2.71	81	428	3	60
303	Piano III	2	2	0.10	0.42	13	126	2	40
304	Piano IV	3	2	0.10	0.65	20	191	2	40
377	Beginning Guitar	46	33	0.18	7.08	212	1,180	2	76
378	Intermediate Guitar	23	22	0.18	3.45	104	575	2	76
379	Advanced Guitar	14	12	0.05	2.94	88	1,960	1	45
380	Guitar IV	5	5	0.05	1.05	32	700	1	45
383	Guitar Ensemble I	6	6	0.05	1.26	38	840	1	45
401	Beginning Solo Voice	34	14	0.23	6.97	209	929	2	75
402	Voice II	4	4	0.08	0.83	25	307	2	75
403	Voice III	4	4	0.08	0.81	24	300	2	75
404	Voice IV	4	2	0.08	0.84	25	311	2	75
420	Traditional Kulintang Music	8	6	0.20	1.07	32	160	1	40
430	Concert Band	8	8	0.08	0.80	24	300	1	40
450	Jazz Band	8	8	0.08	0.80	24	300	1	40
470	Choir	17	14	0.22	1.43	43	199	2	115
665	Concert Band:Original Band Mus	18	18	0.08	1.80	54	675	1	40
665	Choir: Elizabethan Holiday	23	22	0.00	1.85	56	#INF	1	80
665	Piano: Masters' Classic Them	8	8	0.04	1.73	52	1,278	1	20
665	Guitar: Basic Alternating Bass	6	6	0.05	1.26	38	840	1	45
665	Jazz Band: Count Basie	11	10	0.08	1.10	33	413	1	40
665	Voice: Avenue Q	8	5	0.04	1.60	48	1,333	1	35
690	Special Projects	12	11	0.00	0.96	29	#INF	5	25
OCEN	100 Survey of Oceanography	82	74	0.40	8.55	257	641	2	80
	101 Oceanography Lab/Field Study	22	20	0.16	2.20	66	413	1	20
P.E.	203 Sports Med Clinical Internship	3	3	0.00	1.08	32	#INF	1	30
	211 Prevent/Care-Athletic Injuries	15	10	0.13	1.00	30	225	1	30
	212 Prevent/Care-Athlct Injury Lab	18	13	0.15	1.80	54	360	1	30
	301 Intro to Personal Training	24	19	0.20	2.40	72	360	1	30
PHIL	100 Introduction to Philosophy	119	95	0.40	12.63	379	948	2	125
	103 Critical Thinking	140	102	0.60	17.49	525	874	3	135
	175 Hist Of Phil 16-18th Century	16	11	0.20	1.60	48	240	1	45
	240 Introduction to Ethics	26	22	0.20	2.60	78	390	1	45
	280 Intro to Political Philosophy	12	6	0.10	1.20	36	360	1	35
	300 Intro: World Religions-Honors	26	19	0.20	2.60	78	390	1	30
PHYS	210 General Physics I	71	59	0.68	14.45	434	637	3	75
	211 General Physics I-Calculus Sup	25	22	0.07	0.83	25	375	1	25
	220 General Physics II	19	16	0.36	3.80	114	317	1	25
	221 Gen Physics II Calculus Sup	8	7	0.07	0.27	8	120	1	25
	250 Physics with Calculus I	46	39	0.52	9.20	276	531	2	50
	270 Physics with Calc. III-Honors	7	7	0.18	1.40	42	233	1	25
	Physics with Calculus III	12	10	0.18	2.40	72	400	1	25
PLSC	130 International Relations	42	38	0.20	4.20	126	630	1	45
	200 Nat'l State & Local Government	48	40	0.20	5.28	158	792	1	45
	National, State & Local Govt	97	68	0.40	9.70	291	728	2	90
	210 American Politics	124	89	0.60	13.18	396	659	3	135

		Census Headcount	End of Term Headcount	FTEF	FTES	WSCH	Load	Sections	Max Enroll	
	280	Intro to Political Philosophy	11	7	0.10	1.10	33	330	1	35
	301	Calif State & Urban Government	50	42	0.20	5.00	150	750	1	45
	335	History/Politics: Middle East	8	8	0.10	0.80	24	240	1	45
PSYC	100	General Psychology	481	417	2.20	48.78	1,464	665	11	495
	110	Courtship, Marriage & Family	40	33	0.20	4.12	124	618	2	90
	171	Quantitative Reasoning in Psyc	70	66	0.40	9.64	289	723	2	90
	200	Developmental Psychology	165	143	0.80	17.55	527	658	4	180
	201	Child Development	76	55	0.50	7.56	227	454	5	220
	268	Black Psychology	16	10	0.20	1.60	48	240	1	45
	300	Social Psychology-Honors	34	31	0.20	3.40	102	510	1	33
	410	Abnormal Psychology	91	80	0.40	9.10	273	683	2	90
R.E.	100	Real Estate Principles	28	18	0.20	3.08	92	462	1	40
	110	Real Estate Practice	30	23	0.20	4.00	120	600	1	40
	130	CA Mort/Loan Broker/Lend	28	26	0.20	2.80	84	420	1	40
READ	826	Reading Improvement	221	168	1.20	31.21	936	780	6	210
	836	Academic Reading Strategies	95	88	0.60	13.58	407	679	3	105
RPTH	400	Patient & Health Care Concerns	27	27	0.13	1.80	54	405	1	30
	410	Patient Care/Resp. Assessment	28	28	0.29	4.67	140	477	1	28
	420	Application of Cardiopulmonary	28	28	0.20	2.80	84	420	1	30
	450	Respiratory Diseases II	18	18	0.20	1.85	56	278	1	25
	458	Clinical Clerkship III	18	18	0.40	11.46	344	860	1	25
	460	Respiratory Critical Care	18	18	0.36	4.47	134	373	1	25
	484	Medical Terminology for RPTH	26	26	0.13	1.73	52	390	1	28
	490	Neonatal/Pediatric/Rehab. Care	18	18	0.15	1.37	41	280	1	25
SGOV	115	Community Service & Leadership	11	9	0.03	0.15	4	132	1	25
	690	Special Project	1	1	0.00	0.03	1	#INF	1	5
SOCI	100	Introduction to Sociology	144	118	0.80	14.87	446	558	4	180
	108	Community Relations	1	1	0.10	0.10	3	30	1	45
	110	Courtship/Marriage/Family	19	16	0.20	1.96	59	294	2	90
	141	Race & Ethnicity	31	22	0.20	3.10	93	465	1	45
	201	Sociology of Health & Medicine	11	9	0.20	1.10	33	165	1	45
	690	Special Projects	1	1		0.10	3		1	3
SOSC	160	Women in Transition Seminar	10	10	0.00	0.17	5	#INF	1	25
SPAN	110	Elementary Spanish	67	56	0.50	13.85	415	831	2	75
		Elementary Spanish -Honors	16	15	0.17	3.31	99	595	1	35
	111	Elementary Spanish I	30	24	0.20	4.70	141	705	1	40
	120	Adv Elementary Spanish - Puent	4	3	0.11	0.84	25	229	1	35
		Adv. Elementary Spanish	6	4	0.11	1.26	38	334	1	35
		Advanced Elem. Spanish - Honor	9	7	0.11	1.89	57	515	1	35
	130	Intermediate Spanish	13	11	0.10	3.12	94	936	1	30
		Intermediate Spanish - Honors	7	6	0.10	0.98	29	294	1	30
	140	Advanced Intermediate Spanish	14	13	0.20	1.96	59	294	1	30
SPCH	100	Public Speaking	311	240	1.90	44.26	1,328	699	10	316
		Public Speaking - Honors	5	2	0.10	0.70	21	210	1	28
		Public Speaking - Non Native	21	16	0.20	2.94	88	441	1	32
	120	Interpersonal Communication	166	141	1.00	17.10	513	513	5	160

		Census Headcount	End of Term Headcount	FTEF	FTES	WSCH	Load	Sections	Max Enroll		
	150	Intercultural Comm. - Astep	46	39	0.20	4.60	138	690	1	26	
		Intercultural Communication	67	56	0.40	7.02	211	527	2	64	
SURG	441	Surgical Patient Care Concepts	17	17	1.13	14.62	439	387	1	25	
	442	Surgical Specialties	8	7	0.40	1.46	44	110	1	10	
	443	Clinical Practice for SURG	8	7	0.07	7.77	233	3,495	1	10	
	445	Intro to Central Service Tech	21	21	0.45	6.02	181	398	1	22	
TCOM	100	Intro. to TCOM and Networks	17	15	0.20	1.70	51	255	1	30	
	312	Installing/Using Linux-PC OS	12	11	0.05	0.75	23	451	1	25	
	314	Managing a Linux System	12	12	0.05	0.75	23	451	1	25	
	405	Electrical Fundamentals: TCOM	16	15	0.47	4.91	147	311	1	24	
	410	Installation/Wiring Practices	10	7	0.47	3.40	102	216	1	24	
	451	PC Configuration and Repair	11	7	0.24	3.37	101	422	1	24	
	480	Network Fundamentals (LAN)	23	19	0.20	3.47	104	521	2	49	
	482	Introduction to Routers	22	19	0.20	3.45	103	517	1	24	
	483	Network Switches-Concepts&Apps	16	15	0.20	2.24	67	336	1	24	
	484	Adv. Routing Concepts & Apps	15	14	0.10	2.25	68	675	1	24	
	485	TroubleshootingtheInternetnetwork	26	22	0.20	3.90	117	585	1	24	
	486	Network Security	17	14	0.10	2.66	80	799	1	24	
	670	Tcom Work Experience	7	7	0.07	0.93	28	420	1	15	
TEAM	100	Baseball	28	27	0.30	6.72	202	672	1	70	
		Men's Baseball	28	27	0.30	7.56	227	756	1	30	
	111	Beginning Basketball	66	51	0.23	9.24	277	1,232	3	120	
	112	Basketball: Adv. Comp Strategy	22	20	0.15	2.01	60	402	1	25	
	115	Advanced Basketball	52	46	0.23	7.28	218	971	3	120	
	117	Tournament Basketball	27	24	0.15	3.42	103	684	1	30	
	132	Flag Football	30	25	0.15	3.00	90	600	1	40	
	141	Beginning Soccer	18	17	0.08	1.80	54	720	1	45	
	145	Advanced Soccer	7	6	0.08	0.70	21	280	1	45	
	148	Indoor Soccer	27	26	0.15	2.70	81	540	1	45	
	192	Men's Basketball Theory, Defen	20	19	0.22	2.44	73	338	1	10	
	690	Special Project	5	5	0.00	0.17	5	#INF	1	25	
VARs	110	Varsity Basketball	16	16	0.30	2.63	79	263	2	50	
	150	Varsity Men's Soccer	29	28	0.53	9.66	290	543	1	50	
		Varsity Soccer	6	6	0.00	2.01	60	#INF	1	50	
	200	Varsity Men's Wrestling	17	16	0.53	5.66	170	318	1	40	
		Varsity Wrestling	6	6	0.00	2.00	60	#INF	1	40	
	300	Vars. Women's Basketball	21	21	0.30	3.52	105	352	2	40	
	340	Vars. Women's Volleyball	11	9	0.00	3.29	99	#INF	1	30	
		Varsity Womens Volleyball	4	4	0.50	1.33	40	80	1	30	
	360	Varsity Women's Soccer	26	26	0.53	8.67	260	488	2	60	
Fall 2009	ACTG	100	Accounting Procedures	107	74	0.60	16.12	484	806	3	120
		103	Ten-Key Skills	20	18	0.03	1.47	44	1,321	1	20
		121	Financial Accounting	229	166	1.60	41.29	1,239	774	6	245
		131	Managerial Accounting	105	96	0.80	17.71	531	664	3	120
		171	Federal Income Tax	43	38	0.25	5.90	177	717	1	40
		172	Business Income Taxes	30	21	0.20	5.50	165	825	1	40
		194	Quickbooks Pro 20007	37	26	0.07	1.23	37	555	1	40
			Quickbooks Pro 2007	21	21	0.07	0.00	0	0	1	40

		Census Headcount	End of Term Headcount	FTEF	FTES	WSCH	Load	Sections	Max Enroll
	196 Inter Quickbooks Pro 2007	20	20	0.07	0.67	20	300	1	40
	690 Special Projects	0	0	0.00				1	5
ADAP	358 Adapted Strength Development	76	75	0.45	8.44	253	563	3	90
	359 Balance/Functional Movement...	58	58	0.30	5.05	152	505	2	60
ADMJ	100 Intro to Admin of Justice	90	75	0.40	9.40	282	705	2	90
	108 Community Relations	48	45	0.10	4.80	144	1,440	1	45
	110 Police Report Writing	46	42	0.20	4.60	138	690	1	45
	123 Concepts of Enforcement	46	42	0.20	4.60	138	690	1	45
	135 Narcotics Investigation	51	45	0.20	5.10	153	765	1	45
	670 Cooperative Education	17	13	0.10	0.97	29	290	1	25
ANTH	110 Cultural Anthropology	124	100	0.60	12.90	387	645	3	135
	125 Physical Anthropology	79	69	0.40	8.45	254	634	2	85
	165 Cross Cultural Sex & Gender	47	40	0.20	4.70	141	705	1	45
	180 Magic, Science & Religion	44	32	0.20	4.40	132	660	1	45
ARBC	111 Elementary Arabic I	38	20	0.20	5.70	171	855	1	35
	121 Advanced Elementary Arabic I	27	24	0.20	3.15	95	473	1	35
ART	101 History of Art I	89	75	0.40	8.98	270	674	2	90
	102 History of Art II	35	24	0.20	3.50	105	525	1	45
	105 Art of Asia/ Near East	47	39	0.20	4.70	141	705	1	45
	107 Art of Our Times	46	44	0.20	4.60	138	690	1	45
	115 Art, Music and Ideas	34	31	0.10	3.40	102	1,020	1	56
	201 Form and Composition I	13	10	0.17	4.25	127	749	1	35
	202 Form and Composition II	0	0	0.17	0.00	0	0	1	35
	204 Drawing I	68	52	0.35	17.01	510	1,457	5	124
	205 Drawing II	10	8	0.35	2.00	60	172	3	115
	207 Life Drawing	36	31	0.45	8.56	257	572	2	70
	208 Portrait Drawing I	17	16	0.09	5.55	167	1,960	1	35
	209 Portrait Drawing II	10	9	0.09	3.27	98	1,153	1	35
	214 Color	17	16	0.19	4.74	142	747	3	68
	221 Painting I	34	33	0.19	9.96	299	1,588	2	66
	222 Painting II	11	11	0.19	2.16	65	344	2	66
	248 Portraits in Pastel	3	2	0.09	0.98	29	346	1	35
	301 Design	19	18	0.11	6.21	186	1,642	1	35
	302 Advanced Design	2	2	0.11	0.65	20	176	1	35
	351 Photography I	58	50	0.53	15.27	458	870	3	94
	352 Photography II	18	14	0.42	3.96	119	284	3	91
	353 Photography III	6	6	0.23	1.32	40	176	2	51
	354 Color Photography I	10	6	0.11	1.67	50	441	1	27
	355 Color Photography II	8	7	0.11	1.33	40	353	1	27
	405 Sculpture I	28	27	0.15	7.19	216	1,474	2	75
	406 Sculpture II	8	8	0.15	2.41	72	495	2	75
	407 Sculpture III: Direct Metal	3	3	0.15	0.86	26	176	2	75
	411 Ceramics I	55	52	0.26	17.97	539	2,114	3	95
	412 Ceramics II	16	15	0.26	5.23	157	615	3	95
	417 Ceramic Glazing Techniques	9	9	0.26	2.94	88	346	3	95
	665€ Expand Boundaries: Figure Draw	7	7	0.11	1.17	35	322	1	35
	665€ Patinas for Bronze	6	6	0.09	2.08	62	678	1	40
	665€ Adv. Techniques: Stone Carving	9	9	0.05	1.50	45	829	1	35

			Census Headcount	End of Term Headcount	FTEF	FTES	WSCH	Load	Sections	Max Enroll
		665	4	3	0.00	0.80	24	#INF	1	10
		665	4	3	0.09	1.31	39	461	1	35
		665	14	12	0.07	0.34	10	154	1	25
		665	20	20	0.26	6.53	196	769	3	95
		690	16	15	0.00	0.50	15	#INF	6	42
ASL	111	American Sign Language I	90	75	0.40	13.47	404	1,010	2	70
	112	American Sign Language II	31	30	0.20	4.86	146	729	1	35
ASTR	100	Introduction To Astronomy	126	103	0.40	16.65	500	1,249	3	155
AUTO	665	BAR A6 Alternative Training	19	19	0.09	1.11	33	357	1	26
	665	BAR L1 Alternative Training	20	20	0.09	1.22	37	392	1	26
	665	2009 Smog Check Update	141	140	0.35	4.11	123	356	7	165
	670	Automotive Work Experience	0	0	0.00				1	20
	690	Special Projects	0	0	0.00				1	5
		Special Projects in Automotive	2	2	0.00	0.07	2	#INF	4	20
	708	Auto Principles Lab	28	24	0.16	3.27	98	613	1	26
	710	Fundamentals: Auto Technology	73	69	0.85	15.29	459	537	3	78
	713	Electricity/Electronics	23	22	1.00	18.09	543	543	1	22
	718	Clean Air Car II	23	20	0.18	1.54	46	261	1	26
	721	Steering, Suspension & Brakes	23	23	1.00	18.40	552	552	1	22
	728	Toyota Adv. Electrical	21	21	0.59	8.40	252	428	1	22
	730	Japanese Basic Electrical	20	20	0.54	7.09	213	394	1	22
	734	Auto Engine Diagnosis & Repair	23	22	1.00	18.40	552	552	1	22
	735	Transmissions and Drivelines	24	24	1.00	19.20	576	576	1	22
	739	OBDII Evaporative Emission Sys	13	10	0.11	0.98	29	263	1	20
	751	Auto Engine Performance	28	28	1.00	18.29	549	549	1	24
	754	High Performance Engines I	36	31	0.10	3.62	109	1,086	1	24
	769	Head and Valve Service	40	34	0.07	4.02	121	1,662	1	24
	771	Automotive Electrical II	27	26	0.15	2.72	81	529	1	24
	772	Clean Air Car I	26	22	0.10	3.01	90	903	1	24
	773	Automotive Electrical I	30	27	0.10	2.74	82	823	1	24
	790	Automotive Brakes I	23	18	0.15	2.31	69	451	1	24
	792	Automotive Chassis I	16	13	0.10	1.61	48	483	1	20
	818	Clean Air Car II	0	0	0.18	0.00	0	0	1	20
	822	Head and Valve Service	0	0	0.15	0.00	0	0	1	24
	839	OBDII Evaporative Emission Sys	2	2	0.11	0.14	4	37	1	20
	840	Automotive Electrical I	1	1	0.10	0.09	3	27	1	24
	842	Basic Clean Air Car I	2	2	0.10	0.23	7	69	1	24
	846	Electrical II	2	2	0.08	0.20	6	79	1	24
	850	Brakes I	1	1	0.15	0.09	3	18	1	24
	853	Automotive Chassis I	1	1	0.10	0.09	3	27	1	20
	854	High Performance Engines I	0	0	0.10	0.00	0	0	1	5
BIOL	101	Man in a Biological World	52	42	0.52	12.48	374	720	1	60
	110	Principles Of Biology	22	18	0.26	6.01	180	694	1	30
		Principles of Biology	144	128	1.30	36.61	1,098	845	5	150
	130	Human Biology	210	157	0.80	21.95	659	823	4	210
	140	Animals and Man	84	66	0.40	8.40	252	630	2	90
	150	Intro to Marine Biology	33	27	0.20	3.30	99	495	1	40
	215	Organismal Biology	61	56	0.84	21.96	659	784	2	60

		Census Headcount	End of Term Headcount	FTEF	FTES	WSCH	Load	Sections	Max Enroll	
	230	Cell/Molecular Biology	27	20	0.52	8.55	257	493	1	30
	240	General Microbiology	123	107	1.04	31.56	947	910	4	121
	250	Human Anatomy	300	212	2.48	77.96	2,339	943	8	240
	260	Intro to Physiology	125	105	1.88	43.97	1,319	702	4	120
	415	Intro to Biotech Manufacturing	15	11	0.93	16.00	480	514	1	24
	675	Honors Colloq. in Biology	9	8	0.07	0.30	9	135	1	20
	690	Special Projects	7	7	0.00	0.47	14	#INF	2	10
BUS.	100	Introduction to Business	113	95	0.60	11.30	339	565	3	120
	101	Human Relations at Work	44	43	0.20	4.40	132	660	1	40
	103	Intro. to Bus. Info Systems	74	61	0.40	10.12	304	759	2	80
		Intro. to Bus.Info Systems	39	35	0.20	3.90	117	585	1	40
	120	Math Analysis for Business	71	60	0.40	7.73	232	580	2	80
		Math Analysis for Business	34	21	0.20	3.40	102	510	1	40
	123	Statistics	102	82	0.60	10.55	317	528	3	120
	150	Small Business Management	36	29	0.20	3.96	119	594	1	40
	200	Intro International Business	28	20	0.20	2.80	84	420	1	40
	201	Business Law	72	60	0.40	7.73	232	580	2	80
	226	Global Business Negotiation	32	25	0.10	1.60	48	480	1	35
	230	Intro to Intn'l Marketing	30	22	0.10	1.50	45	450	1	35
	246	Doing Business in China	22	22	0.20	2.20	66	330	1	35
	249	Intro-Freight Fwd&CustomBroker	27	16	0.20				1	35
	258	Broker Services & Regulations	30	26	0.20	2.60	78	390	1	60
	261	Customs Admissibility & Value	18	14	0.20	1.40	42	210	1	60
	262	Forwarding & Transportation	23	17	0.20	1.70	51	255	1	35
	400	Business English	24	17	0.20	2.40	72	360	1	40
	401	Business Communications	20	16	0.20	2.20	66	330	1	35
	443	Law Office Procedures	3	1	0.10	0.75	23	225	1	30
	485	Medical Terminology	50	45	0.20	4.90	147	735	2	80
	491	Medical Coding CPT	33	26	0.20	3.85	116	578	1	40
	499	Comp.MedicalBilling&InfoMngmt	28	24	0.20	3.27	98	490	1	40
	670	Business Work Experience	5	4	0.03	0.47	14	420	1	20
CAOT	100	Beginning Computer Keyboarding	103	78	0.20	6.25	188	938	4	144
	101	Cmputr Keyboarding Skill Build	40	36	0.20	2.60	78	390	4	144
	104	Intro to Computers w/Windows I	75	59	0.20	4.82	145	723	2	72
	105	Intro to Computers Windows II	45	38	0.19	2.12	64	329	2	80
	200	Intro to MS Office Suite	57	42	0.27	5.05	152	569	2	80
	201	Integration of MS Office Apps	53	38	0.13	2.11	63	474	2	80
	214	Word Processing I: Word	60	43	0.13	2.83	85	636	2	72
	215	Word Processing II: Word	61	51	0.27	5.66	170	637	2	80
	222	Bus Presentations I-PowerPoint	33	24	0.07	1.10	33	495	1	40
	223	Bus. Present. II: PowerPoint	29	21	0.07	0.97	29	435	1	40
	225	Spreadsheets I: Excel	109	89	0.20	5.42	162	812	3	120
	226	Spreadsheets II: Excel	102	88	0.40	8.25	247	619	3	120
	230	Database Applications I Access	43	28	0.07	1.43	43	645	1	40
	231	Database Application II Access	35	26	0.13	2.33	70	525	1	40
	301	Maximize Employment Potential	40	27	0.20	1.33	40	200	1	40
	400	Internet I	29	27	0.10	1.66	50	499	1	40
	403	HTML & Web Authoring Apps I	64	51	0.20	3.98	119	597	2	80

		Census Headcount	End of Term Headcount	FTEF	FTES	WSCH	Load	Sections	Max Enroll	
	404	HTML & Web Authoring Apps II	36	23	0.10	1.80	54	540	1	40
	410	Photoshop Essentials	73	51	0.20	4.64	139	697	2	80
	411	Photoshop Portfolio	55	39	0.13	2.17	65	489	2	80
	412	Flash I	14	7	0.05	0.70	21	420	1	35
	413	Flash II	10	6	0.05	0.50	15	300	1	35
	416	Adobe InDesign Essentials	15	8	0.20	1.50	45	225	1	40
	480	Network Fundamentals (LAN)	12	10	0.20	1.34	40	202	2	49
	665	Multimedia Travelogue with MAC	25	24	0.10	1.14	34	343	1	20
	690	Special Projects	1	1	0.00	0.03	1	#INF	3	25
CHEM	192	Elementary Chemistry	66	54	0.52	16.50	495	952	2	60
	210	General Chemistry I	140	71	2.00	50.71	1,521	761	5	150
	220	General Chemistry II	54	38	0.84	19.85	596	709	2	60
	234	Organic Chemistry I	36	23	0.20	3.60	108	540	1	50
	235	Organic Chemistry II	21	13	0.20	2.10	63	315	1	25
	237	Organic Chemistry Lab I	32	18	0.64	6.93	208	325	2	50
	238	Organic Chemistry Lab II	18	15	0.32	3.90	117	366	1	25
	410	Chem For Health Sciences	117	86	1.17	30.22	907	773	4	120
		Chemistry for Health Sciences	36	28	0.23	9.60	288	1,270	1	30
	690	Special Projects	0	0	0.00				1	5
CHIN	111	Elementary Chinese I	40	32	0.20	6.27	188	940	1	35
COMB	401	Self Defense	25	22	0.15	2.50	75	500	1	27
	404	Beginning Shotokan Karate	26	16	0.08	3.99	120	1,595	1	30
	405	Int. & Adv. Shotokan Karate	8	8	0.08	1.23	37	491	1	30
COMP	155	Computer Program. Visual Basic	25	20	0.20	4.42	133	663	1	25
	412	Flash I	10	6	0.05	0.50	15	300	1	35
	413	Flash II	8	1	0.05	0.40	12	240	1	35
	451	PC Configuration & Repair	6	6	0.23	1.84	55	237	1	24
	482	Introduction to Routers	12	9	0.10	1.88	56	564	1	25
	483	Network Switches-Concepts/Apps	5	3	0.10	0.75	23	225	1	30
	484	Adv. Routing Concepts & Apps	1	0	0.10	0.16	5	47	1	24
	485	Troubleshooting Internetwork	1	1	0.10	0.16	5	47	1	30
	486	Network Security	7	6	0.10	1.17	35	350	1	24
COOP	670	Vocational Cooperative Ed	395	360	3.39	35.78	1,074	317	13	622
	671	General Cooperative Education	32	27	0.31	2.27	68	221	2	95
COSM	665	Introduction to Flower Essence	18	18	0.03	0.20	6	178	1	20
	665	Introduction to Aromatherapy	22	22	0.03	0.30	9	275	1	20
	665	Intro Neck & Shoulder Massage	28	28	0.03	0.38	11	343	1	20
	665	Self-Help Stress Reduction	18	18	0.03	0.21	6	192	1	20
	665	Face & Decollete Massage	28	28	0.03	0.34	10	302	1	20
	665	Creating Infused Massage Oils	22	22	0.03	0.30	9	275	1	20
	665	Introduction to Hand Massage	19	19	0.03	0.26	8	233	1	20
	665	Introduction to Foot Massage	22	22	0.03	0.27	8	247	1	20
	665	Crystal Healing/Gem Elixirs SP	21	21	0.03	0.29	9	261	1	20
	665	Introduction to Back Massage	33	33	0.03	0.47	14	426	1	20
	690	Special Projects	8	8	0.00	0.30	9	#INF	4	40
	700	Cosm Concepts/Practice I	74	70	1.71	47.16	1,415	826	2	74
	710	Cosm Concepts/Practice II	12	12	0.33	5.67	170	510	1	30

		Census Headcount	End of Term Headcount	FTEF	FTES	WSCH	Load	Sections	Max Enroll
	Cosmetology Concepts II	7	7	0.00	4.67	140	#INF	1	30
720	Cosm Concepts/Practice III	14	14	0.32	6.61	198	620	1	30
730	Cosm Concepts/Practice IV	35	32	0.39	4.77	143	364	2	60
740	Cosm Concepts/Practice V	66	63	1.41	34.73	1,042	741	3	95
750	Cosmetology Brush-up	0	0	0.17	0.00	0	0	1	30
775	Esthetician	41	40	1.32	27.33	820	621	1	30
785	Spa Technician Training	11	11	0.65	4.40	132	202	1	15
COUN 100	College Success	162	133	1.00	16.48	494	494	5	155
	College Success - ASTEP	51	44	0.20	5.10	153	765	1	30
	College Success - DSPS	33	30	0.20	3.30	99	495	1	30
	College Success - Puente	33	32	0.20	3.30	99	495	1	40
	College Success ASTEP	41	34	0.20	3.63	109	545	1	30
	College Success EOPS	24	18	0.20	2.26	68	339	1	30
	College Success Kababayan	30	25	0.20	2.66	80	399	1	30
105	Up Your Self-Esteem	18	18	0.03	0.23	7	206	1	30
106	Anxiety Management	20	20	0.03	0.26	8	233	1	30
107	Coping with Depression	21	21	0.03	0.18	5	165	1	30
108	Anger Management	29	29	0.03	0.37	11	329	1	30
CRER 136	Career Planning	27	20	0.07	0.82	25	370	1	30
137	Life and Career Planning	87	82	0.60	8.70	261	435	3	90
	Life and Career Planning WIT	25	21	0.20	2.50	75	375	1	30
410	ASTEP College and Career ORI	32	32	0.10	0.46	14	137	3	65
	College and Career Awareness	371	368	0.87	5.58	167	193	26	596
	College and Career ESOL	31	31	0.07	0.47	14	213	2	48
	College and Career Orientation	29	25	0.07	0.41	12	185	2	50
650	Athletes Seminar	55	53	0.13	4.22	127	949	1	75
	Hermanas Seminar	31	31	0.13	2.08	62	468	1	40
	Hermanos Seminar	23	23	0.13	1.54	46	347	1	40
	Honors Seminar	29	25	0.03	0.44	13	398	1	30
	MESA Seminar	15	14	0.00	0.43	13	#INF	1	120
665	Deciding on a Major	30	30	0.03	0.46	14	412	1	30
665	Stress Management	29	29	0.03	0.44	13	398	1	30
DANC 140	Ballet	35	23	0.15	3.50	105	700	1	35
161	Tango Argentino	43	38	0.15	5.02	151	1,003	1	50
164	Tango De La Confiteria	47	44	0.15	5.48	165	1,097	1	45
165	Tango Performance Improv	31	28	0.15	3.10	93	620	1	40
167	Swing Dance I	22	17	0.08	2.75	83	1,100	2	120
168	Swing Dance II	7	7	0.08	0.87	26	347	2	120
169	Swing Dance III	3	3	0.08	0.37	11	147	2	120
171	Chinese Dance Workout	18	17	0.15	1.98	59	396	1	40
330	Creative Dance	25	24	0.15	2.50	75	500	1	40
350	Aerobic Dance	31	24	0.15	4.86	146	971	1	45
	Cardio Dance	74	66	0.30	10.63	319	1,063	2	90
665	Salsa	47	29	0.15	5.48	165	1,097	1	40
665	Afro/Brazilian Dance Workout	20	19	0.15	2.27	68	453	1	30
665	Beginning Ballroom Dance	47	42	0.08	5.93	178	2,373	2	120
DSKL 811	Differential Learning Skills	47	44	0.00	0.59	18	#INF	8	36

		Census Headcount	End of Term Headcount	FTEF	FTES	WSCH	Load	Sections	Max Enroll	
	821	Develop of Self-Advocacy Skill	72	68	0.00	1.10	33	#INF	3	95
	825	Assistive Comp Tech - Dragon	15	11	0.00	0.91	27	#INF	3	15
		Assistive Comp Tech - Kurzweil	33	26	0.00	2.01	60	#INF	3	36
		Assistive Comp Tech Kurzweil	9	9	0.00	0.55	16	#INF	1	12
	880	UniversalAccess-ElectronicText	8	5	0.00	0.17	5	#INF	1	25
ECE.	201	Child Development	147	111	0.50	15.12	454	907	5	220
	210	ECE Principles	31	24	0.20	3.31	99	496	1	40
		ECE. Principles	40	34	0.20	4.67	140	700	1	40
	211	Early Child Ed Curriculum	39	28	0.20	3.90	117	585	1	40
		ECE Curriculum	38	35	0.20	4.43	133	665	1	40
	212	Child, Family & Community	73	62	0.20	7.95	239	1,193	2	80
	214	Child-Parent Relations	60	51	0.20	6.55	197	983	2	80
	223	Infant/Toddler Development	38	28	0.20	4.43	133	665	1	40
	241	ECE Admin: Human Relations	32	22	0.20	2.93	88	439	1	40
	244	Prekindergarten Learning & Dev	32	22	0.13	1.89	57	425	1	40
	260	Children with Special Needs	39	32	0.20	4.55	137	683	1	40
	272	Cultural Diversity in ECE	25	21	0.20	2.50	75	375	1	40
	273	SupportYoungBilingualLearners	24	22	0.07	0.62	19	281	1	40
	311	Children's Nutrition	25	17	0.03	0.86	26	772	1	40
	314	Health, Safety, Nutrition-ECE	20	19	0.20	2.20	66	330	1	40
	335	Handling Behavior	34	29	0.20	3.74	112	561	1	40
	360	AdvocacyinEarlyChildhoodField	34	22	0.07	0.00	0	0	1	40
	366	Practicum in Early Child. Ed.	38	27	0.40	31.54	946	2,368	2	40
	665	Communicating with Parents	35	28	0.07	0.81	24	364	1	40
	665	Male Involvement	22	20	0.07	0.56	17	254	1	40
	665	Child., Infant, Adult CPR/AED	66	66	0.13	0.59	18	134	4	80
	670	Cooperative Education	11	10	0.07	1.03	31	465	1	19
		ECE Cooperative Education	28	28	0.41	2.50	75	184	1	20
	690	Special Projects	3	3	0.00	0.17	5	#INF	1	5
ECON	100	Macro Economics - Honors	24	18	0.20	2.40	72	360	1	28
		Principles of Macro Economics	82	67	0.40	8.20	246	615	2	90
		Principles of Macroeconomics	185	142	0.80	19.18	576	719	4	180
	102	Principles of Micro Economics	39	32	0.20	3.90	117	585	1	45
		Principles of Microeconomics	89	79	0.40	9.58	288	719	2	90
EDUC	100	Introduction to Education	25	22	0.20	2.50	75	375	1	35
ELEC	110	Fundamentals of Electronics	19	16	0.27	4.18	125	459	1	24
		Intro Fundamentals Electronics	16	14	0.27	2.88	86	316	1	24
	410	Intro-Solar Install/Integrate	10	8	0.10	1.26	38	364	1	25
EMC.	410	Emergency Medical Tech I	66	48	0.97	33.88	1,016	1,044	2	50
	425	CPR: Health Care Provider	53	53	0.10	0.61	18	182	3	60
ENGL	100	Composition	644	498	4.85	65.99	1,980	408	23	598
		Composition - Astep	33	28	0.20	3.30	99	495	1	26
		Composition - Honors	40	33	0.32	4.17	125	391	2	46
		Composition - WIT	28	24	0.20	3.27	98	490	1	26
	104	ENGL Skills for Cultural Prod	31	27	0.20	3.10	93	465	1	35
	110	Comp, Lit & Crit Think/Honor	6	5	0.12	0.70	21	175	1	26
		Comp, Lit. & Crit. Think - Kab	26	22	0.20	2.60	78	390	1	26
		Comp, Lit. & Crit. Think-Puent	34	32	0.20	3.40	102	510	1	26

		Census Headcount	End of Term Headcount	FTEF	FTES	WSCH	Load	Sections	Max Enroll
	Comp, Lit. & Crit. Think/Honor	24	17	0.20	2.40	72	360	1	20
	Comp, Lit. & Critical Thinking	434	324	3.25	45.45	1,364	419	15	408
161	Creative Writing I	27	24	0.10	2.70	81	810	1	35
162	Creative Writing II	12	9	0.10	1.20	36	360	1	35
165	Critical Thinking/Adv. Comp	25	9	0.20	2.50	75	375	1	32
650	English Supplement for TRIO	39	34	0.20	1.91	57	286	1	40
690	Special Projects	10	10	0.00	0.47	14	#INF	1	15
826	Basic Writing Skills	90	58	0.40	9.00	270	675	2	70
828	Basic Composition and Reading	111	91	1.00	18.76	563	563	3	105
836	Writing Development	59	49	0.51	5.90	177	349	2	52
846	Read & Write Conn Puente	34	33	0.33	5.78	173	520	1	19
	Read & Write Conn. ASTEP	33	26	0.33	5.61	168	505	1	26
	Read & Write Conn. Kababayan	34	30	0.33	5.78	173	520	1	26
	Reading & Writing Con.	34	24	0.42	5.67	170	405	1	26
	Reading & Writing Con. - SAth	69	62	0.67	11.62	349	523	2	52
	Reading & Writing Connections	357	284	3.75	60.19	1,806	481	11	286
875	English Grammar	32	24	0.20	3.20	96	480	1	35
ENVS	410 Solar Installation/Integration	9	5	0.11	1.13	34	323	1	25
	665E Intro to Clean Energy Concepts	19	19	0.00	1.13	34	#INF	1	25
	665E Environ./Clean Energy Literacy	10	10	0.10	0.46	14	137	1	20
	680E Solar Design/Estimation/Sales	19	19	0.40	4.20	126	315	1	25
ESOL	400 Comp for Nonnative Speakers	34	30	0.33	5.67	170	510	1	26
	English Comp-Nonnative Speaker	96	78	1.00	16.10	483	483	3	78
	655 ESL Supplement	115	107	0.20	9.24	277	1,385	1	120
	802 Int. Conversational English	28	26	0.13	1.87	56	420	1	35
	830 ENGL Spkrs Other Languages III	37	31	0.60	11.10	333	555	1	35
	840 ENGL Spkrs Other Languages IV	65	58	1.20	19.50	585	488	2	70
	852 Pre-Int. ESL Listen & Speak	37	30	0.20	3.70	111	555	1	40
	853 Int. ESL Listening & Speaking	26	20	0.20	2.60	78	390	1	35
	861 Hi-Beginning ESL Read & Write	34	34	0.27	4.53	136	510	1	35
	862 Pre-Int. ESL Read & Write	28	25	0.27	3.73	112	420	1	30
	863 Int. ESL Reading & Writing	33	18	0.27	4.40	132	495	1	35
	871 High-Beginning ESL Grammar	30	24	0.20	3.30	99	495	1	33
	872 Pre-Intermediate ESL Grammar	31	23	0.20	3.10	93	465	1	30
	873 Intermediate ESL Grammar	34	20	0.20	3.40	102	510	1	35
	875 Advanced ESL Grammar & Editing	25	20	0.20	2.50	75	375	1	35
	880E Workplace English for ESOL	28	23	0.20	5.13	154	770	1	35
FASH	117 Creating A Personal Image	19	13	0.20	2.22	67	333	1	40
	119 Clothing, Culture and Society	33	29	0.10	3.30	99	990	1	40
	151 Fashion Merchandising	45	38	0.20	4.50	135	675	1	40
	156 Fashion Show Production	31	26	0.20	3.10	93	465	1	40
	690 Special Projects	1	1	0.00	0.10	3	#INF	1	20
FCS	119 Clothing, Culture and Society	20	17	0.10	2.00	60	600	1	40
	212 Child, Family & Community	13	11	0.20	1.37	41	205	2	80
	213 Child-Parent Relations	11	9	0.20	1.13	34	170	2	80
	310 Nutrition	167	134	0.80	18.05	542	677	4	160
	311 Children's Nutrition	9	6	0.03	0.31	9	278	1	40
	690 Individual Study in FCS	4	3	0.00	0.30	9	#INF	1	5

			Census Headcount	End of Term Headcount	FTEF	FTES	WSCH	Load	Sections	Max Enroll
FILI	110	Elementary Filipino	36	33	0.33	7.56	227	680	1	35
FILM	440	Film Study and Appreciation	75	63	0.20	8.75	263	1,313	1	60
FITN	106	Varsity Conditioning	154	148	1.05	30.10	903	860	4	139
	110	Adult Conditioning	43	41	0.15	6.02	181	1,204	1	40
	112	Cross Training	27	19	0.15	2.70	81	540	1	30
	116	Body Conditioning	62	56	0.45	9.70	291	647	4	160
	201	Men's Beg Weight Conditioning	32	27	0.08	4.48	134	1,792	1	40
	202	Men's Int. Weight Conditioning	9	9	0.08	1.26	38	504	1	40
	205	Weight Conditioning	134	111	0.75	19.33	580	773	6	240
	301	Spinning	183	141	0.83	23.63	709	859	6	192
	305	Running for Fitness	40	32	0.15	5.60	168	1,120	1	40
	308	Hiking & Trekking for Fitness	29	25	0.08	1.84	55	735	1	60
	332	Stretching and Flexibility	33	29	0.15	4.62	139	924	1	30
	334	Yoga	93	75	0.30	13.54	406	1,354	2	95
	335	Pilates	176	136	0.60	25.37	761	1,269	4	185
	336	Yoga for Fitness and Wellness	82	71	0.23	6.81	204	908	2	90
	400	Fitness Academy	66	46	0.30	2.60	78	260	1	70
	680	Backpacking	29	21	0.08	1.33	40	530	1	45
	680	Back Fitness	9	8	0.15	0.90	27	180	1	30
GEOG	110	Cultural Geography	37	34	0.20	3.70	111	555	1	45
	301	Intro. to Map Reading for GIS	15	13	0.07	0.50	15	225	1	35
	302	Introduction to GIS & ArcView	16	15	0.07	0.53	16	240	1	35
	303	GIS Applications	18	13	0.07	0.62	19	278	1	35
	690	Special Projects	1	1	0.00	0.10	3	#INF	1	6
GEOL	100	Survey of Geology	80	68	0.40	8.43	253	633	2	90
	105	Environmental Earth Science	46	39	0.20	4.60	138	690	1	40
	210	General Geology	62	49	0.73	12.84	385	525	3	78
		General Geology - Honors	4	4	0.15	0.84	25	172	1	23
HIST	100	History Western Civ I	86	70	0.40	9.25	278	694	2	90
	104	World Civilizations I	54	39	0.20	5.40	162	810	1	45
	108	Survey of American History	125	88	0.60	13.08	393	654	3	140
	201	United States History I	313	239	1.20	30.52	916	763	6	270
		United States History I-Honors	25	20	0.20	2.92	88	438	1	30
	202	United States History II	121	91	0.60	12.58	378	629	3	135
		US History II-Honors	19	17	0.20	1.90	57	285	1	45
	203	The United States Since 1945	30	27	0.20	3.00	90	450	1	45
	235	History of Ethnic Groups in US	39	30	0.20	3.90	117	585	1	45
	240	Hist-Ethnic Groups of CA	42	29	0.20	4.90	147	735	1	45
		History Ethnic Groups-CA	79	62	0.40	8.26	248	620	2	90
		History of Ethnic Groups in CA	56	45	0.20	5.60	168	840	1	45
	300	History of San Francisco	44	39	0.20	4.40	132	660	1	45
	310	California History	216	161	0.80	19.90	597	746	4	185
	420	Survey of Latin American Hist.	43	32	0.20	4.30	129	645	1	45
	430	Early Asian Civilizations	50	38	0.20	5.00	150	750	1	45
	435	History of the Philippines	41	33	0.20	4.10	123	615	1	45
	680	The Holocaust	38	28	0.20	3.80	114	570	1	45
HSCI	100	General Health Education	36	27	0.20	3.60	108	540	1	40
		General Health Science	75	69	0.40	8.13	244	610	2	80

		Census Headcount	End of Term Headcount	FTEF	FTES	WSCH	Load	Sections	Max Enroll	
	130	Human Sexuality	204	185	1.00	20.93	628	628	5	195
	484	Medical Terminology	60	52	0.20	5.75	173	863	2	80
HUM.	106	Awakening of Individuality	40	36	0.20	4.67	140	700	1	45
INDV	101	Beginning Archery	28	27	0.08	2.80	84	1,120	1	30
	105	Intermediate Archery	9	9	0.08	0.90	27	360	1	30
	121	Beginning Badminton	38	33	0.15	3.80	114	760	2	68
	125	Advanced Badminton	18	16	0.15	1.80	54	360	2	68
	165	Golf: Short Game	24	22	0.15	2.40	72	480	1	25
	171	Golf: On-Course Playing Lesson	33	31	0.15	3.30	99	660	1	25
	251	Beginning Tennis	22	19	0.05	2.35	70	1,408	1	30
	253	Intermediate Tennis	7	6	0.05	0.75	22	448	1	30
	255	Advanced Tennis	0	0	0.05	0.00	0	0	1	30
INTD	110	Environmental Design	19	18	0.20	2.22	67	333	1	40
JOUR	110	Mass Media & Society	24	16	0.10	3.36	101	1,008	1	35
		Mass Media & Society - Honors	11	9	0.10	1.54	46	462	1	35
	120	Writ & Report for Media Honor	10	10	0.10	1.40	42	420	1	32
		Writing & Reporting for Media	20	18	0.10	2.80	84	840	1	32
	300	Newspaper Staff	12	12	0.20	2.40	72	360	1	20
	690	Special Projects	14	13	0.00	0.43	13	#INF	1	15
LEGL	240	Introduction to Law	45	37	0.20	5.25	158	788	1	45
	250	Legal Research	31	24	0.20	3.41	102	512	1	45
	252	Civil & Administrative Process	33	30	0.20	3.85	116	578	1	45
	443	Law Office Procedures	18	17	0.10	4.50	135	1,350	1	30
	671	Paralegal Internship I	16	12	0.20	4.11	123	616	1	35
LIT.	225	Contemporary Poetry	22	20	0.10	2.20	66	660	1	35
		Contemporary Poetry Honor	13	12	0.10	1.30	39	390	1	35
	432	Folklore	24	16	0.20	5.60	168	840	1	32
LSKL	109	Supp.Learn Assist-Elem Algebra	27	23	0.00	1.35	41	#INF	1	40
	110	Directed Experience--Tutoring	12	11	0.20	0.70	21	104	1	20
	800	Superv. Suplimental Inst- TRIO	28	19	0.00	1.29	39	#INF	1	50
		Supervised Supplemental Instr.	56	49	0.07	2.01	60	906	1	70
		Supervised Supplemental Instru	83	76	0.00	5.02	151	#INF	1	90
		SupervisedSupplementalInstruct	160	145	0.00	10.09	303	#INF	1	160
	801	STUDY SKILLS ASSISTANCE	22	19	0.20	1.23	37	185	1	30
	803	Supervised Peer Tutoring	159	143	0.00	3.81	114	#INF	1	150
		Supv. Peer Tutoring - MESA	116	108	0.00	22.89	687	#INF	1	150
	811	Supp.LearnAssist-Fund. of Math	122	94	0.00	6.10	183	#INF	3	120
	820	Cmputr-Based Independent Study	17	14	0.00	0.53	16	#INF	1	25
	826	Sup. Learning Assist-ENGL 826	82	65	0.00	4.26	128	#INF	2	88
	836	Supp. Learning Assist-ENGL 836	54	50	0.00	2.88	86	#INF	2	56
	853	Writing and Reading Assistance	213	190	0.63	6.92	208	328	6	335
MATH	110	Elementary Algebra	318	265	2.33	65.88	1,976	847	7	280
		Elementary Algebra - ASTEP	50	46	0.33	8.33	250	750	1	1
	111	Elementary Algebra I	170	141	0.80	23.84	715	894	5	200
		Elementary Algebra I - WIT	13	11	0.10	1.82	55	546	1	40
		Elementary Algebra I-Puente	23	15	0.10	3.22	97	966	1	40
	112	Elementary Algebra II	116	93	0.60	16.71	501	835	3	120
	120	Intermediate Alg- ASTEP	37	32	0.33	7.65	229	688	1	1

		Census Headcount	End of Term Headcount	FTEF	FTES	WSCH	Load	Sections	Max Enroll
	Intermediate Algebra	469	354	3.33	88.56	2,657	797	10	455
122	Intermediate Algebra I	64	48	0.40	8.47	254	636	2	80
123	Intermediate Algebra II	37	28	0.20	5.55	167	833	1	40
130	Trigonometry	133	100	1.07	23.61	708	664	4	160
200	Elem Probability & Statistics	69	40	0.53	9.20	276	517	2	115
	Probability & Statistics	254	179	1.60	45.02	1,351	844	7	280
	Probability & Statistics-Honor	2	0	0.13	0.37	11	83	1	40
	Probability & Statistics:ASTEP	36	31	0.27	6.48	194	729	1	41
	Probability&Statistics-Honors	7	3	0.13	1.21	36	273	1	40
222	Precalculus	72	53	0.67	14.88	446	670	2	80
241	Applied Calculus I	60	49	0.50	12.85	386	771	2	80
	Applied Calculus I - Honors	7	5	0.17	1.45	43	260	1	40
251	Calc./Analytic Geom. I-Honors	15	13	0.17	3.20	96	576	1	40
	Calculus Analytic Geometry I	47	35	0.33	9.71	291	874	1	40
	Calculus/Analytic Geometry I	22	16	0.17	4.69	141	845	1	40
252	Calc/Analytic Geometry II	42	37	0.17	8.68	260	1,562	1	40
	Calculus/Analy Geom II-Honors	14	14	0.17	2.89	87	521	1	40
253	Calculus Analytic Geometry III	35	29	0.33	7.23	217	651	1	40
275	Ordinary Differential Equation	18	14	0.20	2.70	81	405	1	40
650	Math Suppl-Study Skills TRIO	76	55	0.00	3.27	98	#INF	1	80
690	Special Projects	1	1	0.00	0.03	1	#INF	1	10
811	Fundamentals of Math	232	183	1.67	49.04	1,471	883	5	181
MUS.	100 Fundamentals of Music	164	142	0.60	16.40	492	820	3	148
	111 Musicianship I	15	14	0.20	3.40	102	510	1	35
	115 Music, Art and Ideas	27	26	0.10	2.70	81	810	1	56
	202 Music Appreciation	145	115	0.80	14.65	440	549	4	170
	Music Appreciation - Honors	8	7	0.20	0.80	24	120	1	35
	204 Music History	40	29	0.20	4.00	120	600	1	45
	250 World Music	41	30	0.20	4.10	123	615	1	45
	275 History of Jazz	36	21	0.20	2.10	63	315	1	45
	290 Intro to MIDI Music	18	13	0.27	3.84	115	422	1	25
	301 Piano I	91	53	0.85	21.26	638	750	6	135
	302 Piano II	26	18	0.19	6.14	184	969	3	65
	303 Piano III	8	6	0.10	1.95	58	583	2	40
	304 Piano IV	7	6	0.10	1.70	51	501	2	40
	377 Beginning Guitar	70	44	0.36	14.20	426	1,183	3	106
	378 Intermediate Guitar	17	12	0.18	4.14	124	689	2	76
	379 Advanced Guitar	16	13	0.05	3.89	117	2,596	1	45
	380 Guitar IV	9	8	0.05	2.19	66	1,460	1	45
	383 Guitar Ensemble I	9	9	0.05	2.19	66	1,460	1	45
	401 Beginning Solo Voice	39	24	0.23	9.07	272	1,210	2	75
	402 Voice II	14	12	0.08	3.32	100	1,231	2	75
	403 Voice III	7	5	0.08	1.62	49	600	2	75
	404 Voice IV	4	4	0.08	0.94	28	348	2	75
	420 Traditional Kulintang Music	20	13	0.20	3.67	110	550	1	40
	430 Concert Band	18	18	0.08	1.74	52	653	1	40

		Census Headcount	End of Term Headcount	FTEF	FTES	WSCH	Load	Sections	Max Enroll	
	450	Jazz Band	7	7	0.08	0.70	21	263	1	40
	470	Choir	11	8	0.18	1.21	36	202	1	80
	665	€ Guitar: Common Chord Progress	16	14	0.06	1.17	35	622	1	30
	665	€ Winter Choral Concert	26	24	0.00	1.99	60	#INF	1	80
	665	€ Voice: Ah Paris!	5	3	0.04	1.13	34	944	1	35
	665	€ Concert Band:MusictoCelebrate	15	14	0.14	1.45	44	318	1	40
	665	€ Piano: Masters' Classic Themes	10	8	0.04	2.43	73	1,794	1	20
	665	€ Jazz Band: Count Basie	10	10	0.08	1.00	30	375	1	40
	690	Special Projects	6	6	0.00	0.28	8	#INF	4	18
OCEN	100	Survey of Oceanography	92	83	0.40	9.97	299	748	2	80
	101	Oceanography Lab/Field Study	19	18	0.16	1.90	57	356	1	20
P.E.	203	Sports Med Clinical Internship	17	13	0.00	0.99	30	#INF	1	30
	301	Intro to Personal Training	80	69	0.40	8.39	252	629	2	70
PHIL	100	Introduction to Philosophy	152	120	0.60	16.02	481	801	3	135
	103	Critical Thinking	136	107	0.60	17.90	537	895	3	135
	240	Introduction to Ethics	40	31	0.20	4.00	120	600	1	45
	280	Intro to Political PHIL-Honors	15	10	0.10	1.50	45	450	1	35
	300	Intro: World Religions-Honors	24	21	0.00	2.40	72	#INF	1	30
PHYS	210	General Physics I	75	65	0.68	18.75	563	827	3	75
	211	General Physics I-Calculus Sup	15	14	0.07	0.50	15	225	1	25
	220	General Physics II	34	27	0.52	7.14	214	412	2	50
	221	Gen Physics II Calculus Sup	5	4	0.07	0.17	5	75	1	25
	250	Physics with Calculus I	55	39	0.52	11.00	330	635	2	50
	270	Physics with Calc. III-Honors	6	5	0.18	1.26	38	210	1	25
		Physics with Calculus III	39	38	0.41	8.19	246	604	2	50
PLSC	115	Comparative Government	40	37	0.20	4.00	120	600	1	45
	130	International Relations	45	40	0.20	4.50	135	675	1	45
	200	Nat'l State & Local Government	56	51	0.20	6.16	185	924	1	45
		National, State & Local Govt	80	67	0.40	8.00	240	600	2	90
	210	American Politics	129	97	0.60	13.50	405	675	3	135
	280	Intro to Political PHIL-Honors	9	6	0.10	0.90	27	270	1	35
	301	Calif State & Urban Government	42	37	0.20	4.20	126	630	1	45
PSYC	100	General Psychology	605	498	2.60	60.52	1,816	698	13	546
	110	Courtship, Marriage & Family	75	64	0.20	6.70	201	1,005	2	145
	171	Quantitative Reasoning in Psyc	74	70	0.40	10.48	315	786	2	90
	200	Developmental Psychology	280	251	0.80	27.87	836	1,045	4	235
	201	Child Development	63	49	0.53	6.53	196	367	5	220
	300	Social Psychology	40	31	0.20	4.00	120	600	1	45
		Social Psychology-Honors	30	27	0.20	3.00	90	450	1	28
	301	Psyc of Personal Development	37	35	0.20	3.70	111	555	1	45
	410	Abnormal Psychology	88	76	0.40	9.26	278	695	2	90
		Abnormal Psychology-Honors	35	32	0.20	3.50	105	525	1	30
R.E.	100	Real Estate Principles	38	32	0.20	4.43	133	665	1	40
	110	Real Estate Practice	22	20	0.20	2.79	84	418	1	40
	130	CA Mort/Loan Broker/Lend	36	32	0.20	3.60	108	540	1	40
READ	826	Reading Improvement	83	56	0.40	8.30	249	623	2	70
	836	Academic Reading Strategies	62	52	0.40	6.20	186	465	2	70
RPTH	400	Patient & Health Care Concerns	25	23	0.13	1.67	50	375	1	28

		Census Headcount	End of Term Headcount	FTEF	FTES	WSCH	Load	Sections	Max Enroll	
	410	Patient Care/Resp. Assessment	26	24	0.29	5.20	156	532	1	28
	420	Application of Cardiopulmonary	26	24	0.20	2.60	78	390	1	28
	450	Respiratory Diseases II	24	24	0.20	2.33	70	350	1	25
	458	Clinical Clerkship III	24	24	0.40	15.36	461	1,152	1	25
	460	Respiratory Critical Care	24	24	0.36	5.53	166	461	2	50
	484	Medical Terminology for RPTH	24	22	0.13	1.60	48	360	1	25
	490	Neonatal/Pediatric/Rehab. Care	24	24	0.15	2.06	62	421	1	25
SGOV	690	Special Project	2	2	0.00	0.07	2	#INF	1	5
SOCI	100	Introduction to Sociology	181	149	0.80	18.87	566	708	4	180
	108	Community Relations	2	2	0.10	0.20	6	60	1	45
	110	Courtship/Marriage/Family	55	46	0.20	4.75	143	713	2	145
	141	Race & Ethnicity	31	24	0.20	3.10	93	465	1	45
	160	Sociology of Sex and Gender	13	8	0.20	1.52	46	228	1	45
	201	Sociology of Health & Medicine	16	12	0.20	1.60	48	240	1	45
	432	Chinese Culture and Society	26	14	0.20	2.60	78	390	1	45
	690	Special Projects	0	0	0.00				1	3
SOSC	160	Women in Transition Seminar	8	5	0.00	0.24	7	#INF	1	25
SPAN	110	Elementary Spanish	71	53	0.50	14.67	440	880	2	75
		Elementary Spanish -Honors	14	11	0.17	2.89	87	521	1	35
	111	Elementary Spanish I	34	30	0.20	5.10	153	765	1	35
	120	Adv Elementary Spanish - Puent	4	3	0.11	0.84	25	229	1	35
		Adv. Elementary Spanish	13	10	0.11	2.73	82	723	1	35
		Advanced Elem. Spanish - Honor	17	16	0.11	3.57	107	974	1	35
	130	Intermediate Spanish	15	14	0.10	2.10	63	630	1	30
		Intermediate Spanish - Honors	9	8	0.10	1.26	38	378	1	30
SPCH	100	Public Speaking	362	296	1.90	38.05	1,142	601	10	320
		Public Speaking - Honors	3	3	0.10	0.30	9	90	1	32
		Public Speaking - Non Native	32	21	0.20	3.20	96	480	1	32
		Public Speaking-Non Native	25	23	0.20	2.92	88	438	1	32
	120	Interpersonal Communication	183	156	1.00	19.19	576	576	5	160
	150	Intercultural Comm. - Astep	42	32	0.20	4.20	126	630	1	21
		Intercultural Communication	59	56	0.40	6.13	184	460	2	64
SURG	441	Surgical Patient Care Concepts	17	15	1.13	14.62	439	387	1	25
	445	Intro to Central Service Tech	25	25	0.45	7.17	215	474	1	25
TCOM	100	Intro. to TCOM and Networks	22	19	0.20	2.57	77	385	1	30
	405	Electrical Fundamentals: TCOM	14	12	0.47	4.29	129	272	1	24
	420	Fundamentals of Signal Trans.	9	8	0.47	2.76	83	175	1	24
	451	PC Configuration and Repair	13	9	0.24	3.99	120	498	1	24
	452	A+ Certification Exam Prep	12	11	0.07	1.60	48	720	1	24
	480	Network Fundamentals (LAN)	35	26	0.20	5.31	159	796	2	49
	482	Introduction to Routers	26	24	0.10	4.07	122	1,222	1	25
	483	Network Switches-Concepts&Apps	24	20	0.10	3.60	108	1,080	1	30
	484	Adv. Routing Concepts & Apps	12	12	0.10	1.88	56	564	1	24
	485	TroubleshootingtheInternetnetwork	15	15	0.10	2.35	71	705	1	30
	486	Network Security	6	6	0.10	1.00	30	300	1	24
	670	Tcom Work Experience	10	10	0.07	1.20	36	540	1	15
TEAM	100	Baseball	31	27	0.30	8.68	260	868	1	35
		Men's Baseball	31	28	0.30	8.68	260	868	1	35

		Census Headcount	End of Term Headcount	FTEF	FTES	WSCH	Load	Sections	Max Enroll		
	111	Beginning Basketball	60	47	0.23	6.00	180	800	3	120	
	112	Basketball: Adv. Comp Strategy	20	18	0.15	2.71	81	542	1	25	
	115	Advanced Basketball	51	46	0.23	5.10	153	680	3	120	
	117	Tournament Basketball	28	26	0.15	3.73	112	747	1	30	
	132	Flag Football	28	24	0.15	2.80	84	560	1	32	
	141	Beginning Soccer	16	16	0.08	1.60	48	640	1	45	
	145	Advanced Soccer	14	14	0.08	1.40	42	560	1	45	
	148	Indoor Soccer	31	29	0.15	3.10	93	620	1	36	
	192	Men's Basketball Theory, Defen	25	23	0.22	3.05	91	422	1	18	
	690	Special Project	9	9	0.00	0.30	9	#INF	1	25	
VAR	110	Varsity Basketball	17	17	0.30	3.01	90	301	2	50	
	150	Varsity Men's Soccer	30	30	0.53	10.00	300	563	1	50	
		Varsity Soccer	10	10	0.00	3.31	99	#INF	1	50	
	200	Varsity Men's Wrestling	19	18	0.53	6.30	189	354	1	40	
		Varsity Wrestling	3	3	0.00	1.00	30	#INF	1	40	
	300	Vars. Women's Basketball	14	14	0.30	2.32	70	232	2	40	
	340	Vars. Women's Volleyball	11	11	0.00	3.34	100	#INF	1	30	
		Varsity Womens Volleyball	6	6	0.50	2.00	60	120	1	30	
	360	Varsity Women's Soccer	25	24	0.53	7.95	239	447	2	60	
Fall 2010	ACTG	100	Accounting Procedures	99	68	0.60	16.25	488	813	3	120
		103	Ten-Key Skills	21	19	0.04	1.18	35	807	1	20
		121	Financial Accounting	232	154	1.34	37.84	1,135	850	5	200
		131	Managerial Accounting	96	75	0.80	16.17	485	606	3	120
		171	Federal Income Tax	39	31	0.25	6.80	204	805	1	40
		172	Business Income Taxes	33	29	0.20	6.60	198	990	1	40
		194	Quickbooks Pro 2007	41	29	0.08	1.37	41	497	1	40
		196	Inter Quickbooks Pro 2007	34	22	0.07	1.13	34	510	1	40
		690	Special Projects	2	0	0.00	0.07	2	#INF	1	5
	ADAP	358	Adapted Strength Development	33	31	0.15	3.52	106	704	1	30
		359	Balance/Functional Movement...	34	32	0.15	3.11	93	623	1	30
	ADMJ	100	Intro to Admin of Justice	80	73	0.40	8.38	251	629	2	90
		108	Community Relations	47	46	0.10	4.70	141	1,410	1	45
		110	Police Report Writing	51	49	0.20	5.10	153	765	1	45
		123	Concepts of Enforcement	48	47	0.20	4.80	144	720	1	45
		135	Narcotics Investigation	46	44	0.20	4.60	138	690	1	45
		670	Cooperative Education	6	5	0.03	0.30	9	270	1	3
	ANTH	110	Cultural Anthropology	126	99	0.60	13.00	390	650	3	135
		125	Physical Anthropology	89	72	0.40	9.29	279	697	2	85
		165	Cross Cultural Sex & Gender	43	37	0.20	4.30	129	645	1	45
		180	Magic, Science & Religion	49	41	0.20	4.90	147	735	1	45
	ARBC	111	Elementary Arabic I	21	17	0.20	3.15	95	473	1	35
	ART	101	History of Art I	81	71	0.40	8.49	255	637	2	90
		102	History of Art II	50	41	0.20	5.00	150	750	1	45
		105	Art of Asia and the Near East	37	30	0.20	3.70	111	555	1	45
			Art of Asia/ Near East	47	25	0.20	4.70	141	705	1	45
		115	Art, Music and Ideas-Honors	27	25	0.10	2.70	81	810	1	45
		201	Form and Composition I	25	20	0.17	8.17	245	1,441	1	35
		202	Form and Composition II	2	2	0.17	0.65	20	115	1	35

		Census Headcount	End of Term Headcount	FTEF	FTES	WSCH	Load	Sections	Max Enroll
204	Drawing I	61	53	0.28	15.91	477	1,685	2	80
205	Drawing II	11	10	0.28	2.59	78	274	2	80
207	Life Drawing	21	19	0.11	3.50	105	926	1	35
208	Portrait Drawing I	15	15	0.09	4.90	147	1,729	1	35
209	Portrait Drawing II	14	14	0.09	4.57	137	1,614	1	35
214	Color	25	20	0.23	4.58	138	607	1	31
221	Painting I	45	42	0.28	12.26	368	1,298	2	66
222	Painting II	10	8	0.28	2.41	72	255	2	66
248	Portraits in Pastel	2	1	0.09	0.65	20	231	1	35
301	Design	28	25	0.17	9.15	274	1,614	1	35
302	Advanced Design	2	2	0.17	0.65	20	115	1	35
351	Photography I	52	44	0.51	13.15	394	773	3	81
352	Photography II	21	20	0.40	5.79	174	438	3	78
353	Photography III	12	12	0.23	3.15	95	417	2	51
354	Color Photography I	21	15	0.11	3.50	105	926	1	27
355	Color Photography II	5	5	0.11	0.83	25	220	1	27
405	Sculpture I	31	26	0.14	7.87	236	1,667	2	70
406	Sculpture II	6	6	0.14	1.36	41	288	2	70
407	Sculpture III: Direct Metal	3	3	0.14	0.68	20	144	2	70
411	Ceramics I	60	55	0.26	19.60	588	2,306	3	105
412	Ceramics II	11	11	0.26	3.59	108	423	3	105
417	Ceramic Glazing Techniques	14	13	0.26	4.57	137	538	3	105
665	Expand Boundaries: Figure Draw	7	7	0.11	1.17	35	309	1	35
665	Patinas for Bronze	6	6	0.09	2.08	62	678	1	35
665	Adv. Techniques: Stone Carving	4	3	0.06	0.67	20	353	1	35
665	Gallery Practicum	6	5	0.00	0.60	18	#INF	1	10
665	Exploring Portraiture	5	5	0.09	1.63	49	576	1	35
667	Ceramics Portfolio	21	20	0.26	6.86	206	807	3	105
690	Special Projects	16	14	0.00	0.67	20	#INF	3	26
ASL	111 American Sign Language I	85	69	0.40	12.62	379	946	2	70
	112 American Sign Language II	32	30	0.20	4.80	144	720	1	35
ASTR	100 Introduction To Astronomy	125	97	0.60	12.95	389	648	3	120
AUTO	665 BAR A6 Alternative Training	29	29	0.10	1.77	53	538	1	26
	665 BAR L1 Alternative Training	26	25	0.10	1.55	47	473	1	26
	665 2009 Smog Check Update	52	52	0.20	1.52	46	228	3	71
	665 Car Care Basics for Women	27	27	0.03	0.35	11	316	1	25
	665 Car Care Basics for Women II	22	21	0.03	0.21	6	192	1	25
	665 2011 Smog Check Update	81	81	0.20	2.41	72	361	3	73
690	Special Projects	1	0	0.00	0.03	1	#INF	1	5
	Special Projects in Automotive	1	1	0.00	0.03	1	#INF	2	10
708	Auto Principles Lab	27	25	0.13	3.15	95	709	1	26
710	Fundamentals: Auto Technology	76	71	0.83	14.77	443	536	3	78
713	Electricity/Electronics	22	22	1.00	17.01	510	510	1	22
718	Clean Air Car II	28	24	0.09	3.33	100	1,153	1	26
721	Steering, Suspension & Brakes	23	22	1.00	17.79	534	534	1	22
725	Toyota Brakes and Chassis	23	22	0.80	12.02	361	451	1	20
727	Toyota Air Conditioning	25	23	0.27	4.37	131	489	1	22
734	Auto Engine Diagnosis & Repair	22	21	1.01	17.01	510	504	1	22

		Census Headcount	End of Term Headcount	FTEF	FTES	WSCH	Load	Sections	Max Enroll
735	Transmissions and Drivelines	19	18	1.04	14.69	441	424	1	22
739	OBDII Evaporative Emission Sys	25	25	0.05	1.89	57	1,059	1	25
751	Auto Engine Performance	29	29	1.00	22.43	673	673	1	30
754	High Performance Engines I	28	25	0.07	2.56	77	1,151	1	24
765	Ignition Systems I	24	22	0.05	1.10	33	658	1	25
769	Head and Valve Service	32	18	0.07	3.02	91	1,236	1	24
771	Automotive Electrical II	22	21	0.07	2.08	62	891	1	24
772	Clean Air Car I	26	22	0.12	2.93	88	713	1	24
773	Automotive Electrical I	20	18	0.10	1.83	55	549	1	24
786	Automotive Air Conditioning I	12	11	0.08	1.13	34	425	1	60
822	Head and Valve Service	0	0	0.07	0.00	0	0	1	24
839	OBDII Evaporative Emission Sys	3	3	0.05	0.21	6	116	1	25
840	Automotive Electrical I	0	0	0.10	0.00	0	0	1	24
842	Basic Clean Air Car I	0	0	0.12	0.00	0	0	1	24
846	Electrical II	0	0	0.07	0.00	0	0	1	24
854	High Performance Engines I	0	0	0.07	0.00	0	0	1	5
860	Automotive Air Conditioning I	3	3	0.08	0.28	9	106	1	60
865	Ignition Systems I	3	3	0.05	0.14	4	82	1	20
BIOL	101 Man in a Biological World	66	53	0.36	15.84	475	1,320	1	60
	110 Principles Of Biology	33	25	0.36	6.60	198	550	1	30
	Principles of Biology	154	128	1.40	31.44	943	674	5	150
	130 Human Biology	242	198	0.80	24.73	742	927	4	230
	140 Animals and Man	89	64	0.40	8.90	267	668	2	90
	150 Intro to Marine Biology	44	30	0.20	4.40	132	660	1	45
	215 Organismal Biology	66	58	0.84	22.44	673	801	2	60
	230 Cell/Molecular Biology	28	23	0.52	8.87	266	512	1	30
	240 General Microbiology	151	102	1.40	37.48	1,124	803	5	150
	250 Human Anatomy	262	214	2.12	65.05	1,952	921	7	210
	260 Intro to Physiology	115	101	1.88	39.98	1,199	638	4	116
	675 Honors Colloq. in Biology	12	11	0.07	0.40	12	180	1	20
	690 Special Projects	12	12	0.00	0.70	21	#INF	3	15
BUS.	100 Introduction to Business	120	96	0.60	12.00	360	600	3	120
	101 Human Relations at Work	37	31	0.20	3.70	111	555	1	40
	103 Intro. to Bus. Info Systems	88	76	0.40	10.52	316	789	2	80
	120 Math Analysis for Business	76	62	0.40	8.27	248	620	2	80
	Math Analysis for Business	24	16	0.20	2.40	72	360	1	40
	123 Statistics	102	72	0.60	10.70	321	535	3	120
	150 Small Business Management	33	17	0.20	3.63	109	545	1	40
	200 Intro International Business	33	25	0.20	3.30	99	495	1	40
	201 Business Law	81	59	0.40	8.46	254	635	2	80
	226 Global Business Negotiation	33	29	0.10	1.65	50	495	1	35
	230 Intro to Intn'l Marketing	29	25	0.10	1.45	44	435	1	35
	249 Intro-Freight Fwd&CustomBroker	20	12	0.20	2.00	60	300	1	35
	258 Broker Services & Regulations	19	14	0.20	1.90	57	285	1	30
	262 Forwarding & Transportation	9	3	0.10	0.90	27	270	1	35
	268 Air Forwarder Ops/Workflow	8	7	0.10	0.80	24	240	1	30

		Census	End of	FTEF	FTES	WSCH	Load	Sections	Max	
		Headcount	Term						Enroll	
			Headcount							
	400	Business English	30	25	0.20	3.00	90	450	1	35
	401	Business Communications	25	18	0.20	2.75	83	413	1	35
	443	Law Office Procedures	3	2	0.10	0.50	15	151	1	30
	485	Medical Terminology	48	43	0.20	2.31	69	347	2	80
	491	Medical Coding CPT	37	25	0.20	6.04	181	907	1	35
	499	Comp.MedicalBilling&InfoMngmt	30	25	0.20	7.10	213	1,065	1	35
	670	Business Work Experience	4	2	0.03	0.27	8	240	1	20
CAOT	100	Beginning Computer Keyboarding	83	71	0.20	5.59	168	838	4	144
	101	Cmputr Keyboarding Skill Build	33	28	0.20	2.63	79	394	4	144
	104	Intro to Computers w/Windows I	68	61	0.20	4.59	138	688	2	70
	105	Intro to Computers Windows II	45	39	0.20	2.20	66	330	2	60
	200	Intro to MS Office Suite	53	47	0.27	4.62	139	520	2	70
		Intro to MS Office Suite - FYE	33	12	0.14	2.20	66	476	1	30
	201	Integration of MS Office Apps	50	40	0.13	2.01	60	453	2	70
	214	Word Processing I: Word	69	59	0.13	4.51	135	1,014	2	75
	215	Word Processing II: Word	71	58	0.27	6.80	204	765	2	75
	222	Bus Presentations I-PowerPoint	38	26	0.07	1.27	38	570	1	40
	223	Bus. Present. II: PowerPoint	37	31	0.07	1.23	37	555	1	40
	225	Spreadsheets I: Excel	79	59	0.13	3.21	96	722	2	75
	226	Spreadsheets II: Excel	81	63	0.27	6.17	185	695	2	75
	230	Database Applications I Access	43	29	0.07	1.43	43	645	1	40
	231	Database Application II Access	18	12	0.13	2.31	69	520	1	40
	301	Maximize Employment Potential	33	26	0.07	1.10	33	495	1	40
	403	HTML & Web Authoring Apps I	60	49	0.20	3.81	114	571	2	75
	404	HTML & Web Authoring Apps II	50	42	0.20	3.11	93	466	2	75
	408	Digital Audio and Video	29	25	0.13	3.30	99	743	1	35
	410	Photoshop Essentials	68	49	0.20	4.16	125	625	2	75
	411	Photoshop Portfolio	54	38	0.20	3.97	119	595	2	75
	412	Flash I	22	11	0.05	1.85	56	1,113	1	35
	413	Flash II	9	4	0.05	0.45	14	270	1	35
	416	Adobe InDesign Essentials	25	12	0.20	2.50	75	375	1	40
	480	Network Fundamentals (LAN)	10	7	0.20	1.52	46	228	2	49
	690	Special Projects	1	0	0.00	0.10	3	#INF	1	5
CHEM	192	Elementary Chemistry	65	36	0.52	13.00	390	750	2	60
	210	General Chemistry I	120	56	1.68	36.00	1,080	643	4	120
	220	General Chemistry II	53	40	0.84	16.40	492	586	2	60
	234	Organic Chemistry I	40	23	0.20	4.00	120	600	1	50
	235	Organic Chemistry II	22	15	0.20	2.20	66	330	1	25
	237	Organic Chemistry Lab I	38	27	0.64	6.71	201	315	2	50
	238	Organic Chemistry Lab II	16	11	0.32	2.83	85	265	1	25
	410	Chem For Health Sciences	148	113	1.33	30.74	922	692	5	150
		Chemistry for Health Sciences	31	26	0.23	6.82	205	903	1	30
CHIN	111	Elementary Chinese I	75	67	0.40	10.88	326	816	2	37
COMB	404	Beginning Shotokan Karate	21	15	0.08	2.24	67	896	1	30
	405	Int. & Adv. Shotokan Karate	11	11	0.08	1.17	35	469	1	30
COMP	155	Computer Program. Visual Basic	18	13	0.20	2.94	88	441	1	30
	412	Flash I	8	4	0.05	0.40	12	240	1	35
	413	Flash II	12	4	0.05	0.60	18	360	1	35

		Census Headcount	End of Term Headcount	FTEF	FTES	WSCH	Load	Sections	Max Enroll	
	451	PC Configuration & Repair	14	12	0.23	4.29	129	552	1	24
	482	Introduction to Routers	3	2	0.10	0.47	14	141	1	25
	483	Network Switches-Concepts/Apps	8	6	0.10	1.20	36	360	1	30
	484	Adv. Routing Concepts & Apps	3	3	0.10	0.45	14	135	1	24
	485	Troubleshooting Internetwork	5	5	0.10	0.75	23	225	1	30
	486	Network Security	3	3	0.10	0.50	15	150	1	24
COOP	670	Vocational Cooperative Ed	499	451	3.55	53.18	1,596	449	12	667
	671	General Cooperative Education	17	17	0.10	1.33	40	400	2	95
COSM	690	Special Projects	0	0	0.00				2	20
	700	COSM Concepts & Practice	56	49	2.57	64.53	1,936	754	2	70
	740	Cosm Concepts/Practice V	54	51	2.24	40.76	1,223	546	2	95
	750	Cosmetology Brush-Up	3	3	0.00	0.69	21	#INF	1	35
	775	Esthetician	27	25	0.89	18.72	562	630	1	35
COUN	100	College Success	165	139	1.00	16.90	507	507	5	155
		College Success - ASTEP	49	41	0.20	4.90	147	735	1	30
		College Success - Puente	31	26	0.20	3.10	93	465	1	40
		College Success - TRIO	33	30	0.20	3.30	99	495	1	35
		College Success ASTEP	47	44	0.20	4.70	141	705	1	30
		College Success EOPS	32	26	0.20	3.22	97	483	1	30
		College Success Kababayan	37	34	0.20	3.70	111	555	1	40
CRER	136	Career Planning	26	22	0.07	0.79	24	356	1	30
	137	Life and Career Planning	89	81	0.60	8.90	267	445	3	90
		Life and Career Planning WIT	28	20	0.20	3.08	92	462	1	30
	650	Athletes Seminar	44	41	0.13	3.37	101	759	1	40
		First Year Experience Seminar	31	27	0.13	2.07	62	465	1	45
		Hermanas Seminar	24	22	0.13	1.68	50	379	1	3
		Hermanos Seminar	27	22	0.13	1.89	57	426	1	3
		Honors Seminar	11	9	0.03	0.17	5	151	1	30
		MESA Seminar	5	4	0.00	0.12	4	#INF	1	120
	665	Deciding on a Major	29	29	0.03	0.37	11	329	1	30
DANC	140	Ballet	33	26	0.15	3.30	99	660	1	35
	152	Cuban Roots of Salsa	27	22	0.15	2.97	89	594	1	60
	164	Tango De La Confiteria	26	25	0.15	3.03	91	607	1	45
	166	Tango de la Guardia Vieja	26	23	0.15	2.60	78	520	1	40
	167	Swing Dance I	21	13	0.04	2.80	84	2,240	1	60
	168	Swing Dance II	5	3	0.04	0.67	20	533	1	60
	169	Swing Dance III	5	5	0.04	0.67	20	533	1	60
	171	Chinese Dance Workout	15	13	0.15	1.50	45	300	1	40
	350	Cardio Dance	124	101	0.45	12.73	382	849	3	135
	390	Dance Composition/Theory/Chore	24	21	0.21	3.76	113	542	1	30
	665	Salsa	35	20	0.15	3.85	116	770	1	40
	665	Beginning Ballroom Dance	14	11	0.04	1.87	56	1,493	1	60
DSKL	825	Assistive Comp Tech - Dragon	9	7	0.00	0.59	18	#INF	2	10
		Assistive Comp Tech - Kurzweil	13	13	0.00	0.79	24	#INF	2	24
		Assistive Comp Tech Kurzweil	12	12	0.00	0.82	25	#INF	1	12
	880	LearningSkills Assess/Advocacy	10	10	0.00	0.32	10	#INF	2	12
ECE.	201	Child Development	167	136	0.60	16.76	503	838	6	265
	210	ECE Principles	32	25	0.20	3.41	102	512	1	40

		Census Headcount	End of Term Headcount	FTEF	FTES	WSCH	Load	Sections	Max Enroll
	ECE. Principles	42	39	0.20	4.90	147	735	1	40
211	Early Child Ed Curriculum	35	34	0.20	3.50	105	525	1	40
	ECE Curriculum	43	38	0.20	4.73	142	710	1	40
212	Child, Family & Community	83	71	0.40	8.69	261	652	2	80
214	Child-Parent Relations	56	46	0.40	5.83	175	437	2	75
223	Infant/Toddler Development	41	30	0.20	4.78	144	718	1	40
241	ECE Admin: Human Relations	42	34	0.20	3.84	115	577	1	40
244	Prekindergarten Learning & Dev	28	19	0.13	1.94	58	436	1	40
260	Children with Special Needs	28	20	0.20	2.80	84	420	1	40
272	Teaching in a Diverse Society	39	38	0.20	4.29	129	644	1	40
273	SupportYoungBilingualLearners	15	13	0.07	0.43	13	192	1	40
314	Health, Safety, Nutrition-ECE	33	32	0.20	3.63	109	545	1	40
335	Handling Behavior	44	32	0.20	4.02	121	604	1	40
360	AdvocacyinEarlyChildhoodField	20	20	0.03	0.50	15	446	1	40
366	Practicum in Early Child. Ed.	30	27	0.41	18.00	540	1,315	2	44
665	Child., Infant, Adult CPR/AED	22	22	0.07	0.27	8	120	2	24
665	SELF - Part I	19	15	0.06	0.46	14	217	1	40
670	ECE Cooperative Education	11	10	0.07	0.93	28	420	1	20
690	Special Projects	2	2	0.00	0.13	4	#INF	1	5
ECON	100 Macro Economics	42	35	0.20	4.62	139	693	1	45
	Principles of Macro Economics	85	74	0.40	8.50	255	638	2	90
	Principles of Macroecon Honors	27	19	0.20	2.97	89	446	1	31
	Principles of Macroeconomics	154	132	0.60	15.40	462	770	3	135
102	Principles of Micro Economics	39	30	0.20	3.90	117	585	1	45
	Principles of Microeconomics	86	78	0.40	8.95	269	671	2	90
EDUC	100 Introduction to Education	31	28	0.20	3.10	93	465	1	35
ELEC	110 Fundamentals of Electronics	22	21	0.34	5.72	172	505	1	24
EMC.	410 Emergency Medical Tech I	44	33	0.89	22.15	664	744	2	50
	425 CPR: Health Care Provider	23	22	0.03	0.34	10	302	1	25
ENGL	100 Composition	623	458	4.71	63.37	1,901	404	22	572
	Composition - Astep	25	23	0.20	2.50	75	375	1	26
	Composition - Honors	28	21	0.32	2.85	86	267	2	46
	Composition - WIT	25	22	0.20	2.75	83	413	1	26
105	Intensive Composition	27	15	0.33	4.59	138	413	1	26
110	Comp, Lit & Crit Think/Honor	9	5	0.12	0.99	30	248	1	26
	Comp, Lit. & Crit. Think-Puent	37	27	0.20	3.70	111	555	1	26
	Comp, Lit. & Crit. Think/Honor	24	20	0.20	2.40	72	360	1	20
	Comp, Lit. & Crit. Think/Kab	32	27	0.20	3.20	96	480	1	26
	Comp, Lit. & Critical Thinking	434	322	2.99	45.21	1,356	454	15	408
161	Creative Writing I	28	25	0.10	2.80	84	840	1	35
162	Creative Writing II	7	6	0.10	0.70	21	210	1	35
165	Critical Thinking/Adv. Comp	23	18	0.20	2.53	76	380	1	26
650	English Supplement for TRIO	31	26	0.20	1.62	49	244	1	40
690	Special Projects	7	7	0.00	0.50	15	#INF	1	15
826	Basic Writing Skills	38	33	0.20	3.80	114	570	1	35
828	Basic Composition and Reading	139	106	1.33	23.40	702	527	4	140
836	Writing Development	33	30	0.25	3.30	99	391	1	26
846	Read & Write Con/ASTEP	37	28	0.33	6.29	189	566	1	26

		Census Headcount	End of Term Headcount	FTEF	FTES	WSCH	Load	Sections	Max Enroll	
		Read & Write Con/Kababayan	38	33	0.33	6.46	194	581	1	26
		Read & Write Con/Puente	31	27	0.33	5.27	158	474	1	31
		Reading & Write Con/Sch Ath	62	56	0.67	10.54	316	474	2	52
		Reading & Writing Connections	354	281	3.76	59.78	1,793	478	11	286
ENVS	100	Intro to Environmental Science	75	67	0.40	7.50	225	563	2	90
	410	Solar Installation/Integration	22	20	0.27	3.77	113	419	1	20
ESOL	400	English Comp-Nonnative Speaker	106	81	1.00	17.80	534	534	3	78
	655	ESL Supplement	98	91	0.20	8.70	261	1,305	1	120
	801	Basic Conversational English	31	27	0.13	2.38	71	535	1	35
	803	Workplace English for ESOL	36	31	0.20	6.60	198	990	1	35
	830	ENGL Spkrs Other Languages III	39	30	0.60	11.70	351	585	1	35
	840	ENGL Spkrs Other Languages IV	73	68	1.20	21.90	657	548	2	70
	853	Int. ESL Listening & Speaking	40	31	0.20	4.00	120	600	1	35
	861	Hi-Beginning ESL Read & Write	28	21	0.27	3.73	112	420	1	35
	862	Pre-Int. ESL Read & Write	28	27	0.27	3.73	112	420	1	30
	863	Int. ESL Reading & Writing	40	27	0.27	5.33	160	600	1	35
	872	Pre-Intermediate ESL Grammar	67	61	0.40	6.70	201	503	2	65
	874	High-Intermediate ESL Grammar	42	32	0.20	4.20	126	630	1	35
FASH	117	Creating A Personal Image	37	30	0.20	4.07	122	611	1	40
	119	Clothing, Culture and Society	50	41	0.10	5.00	150	1,500	1	40
	151	Fashion Merchandising	41	33	0.20	4.10	123	615	1	40
	153	Fashion Apparel	17	16	0.20	1.81	54	272	1	40
	156	Fashion Show Production	28	25	0.20	2.80	84	420	1	40
	690	Special Projects	1	1	0.00	0.10	3	#INF	1	20
FCS	310	Nutrition	120	92	0.60	12.38	371	619	3	120
	690	Individual Study in FCS	3	3	0.00	0.10	3	#INF	1	5
FILI	110	Elementary Filipino	40	36	0.33	8.40	252	756	1	35
	111	Elementary Filipino I	66	51	0.40	9.78	293	733	2	36
FILM	440	Film Study and Appreciation	60	47	0.20	6.60	198	990	1	60
FITN	106	Varsity Conditioning	150	144	1.05	31.40	942	897	4	141
	110	Adult Conditioning	72	65	0.30	7.20	216	720	2	70
	112	Cross Training	28	15	0.15	2.99	90	597	1	32
	116	Body Conditioning	76	69	0.30	7.60	228	760	2	80
	201	Men's Beg Weight Conditioning	34	28	0.08	3.40	102	1,360	1	40
	202	Men's Int. Weight Conditioning	15	15	0.08	1.50	45	600	1	40
	205	Weight Conditioning	170	145	0.75	18.31	549	733	6	300
	301	Spinning	164	121	0.75	16.81	504	673	5	160
	305	Running for Fitness	34	26	0.15	3.40	102	680	1	40
	308	Hiking & Trekking for Fitness	23	20	0.08	1.15	35	460	1	60
	332	Stretching and Flexibility	36	28	0.15	3.60	108	720	1	32
	334	Yoga	138	112	0.45	14.10	423	940	3	150
	335	Pilates	197	158	0.60	20.62	619	1,031	4	200
	400	Fitness Academy	61	43	0.30	3.53	106	353	1	70
	680	Core Fitness Training	26	20	0.15	2.60	78	520	1	25
GEOG	110	Cultural Geography	43	38	0.20	4.30	129	645	1	45
	300	Geographic Information Science	13	13	0.20	1.30	39	195	1	35
GEOL	105	Environmental Earth Science	91	76	0.40	9.10	273	683	2	90
	210	General Geology	29	27	0.36	5.80	174	483	1	30

			Census Headcount	End of Term Headcount	FTEF	FTES	WSCH	Load	Sections	Max Enroll
HIST	100	History Western Civ I	89	71	0.40	9.29	279	697	2	90
	104	World Civilizations I	44	37	0.20	4.40	132	660	1	45
	108	Survey of American History	123	87	0.40	13.03	391	978	2	90
	109	History of Europe Since 1945	44	36	0.20	4.40	132	660	1	45
	201	United States History I	309	234	1.40	31.33	940	671	7	315
	202	United States History II	133	111	0.60	13.71	411	686	3	135
		US History II-Honors	16	15	0.20	1.60	48	240	1	32
	203	The United States Since 1945	54	50	0.20	5.40	162	810	1	45
	235	History of Ethnic Groups in US	36	23	0.20	3.60	108	540	1	45
	240	Hist-Ethnic Groups of CA	38	31	0.20	4.18	125	627	1	45
		History Ethnic Groups-CA	96	85	0.40	10.03	301	752	2	90
		History of Ethnic Groups in CA	54	38	0.20	5.40	162	810	1	45
	300	History of San Francisco	46	36	0.20	4.60	138	690	1	45
	310	California History	237	170	1.00	24.00	720	720	5	215
	420	Survey of Latin American Hist.	47	44	0.20	4.70	141	705	1	45
	430	Early Asian Civilizations	54	43	0.20	5.40	162	810	1	45
	435	History of the Philippines	41	35	0.20	4.10	123	615	1	45
	453	History of China	26	22	0.20	2.60	78	390	1	45
	HSCI	100	General Health Science	42	33	0.20	4.20	126	630	1
130		Human Sexuality	92	72	0.40	9.20	276	690	2	80
484		Medical Terminology	83	77	0.20	8.61	258	1,292	2	80
HUM.	106	Awakening of Individuality	44	38	0.20	5.13	154	770	1	45
INDV	101	Beginning Archery	32	28	0.08	3.20	96	1,280	1	30
	105	Intermediate Archery	9	6	0.08	0.90	27	360	1	30
	121	Beginning Badminton	58	50	0.15	5.80	174	1,160	2	68
	125	Advanced Badminton	18	17	0.15	1.80	54	360	2	68
	169	Golf Swing Analysis	27	23	0.15	2.88	86	576	1	25
	171	Golf: On-Course Playing Lesson	35	35	0.15	3.50	105	700	1	25
	251	Beginning Tennis	28	19	0.10	2.99	90	896	2	60
	253	Intermediate Tennis	13	9	0.10	1.39	42	416	2	60
	255	Advanced Tennis	7	5	0.10	0.75	22	224	2	60
INTD	110	Environmental Design	30	27	0.20	3.50	105	525	1	40
JOUR	110	Mass Media & Society	26	23	0.10	2.60	78	780	1	35
		Mass Media & Society - Honors	16	14	0.10	1.60	48	480	1	35
	300	Newspaper Staff	14	12	0.20	3.17	95	476	1	20
	690	Special Projects	17	15	0.00	0.87	26	#INF	1	15
LEGL	240	Introduction to Law	42	35	0.20	4.62	139	693	1	45
	250	Legal Research	37	29	0.20	4.32	130	648	1	45
	252	Civil & Administrative Process	24	21	0.20	2.64	79	396	1	45
	443	Law Office Procedures	14	7	0.10	3.55	106	1,064	1	30
	671	Paralegal Internship I	21	16	0.20	7.84	235	1,176	1	35
LIT.	111	The Short Story	18	15	0.10	1.98	59	594	1	35
		The Short Story - Honors	10	8	0.10	1.10	33	330	1	35
	265	Asian American Literature	28	19	0.20	2.80	84	420	1	32
	266	Black Literature	27	25	0.20	2.70	81	405	1	35
LSKL	109	Supp.Learn Assist-Elem Algebra	32	28	0.00	2.37	71	#INF	1	40
	110	Directed Experience--Tutoring	12	10	0.20	0.64	19	97	1	20
	800	Supervised Supplemental Instru	245	208	0.00	14.49	435	#INF	1	230

		Census Headcount	End of Term Headcount	FTEF	FTES	WSCH	Load	Sections	Max Enroll	
	803	Supervised Peer Tutoring	275	257	0.00	5.96	179	#INF	1	280
		Supv. Peer Tutoring - MESA	156	156	0.00	40.41	1,212	#INF	1	200
	811	Supp.LearnAssist-Fund. of Math	93	74	0.07	5.26	158	2,364	2	80
	826	Sup. Learning Assist-ENGL 826	37	32	0.00	1.85	56	#INF	1	38
	836	Supp. Learning Assist-ENGL 836	16	15	0.00	0.85	26	#INF	1	30
	853	Writing and Reading Assistance	242	194	0.33	12.26	368	1,102	5	310
MATH	110	Elementary Algebra	315	277	2.33	54.45	1,633	700	7	280
		Elementary Algebra - ASTEP	31	25	0.33	5.17	155	465	1	1
	111	Elementary Algebra I	150	123	0.80	15.27	458	573	5	200
		Elementary Algebra I - WIT	8	6	0.10	0.80	24	240	1	40
		Elementary Algebra I-Puente	16	11	0.10	1.60	48	480	1	40
	112	Elementary Algebra II	121	103	0.60	12.50	375	625	3	120
	120	Intermediate Alg- ASTEP	27	25	0.33	5.58	167	502	1	1
		Intermediate Algebra	472	375	3.33	98.30	2,949	885	10	435
	122	Intermediate Algebra I	68	55	0.40	9.52	286	714	2	80
	123	Intermediate Algebra II	45	32	0.20	6.75	203	1,013	1	40
	130	Trigonometry	159	109	1.07	28.18	845	792	4	160
	200	Probability & Statistics	360	235	2.27	59.12	1,774	782	9	395
		Probability & Statistics:ASTEP	34	29	0.27	6.12	184	688	1	1
		Probability&Statistics-Honors	2	0	0.13	0.35	10	78	1	40
	222	Precalculus	79	57	0.67	16.33	490	735	2	80
	241	Applied Calculus I	43	29	0.50	9.11	273	547	2	80
		Applied Calculus I - Honors	11	9	0.17	2.27	68	409	1	40
	251	Calc./Analytic Geom. I-Honors	5	5	0.17	1.07	32	192	1	40
		Calculus Analytic Geometry I	44	30	0.33	9.09	273	818	1	40
		Calculus/Analytic Geometry I	39	30	0.17	8.32	250	1,497	1	40
	252	Calc/Analytic Geometry II	49	38	0.17	10.13	304	1,822	1	40
		Calculus/Analy Geom II-Honors	16	16	0.17	3.31	99	595	1	40
	253	Calculus Analytic Geometry III	32	24	0.33	6.61	198	595	1	40
	275	Ordinary Differential Equation	20	17	0.20	3.00	90	450	1	40
	650	Math Suppl-Study Skills TRIO	26	22	0.00	1.49	45	#INF	1	80
		Math Supplement-TRIO	21	19	0.13	1.18	36	267	1	40
	690	Special Projects	0	0	0.00				1	10
	811	Fundamentals of Math	223	176	1.67	47.26	1,418	851	5	180
MUS.	100	Fundamentals of Music	170	145	0.60	17.00	510	850	3	148
	111	Musicianship I	18	11	0.20	1.80	54	270	1	35
	115	Music, Art and Ideas-Honors	15	13	0.10	1.50	45	450	1	45
	202	Music Appreciation	193	152	0.80	19.67	590	738	4	180
	204	Music History	37	27	0.20	3.70	111	555	1	45
	250	World Music	47	41	0.20	4.70	141	705	1	60
	275	History of Jazz	39	24	0.20	3.90	117	585	1	45
	290	Intro to MIDI Music	16	11	0.20	3.95	118	582	1	25
	301	Piano I	84	61	0.75	19.89	597	792	5	110
	302	Piano II	14	11	0.14	3.34	100	723	3	65
	303	Piano III	4	4	0.11	0.94	28	269	2	45
	304	Piano IV	11	9	0.14	2.66	80	575	3	65

		Census Headcount	End of Term Headcount	FTEF	FTES	WSCH	Load	Sections	Max Enroll
377	Beginning Guitar	72	49	0.27	15.18	455	1,686	3	105
378	Intermediate Guitar	12	7	0.27	2.67	80	297	3	105
379	Advanced Guitar	16	16	0.06	3.89	117	1,947	1	45
380	Guitar IV	4	2	0.06	0.97	29	487	1	45
383	Guitar Ensemble I	9	8	0.06	2.19	66	1,097	1	45
401	Beginning Solo Voice	50	31	0.23	11.63	349	1,551	2	75
402	Voice II	11	9	0.09	2.59	78	864	2	75
403	Voice III	1	1	0.05	0.24	7	162	1	40
404	Voice IV	8	7	0.09	1.91	57	638	2	75
420	Traditional Kulintang Music	14	11	0.18	3.17	95	529	1	40
430	Concert Band	18	17	0.08	1.74	52	653	1	40
450	Jazz Band	10	9	0.08	1.00	30	375	1	40
470	Choir	15	13	0.09	1.65	50	550	1	80
665	Concert Band:MusictoCelebrate	14	14	0.08	1.35	41	508	1	40
665	Piano: Masters' Classic Themes	5	4	0.03	1.22	37	1,083	1	20
665	Jazz Band: Count Basie	11	11	0.08	1.10	33	413	1	40
667	Piano: Romantic Period	0	0	0.05	0.00	0	0	1	25
667	Choir:Tom. WillBeMyDancingDay	22	18	0.09	2.42	73	807	1	80
667	Voice: Theatrical Production	10	10	0.05	2.27	68	1,511	1	35
667	Guitar: Blues Backup	23	19	0.06	1.69	51	894	1	30
667	More Piano Classics	1	1	0.00	0.30	9	#INF	1	20
690	Special Projects	5	5	0.00	0.38	11	#INF	2	8
OCEN	100 Survey of Oceanography	93	78	0.40	9.75	293	731	2	80
	101 Oceanography Lab/Field Study	20	20	0.16	2.20	66	413	1	20
P.E.	203 Sports Med Clinical Internship	11	8	0.00	1.33	40	#INF	1	20
	301 Intro to Personal Training	68	49	0.40	7.06	212	530	2	72
PHIL	100 Introduction to Philosophy	140	113	0.60	14.80	444	740	3	135
	103 Critical Thinking	129	104	0.60	18.43	553	922	3	135
	160 History/Philosophy-Anc/Medievl	45	38	0.20	4.50	135	675	1	45
	240 Introduction to Ethics	44	33	0.20	4.40	132	660	1	45
PHYS	210 General Physics I	80	68	0.68	16.28	488	718	3	75
	211 General Physics I-Calculus Sup	12	10	0.07	0.40	12	180	1	25
	220 General Physics II	35	30	0.52	7.16	215	413	2	50
	221 Gen Physics II Calculus Sup	7	5	0.07	0.23	7	105	1	25
	250 Physics with Calculus I	53	48	0.52	10.60	318	612	2	50
	270 Physics with Calc. III-Honors	14	14	0.18	2.80	84	467	1	25
	Physics with Calculus III	15	11	0.18	3.00	90	500	1	25
PLSC	115 Comparative Government Honors	27	23	0.20	2.70	81	405	1	31
	130 International Relations	50	45	0.20	5.00	150	750	1	45
	200 Nat'l State & Local Government	52	41	0.20	5.72	172	858	1	45
	National, State & Local Govt	97	69	0.40	9.70	291	728	2	90
	210 American Politics	142	116	0.60	14.95	449	748	3	135
	301 Calif State & Urban Government	43	37	0.20	4.30	129	645	1	45
PSYC	100 General Psychology	596	491	2.60	60.49	1,815	698	13	546
	110 Courtship, Marriage & Family	58	52	0.10	5.80	174	1,740	1	100
	171 Quantitative Reasoning in Psyc	73	71	0.40	10.57	317	793	2	90
	200 Developmental Psychology	212	192	0.80	22.49	675	843	4	235
	Developmental Psychology-Honor	29	29	0.20	2.90	87	435	1	31

		Census Headcount	End of Term Headcount	FTEF	FTES	WSCH	Load	Sections	Max Enroll	
	201	Child Development	114	92	0.60	11.52	346	576	6	265
	300	Social Psychology	44	38	0.20	4.40	132	660	1	45
		Social Psychology-Honors	30	25	0.20	3.00	90	450	1	31
	301	Psyc of Personal Development	33	26	0.20	3.63	109	545	1	45
	410	Abnormal Psychology	90	75	0.40	9.75	293	731	2	90
R.E.	100	Real Estate Principles	27	22	0.20	2.97	89	446	1	40
	110	Real Estate Practice	22	20	0.20	2.57	77	385	1	40
	130	CA Mort/Loan Broker/Lend	21	18	0.20	2.31	69	347	1	40
READ	826	Reading Improvement	39	36	0.20	3.90	117	585	1	35
	836	Academic Reading Strategies	36	29	0.20	3.60	108	540	1	35
RPTH	400	Patient & Health Care Concerns	27	26	0.13	1.80	54	405	1	28
	410	Patient Care/Resp. Assessment	27	26	0.29	4.50	135	460	1	28
	420	Application of Cardiopulmonary	27	26	0.20	2.70	81	405	1	28
	450	Respiratory Diseases II	20	20	0.20	1.94	58	291	1	25
	458	Clinical Clerkship III	20	20	0.47	12.80	384	823	1	25
	460	Respiratory Critical Care	20	20	0.36	4.34	130	362	1	25
	484	Medical Terminology for RPTH	24	24	0.13	1.60	48	360	1	25
	490	Neonatal/Pediatric/Rehab. Care	20	20	0.15	1.52	46	312	1	25
SOCI	100	Introduction to Sociology	172	125	0.80	17.56	527	659	4	180
	108	Community Relations	2	2	0.10	0.20	6	60	1	45
	110	Courtship/Marriage/Family	52	44	0.10	5.20	156	1,560	1	100
	141	Race & Ethnicity	38	22	0.20	3.80	114	570	1	45
	142	Filipina/o Community Issues	35	29	0.20	3.50	105	525	1	45
	201	Sociology of Health & Medicine	15	12	0.20	1.50	45	225	1	45
SOSC	160	Women in Transition Seminar	12	8	0.00	0.37	11	#INF	1	25
SPAN	110	Elementary Spanish	81	67	0.50	16.74	502	1,004	2	75
		Elementary Spanish -Honors	14	12	0.17	2.89	87	521	1	35
	112	Elementary Spanish II	30	20	0.20	4.20	126	630	1	35
	120	Adv. Elementary Spanish	19	15	0.17	3.99	120	718	1	35
		Advanced Elem. Spanish - Honor	18	16	0.17	3.78	113	680	1	35
	130	Intermediate Spanish	19	16	0.10	2.66	80	798	1	30
		Intermediate Spanish - Honors	7	7	0.10	0.98	29	294	1	30
SPCH	100	Public Speaking	388	307	2.20	40.62	1,219	554	11	352
	120	Interpersonal Communication	201	172	1.20	21.28	638	532	6	192
	150	Intercultural Comm/Astep	44	28	0.20	4.40	132	660	1	20
		Intercultural Communication	31	30	0.20	3.10	93	465	1	32
SURG	441	Surgical Patient Care Concepts	20	19	0.98	17.47	524	535	1	25
	445	Intro to Central Service Tech	24	23	0.48	6.40	192	400	1	24
TCOM	451	PC Configuration and Repair	15	13	0.23	4.60	138	591	1	24
	452	A+ Certification Exam Prep	17	13	0.07	2.72	82	1,223	1	24
	480	Network Fundamentals (LAN)	39	29	0.20	5.91	177	887	2	49
	482	Introduction to Routers	24	22	0.10	3.76	113	1,128	1	25
	483	Network Switches-Concepts&Apps	18	16	0.10	2.70	81	810	1	30
	484	Adv. Routing Concepts & Apps	17	13	0.10	1.98	60	595	1	24
	485	TroubleshootingtheInternetnetwork	21	19	0.10	3.15	95	945	1	30
	486	Network Security	6	6	0.10	1.00	30	300	1	24
	670	Tcom Work Experience	10	10	0.07	1.23	37	555	1	15
TEAM	100	Baseball	33	27	0.30	10.23	307	1,023	1	35

		Census Headcount	End of Term Headcount	FTEF	FTES	WSCH	Load	Sections	Max Enroll
	Men's Baseball	29	28	0.30	9.09	273	909	1	31
	111 Beginning Basketball	66	57	0.23	6.60	198	880	3	104
	112 Basketball: Adv. Comp Strategy	27	23	0.15	3.70	111	741	1	25
	115 Advanced Basketball	39	32	0.23	3.90	117	520	3	104
	117 Tournament Basketball	23	18	0.15	3.07	92	613	1	30
	132 Flag Football	32	28	0.15	3.20	96	640	1	32
	141 Beginning Soccer	21	20	0.08	2.10	63	840	1	45
	145 Advanced Soccer	10	9	0.08	1.00	30	400	1	45
	148 Indoor Soccer	39	38	0.15	4.16	125	832	1	36
	192 Men's Basketball Theory, Defen	26	23	0.22	4.83	145	669	1	5
	690 Special Project	14	14	0.00	0.47	14	#INF	1	25
VAR	110 Varsity Basketball	21	21	0.30	3.96	119	396	2	50
	150 Varsity Men's Soccer	22	22	0.53	7.33	220	413	1	50
	Varsity Soccer	6	6	0.00	2.00	60	#INF	1	50
	200 Varsity Men's Wrestling	24	24	0.53	8.00	240	450	1	40
	Varsity Wrestling	7	7	0.00	2.35	70	#INF	1	40
	300 Vars. Women's Basketball	22	22	0.30	4.34	130	434	2	40
	340 Vars. Women's Volleyball	11	11	0.00	3.65	109	#INF	1	30
	Varsity Womens Volleyball	4	4	0.50	1.33	40	80	1	30
	360 Varsity Women's Soccer	25	22	0.53	8.02	240	451	2	60
WELL	665 Intro to Herbal Medicine	35	35	0.03	0.53	16	480	1	30
	665 Self-Help Stress Reduction	34	33	0.03	0.50	15	453	1	30
	665 Intro-Face/Decollete Massage	22	22	0.03	0.34	10	302	1	20
	665 Intro to Hand Massage	26	26	0.03	0.40	12	357	1	20
	665 Intro to Foot Massage	19	19	0.03	0.29	9	261	1	20
	785 Spa Technician Training	17	13	0.63	7.93	238	380	1	15
	880 Intro to "Wholistic" Health	38	22	0.20	3.80	114	570	1	35
	880 Intro to Massage Therapy	21	16	0.25	3.36	101	398	1	12
Spring 2007	ACTG 100 Accounting Procedures	184	129	1.00	26.44	793	793	5	200
	121 Financial Accounting	126	83	0.80	21.29	639	798	4	160
	131 Managerial Accounting	74	60	0.40	9.87	296	740	2	80
	172 Business Income Taxes	26	17	0.20	4.59	138	689	1	30
	194 Intro. Quickbooks/Quickbks Pro	35	35	0.07	1.17	35	525	1	30
	196 Inter Quickbooks/Quickbks.-Pro	29	29	0.07	0.97	29	435	1	30
	197 Computerized Acctg. Peachtree	19	12	0.10	1.25	37	373	1	25
	690 Special Projects	2	2	0.00	0.13	4	#INF	1	7
ADMJ	100 (CP1)Intro to Admin of Justice	26	22	0.20	2.60	78	390	1	45
	Intro to Admin of Justice	45	21	0.20	4.50	135	675	1	45
	104 Concepts of Criminal Law	49	40	0.10	4.90	147	1,470	1	45
	106 Legal Aspects of Evidence	35	27	0.10	3.50	105	1,050	1	45
	120 Criminal Investigation	44	37	0.10	4.40	132	1,320	1	45
	125 Juvenile Procedures	44	33	0.20	4.40	132	660	1	45
	180 Criminal Identification	18	12	0.20	1.80	54	270	1	45
ANTH	110 Cultural Anthropology	79	61	0.40	7.90	237	593	2	90
	Cultural Anthropology-Honors	16	14	0.20	1.60	48	240	1	28
	125 Physical Anthropology	45	37	0.20	4.50	135	675	1	40
	150 Introduction to Archaeology:	14	9	0.20	1.40	42	210	1	45
	360 Indians Of North America	17	12	0.20	1.70	51	255	1	45

			Census Headcount	End of Term Headcount	FTEF	FTES	WSCH	Load	Sections	Max Enroll
ARBC	111	Elementary Arabic I	22	13	0.20	2.93	88	440	1	35
	112	Elementary Arabic II	23	20	0.20	3.07	92	460	1	35
ART	101	History of Art I	49	36	0.40	4.90	147	368	2	75
	102	History Of Art II	26	20	0.20	2.60	78	390	1	45
	120	Art of the Americas	30	22	0.20	3.00	90	450	1	45
	130	Art Appreciation	68	51	0.40	7.10	213	533	2	90
	204	Drawing I	43	30	0.28	11.23	337	1,204	2	70
	205	Drawing II	4	3	0.28	0.93	28	100	2	70
	207	Life Drawing	9	7	0.17	2.70	81	476	1	35
	208	Portrait Drawing I	29	25	0.19	7.97	239	1,262	2	70
	209	Portrait Drawing II	7	7	0.19	1.90	57	303	2	70
	214	Color	15	13	0.19	2.63	79	415	2	70
	221	Painting I	23	21	0.19	5.43	163	867	2	70
	222	Painting II	10	6	0.19	1.67	50	266	2	70
	248	Portraits in Pastel	4	4	0.19	1.20	36	191	2	70
	301	Design	21	16	0.17	6.30	189	1,112	1	35
	302	Advanced Design	3	2	0.17	0.90	27	162	1	35
	351	Photography I	43	37	0.34	11.23	337	991	2	54
	352	Photography II	11	6	0.22	2.97	89	399	2	54
	353	Photography III	7	7	0.22	1.83	55	246	2	54
	354	Color Photography I	23	14	0.22	5.03	151	676	2	54
	355	Color Photography II	6	3	0.22	1.53	46	206	2	54
	405	Sculpture I	11	9	0.14	2.69	81	577	2	70
	406	Sculpture II	12	12	0.14	2.85	86	611	2	70
	407	Sculpture III: Direct Metal	0	0	0.14	0.00	0	0	2	70
	411	Ceramics I	42	40	0.17	12.60	378	2,224	2	70
	412	Ceramics II	8	8	0.17	2.40	72	424	2	70
	417	Ceramic Glazing Techniques	5	4	0.17	1.50	45	265	2	70
	665	FundamentalDigital Photography	25	15	0.09	1.43	43	476	1	27
SA		Fundamentals-Digital Photo	20	12	0.11	1.33	40	353	1	27
	665S	Black & White Photo Lab	11	10	0.14	1.10	33	236	1	27
	665S	Basic Lighting Techniques	16	12	0.09	0.91	27	305	1	27
	665S	Gallery Practicum	6	5	0.14	0.60	18	129	1	10
	665S	Advanced Life Drawing	4	4	0.17	1.20	36	212	1	35
	665S	Behind the Face	7	6	0.07	1.63	49	655	1	35
	665S	Intensive Painting Studio	12	11	0.07	0.36	11	153	1	30
	665S	Sculpture:Lost Wax Bronze Cast	10	10	0.08	3.10	93	1,116	1	35
	665S	Sculpture:Figurative Sculpture	7	6	0.06	1.59	48	840	1	35
	665S	Ceramics	10	10	0.17	3.00	90	529	2	70
	665S	Exploring Portraiture	4	3	0.11	1.20	36	318	1	35
	690	Special Projects	23	21	0.00	0.57	17	#INF	6	65
ASL	111	American Sign Language I	65	52	0.40	8.99	270	674	2	70
	112	American Sign Language II	20	16	0.20	2.67	80	400	1	35
ASTR	100	Introduction To Astronomy	29	24	0.20	2.90	87	435	1	55
AUTO	665	Smog Check Update 2007	23	20	0.07	0.61	18	274	1	22
SA		Smog Check Update 2007	231	229	0.67	6.83	205	307	10	246
	665S	Electric & Hybrid Vehicles	16	13	0.07	0.73	22	313	1	26
	665S	SCT: Enhanced Clean Air Car	20	20	0.07	0.91	27	392	1	26

		Census Headcount	End of Term Headcount	FTEF	FTES	WSCH	Load	Sections	Max Enroll
	665E Evaporative Emissions Systems	19	19	0.05	0.58	17	372	1	24
	665E BAR A6 Alternative Training	16	14	0.09	0.81	24	260	1	26
	665E BAR A8 Alt. Engine Performance	20	19	0.09	0.91	27	294	1	28
	665E BAR L1 Alternative Training	28	28	0.09	1.34	40	431	1	26
	665E Advanced Lab Scope (DSO)	16	15	0.07	0.47	14	212	1	26
	670 Automotive Work Experience	6	6	0.03	0.20	6	180	1	10
	690 Special Projects	1	1	0.00	0.10	3	#INF	2	15
	Special Projects In Auto	4	3	0.00	0.28	9	#INF	4	80
	706 Toyota Engines	20	17	0.43	6.17	185	434	1	24
	707 Toyota Transmissions	16	16	0.59	6.36	191	322	1	24
	708 Auto Principles Lab	22	19	0.15	2.05	62	420	1	26
	710 Fundamentals Auto Mechanics	30	24	0.28	6.60	198	707	1	26
	Fundamentals of Auto Mechanics	29	25	0.28	6.38	191	684	1	26
	713 Electricity/Electronics	23	23	1.00	16.87	506	506	1	24
	721 Steering, Suspension & Brakes	23	22	1.00	16.87	506	506	1	24
	734 Auto Engine Diagnosis & Repair	22	22	1.00	16.13	484	484	1	24
	735 Trans/Drive Trains Diag/Repair	18	15	1.00	12.96	389	389	1	24
	752 Advanced Engine Performance	27	27	1.00	19.44	583	583	1	27
	758 Auto Computer Controls	13	12	0.09	1.70	51	548	1	22
	761 Automotive Brakes II	11	11	0.05	0.55	17	332	1	22
	765 Ignition Systems I	18	17	0.05	0.91	27	543	1	24
	768 OnBoard Diagnostics II(OBDII)	18	18	0.09	2.36	71	758	1	26
	772 Clean Air Car I	20	20	0.10	2.13	64	640	1	24
	777 Automatic Transmissions I	16	16	0.10	1.61	48	483	1	27
	778 Manual Transmissions I	11	11	0.07	1.11	33	475	1	24
	779 Block Service	21	20	0.07	2.11	63	906	1	24
	792 Automotive Chassis I	11	10	0.10	1.11	33	332	1	24
	823 Block Service	4	4	0.07	0.37	11	157	1	24
	832 Automatic Transmissions I	0	0	0.10	0.00	0	0	1	27
	842 Clean Air Car I	0	0	0.10	0.00	0	0	1	25
	853 Automotive Chassis I	4	4	0.10	0.35	10	105	1	24
	858 Auto Computer Controls	1	1	0.09	0.11	3	37	1	22
	861 Automotive Brakes II	1	1	0.05	0.05	1	27	1	22
	865 Ignition Systems I	1	1	0.05	0.00	0	0	1	24
	868 OnBoard Diagnostics II(OBDII)	2	2	0.09	0.23	7	73	1	26
	878 Manual Transmissions I	1	1	0.07	0.10	3	43	1	24
BIOL	101 Man In A Biological World	51	39	0.52	10.20	306	588	1	60
	110 Principles Of Biology	110	94	1.24	25.67	770	621	4	120
	130 Human Biology	177	142	0.60	18.21	546	911	3	180
	150 Intro To Marine Biology	47	43	0.20	4.70	141	705	1	55
	215 Organismal Biology	33	27	0.52	11.00	330	635	1	30
	230 Intro To Cell Biology	24	23	0.52	7.20	216	415	1	30
	Introduction to Cell Biology	25	23	0.26	7.50	225	865	1	30
	240 General Microbiology	93	79	0.88	22.92	688	781	3	90
	250 Human Anatomy	218	171	1.76	52.75	1,583	899	6	180
	260 Intro To Physiology	58	43	0.94	19.33	580	617	2	60

		Census Headcount	End of Term Headcount	FTEF	FTES	WSCH	Load	Sections	Max Enroll
	Intro to Physiology	27	24	0.42	9.00	270	643	1	30
	415 Intro to Biotech Training	20	17	0.88	10.13	304	345	1	20
	422 Foundations of Biotechnology	18	15	0.07	0.55	16	247	1	30
	426 Genetic Engineering	17	13	0.07	0.52	16	233	1	30
	430 Introduction to Immunology	26	24	0.07	0.79	24	356	1	30
	690 Special Projects	2	1	0.00	0.13	4	#INF	2	10
BUS.	100 Introduction To Business	73	59	0.40	7.65	230	574	2	80
	101 Human Relations at Work	24	20	0.20	2.40	72	360	1	40
	103 Intro Bus. Information Sys.	62	50	0.40	7.33	220	550	2	80
	Intro. Bus. Information Sys.	36	26	0.20	3.60	108	540	1	40
	107 Dealing with Difficult People	19	14	0.07	0.65	20	293	1	40
	120 Math Analysis For Bus.	105	81	0.60	14.38	431	719	3	120
	123 Statistics	93	66	0.60	11.13	334	557	3	115
	150 Small Business Management	17	15	0.20	1.70	51	255	1	40
	153 Planning A Business Startup	19	12	0.20	1.90	57	285	1	35
	181 Personal Power & Leadership	17	11	0.10	0.78	23	233	1	30
	201 Business Law	67	56	0.40	6.70	201	503	2	80
	245 Intro to Customs Brokerage	11	9	0.10	0.57	17	170	1	30
	279 Import/Export Management	12	11	0.10	0.62	19	185	1	30
	400 Business English	19	13	0.20	2.53	76	380	1	35
	401 Business Communications	20	14	0.20	2.00	60	300	1	35
	443 Law Office Procedures	4	4	0.10	0.84	25	252	1	40
	485 Medical Terminology	34	29	0.10	3.40	102	1,020	1	60
	486 Medical Transcription	11	8	0.21	2.93	88	413	1	30
	487 Medical Transcriber Internship	2	1	0.00	0.53	16	#INF	1	20
	670 Business Work Experience	26	23	0.20	2.53	76	380	1	15
CAOT	100 Beginning Computer Keyboarding	80	59	0.21	4.38	131	636	4	126
	101 Cmputr Keyboarding Skill Build	13	11	0.05	1.08	32	606	1	20
	Computer Keyboarding	20	15	0.15	0.72	22	141	2	62
	104 Intro Computers w/Windows	30	22	0.10	1.83	55	549	1	30
	Intro to Computers w/Windows I	37	29	0.10	2.26	68	677	1	30
	105 Intro to Computers w/WindowsII	19	19	0.09	0.87	26	285	1	30
	200 Intro - Microsoft Office Suite	18	18	0.13	1.20	36	270	1	30
	Intro- Microsoft Office Suite	19	17	0.13	1.99	60	448	1	32
	201 Integration of MS Office Apps	20	20	0.07	0.67	20	300	1	30
	214 Word Processing I: Word	42	38	0.07	1.35	41	609	2	65
	215 Word Processing II: Word	37	33	0.27	3.47	104	391	2	65
	221 Desktop Publishing:MSPublisher	19	19	0.10	0.95	29	285	1	35
	222 Bus Presentations I:PowerPoint	29	29	0.07	0.97	29	435	1	35
	223 Bus. Present II: PowerPoint	17	17	0.07	0.57	17	255	1	30
	225 Spreadsheets I: Excel	18	17	0.07	2.19	66	987	1	30
	Spreadsheets I: Excel	59	55	0.13	2.70	81	607	2	65
	226 Spreadsheets II: Excel	50	48	0.27	4.17	125	469	2	65
	230 Database Apps I: Access	35	24	0.07	1.17	35	525	1	35
	231 Database Apps II: Access	18	18	0.13	1.20	36	270	1	35
	301 Maximize Employment Potential	25	25	0.07	0.83	25	375	1	30
	400 Internet I	23	16	0.10	1.31	39	394	1	30
	403 HTML & Web Authoring Apps. I	20	19	0.10	1.33	40	400	1	30

		Census Headcount	End of Term Headcount	FTEF	FTES	WSCH	Load	Sections	Max Enroll
	HTML Apps & Web Authoring I	21	21	0.10	1.05	32	315	1	30
404	HTML & Web Authoring Apps II	33	32	0.20	2.11	63	317	2	60
408	Digital Audio and Video	14	11	0.13	1.60	48	360	1	30
410	Photoshop Basics	57	48	0.13	2.48	74	558	2	65
411	Photoshop for the Web	41	36	0.13	1.61	48	363	2	65
412	Flash I	10	10	0.05	0.50	15	300	1	30
413	Flash II	8	8	0.05	0.40	12	240	1	30
480	Network Fundamentals (LAN)	8	5	0.10	1.15	34	344	1	30
665	Create & Use Excel Spreadsheet	25	25	0.03	0.29	9	257	1	30
690	Special Proj: Office Ad.	0	0	0.00				2	10
	Special Projects	1	1	0.00	0.03	1	#INF	2	10
CHEM	112 Chemistry in Action	25	21	0.36	6.08	183	507	1	30
	192 Elementary Chemistry	60	34	0.52	14.00	420	808	2	60
	210 General Chemistry I	88	56	1.16	29.33	880	759	3	90
	220 General Chemistry II	33	26	0.84	11.00	330	393	2	55
	235 Organic Chemistry II	19	16	0.20	1.90	57	285	1	25
	238 Organic Chemistry Lab II	18	15	0.32	3.33	100	313	2	48
	410 Chem For Health Sciences	93	68	0.68	21.70	651	957	3	90
	690 Special Projects	0	0	0.00				1	5
CHIN	112 Elementary Chinese II	50	35	0.44	6.83	205	464	2	70
COMB	301 Beginning Wrestling	19	18	0.08	1.90	57	760	1	30
	302 Intermediate Wrestling	11	10	0.08	1.10	33	440	1	30
	404 Beginning Shotokan Karate	16	15	0.08	1.60	48	640	1	35
	405 Int. & Adv. Shotokan Karate	8	8	0.08	0.80	24	320	1	35
COMP	155 Computer Program VISUAL BASIC	14	12	0.20	2.10	63	315	1	25
	250 Programming Methods I: C++	14	9	0.20	2.80	84	420	1	25
	315 Managing Linux-Based Internet	4	4	0.05	0.44	13	264	1	25
	316 Managing Linux-Based Intra-net	5	5	0.05	0.55	17	330	1	25
	355 Introduction to Oracle - SQL	9	4	0.20	1.80	54	270	1	25
	412 Flash I	6	6	0.05	0.30	9	180	1	30
	413 Flash II	7	7	0.05	0.35	11	210	1	30
	451 PC Configuration & Repair	8	5	0.23	2.40	72	309	1	24
	481 Network Systems Administration	4	3	0.10	0.57	17	172	1	30
	486 Network Security	5	3	0.10	0.50	15	150	1	30
COOP	670 Vocational Cooperative Ed	402	347	2.77	44.97	1,349	488	11	449
	671 General Cooperative Education	11	9	0.10	0.90	27	270	1	40
COSM	690 Special Projects	1	0	0.00	0.00	0		2	10
	700 Cosm Concepts/Practice I	28	27	1.67	15.85	475	285	3	50
	710 Cosm Concepts/Practice II	26	25	0.70	13.49	405	578	2	50
	720 Cosm Concept/Practice III	15	14	0.30	8.00	240	800	1	35
	Cosm Concepts/Practice III	11	11	0.30	5.87	176	587	1	35
	730 Cosm Concepts/Practice IV	54	51	0.37	7.41	222	595	2	80
	740 Cosm Concepts/Practice V	62	62	0.72	42.99	1,290	1,783	3	80
	775 Cosmetician/Esthetician	25	22	0.73	16.67	500	688	1	26
	785 Spa Technician Training	11	8	0.65	4.40	132	202	1	15
COUN	100 College Success	84	75	0.60	8.40	252	420	3	90
CRER	136 Career Planning	29	24	0.13	0.94	28	212	2	60
	137 Life And Career Planning	29	22	0.20	2.90	87	435	1	30

		Census Headcount	End of Term Headcount	FTEF	FTES	WSCH	Load	Sections	Max Enroll	
	Life and Career Planning	63	55	0.40	6.30	189	473	2	60	
	Life and Career Planning-WIT	17	14	0.20	1.70	51	255	1	30	
410	Coll. & Car. Ori - GEPP (DSPS)	18	18	0.00	0.02	0	#INF	1	140	
	College & Career Ori - EYH	12	12	0.00	0.14	4	#INF	1	175	
	College and Career Ori - GEPP	266	266	0.00	0.00	0		3	347	
	College and Career Orientation	18	18	0.13	1.10	33	247	1	30	
650	ASTEP Seminar	23	21	0.13	1.53	46	345	1	30	
	College Seminar	11	11	0.03	0.15	5	137	1	30	
	MESA Seminar	11	10	0.07	0.34	10	152	1	90	
665	Deciding on a Major	17	17	0.03	0.26	8	233	1	30	
665	Transfer Power	26	26	0.03	0.20	6	178	1	30	
665	Careers In Teaching	26	26	0.03	0.26	8	233	1	30	
665	Up Your Self-Esteem	19	19	0.03	0.29	9	261	1	30	
665	Anxiety Management	15	15	0.02	0.23	7	411	1	40	
665	Coping With Depression	10	10	0.02	0.17	5	301	1	40	
665	Anger Management	16	16	0.02	0.21	6	383	1	40	
DANC	140 Ballet	24	19	0.15	2.40	72	480	1	25	
	161 Tango Argentino	54	47	0.15	5.40	162	1,080	1	60	
	162 Tango Milonga	32	31	0.15	3.20	96	640	1	40	
	163 Tango Buenos Aires	25	25	0.15	2.50	75	500	1	25	
	350 Aerobic Dance	60	41	0.30	6.91	207	691	2	70	
	665	Flamenco	9	4	0.08	0.48	14	192	1	40
	665	Salsa	39	18	0.15	5.59	168	1,118	1	54
	665	Roots of Salsa	24	20	0.15	3.36	101	672	1	40
	665	Afro/Brazilian Dance Workout	29	22	0.15	4.35	131	870	1	40
	665	Chinese Dance	21	18		3.01	90	1	45	
	665	Beginning Ballroom	32	27	0.08	2.99	90	1,195	1	40
	665	Introduction to Swing Dancing	16	14	0.08	1.49	45	597	1	40
DSKL	811 Differential Learning Skills	8	8	0.03	0.08	2	70	1	7	
	Differential Learning Skills	19	17	0.17	0.24	7	44	5	21	
	Differential Learning Skills A	7	6	0.07	0.10	3	44	2	14	
	820 Computer-Based Cognitive Re-tr	6	5	0.13	0.30	9	67	1	10	
	821 Develop of Self-Advocacy Skill	24	23	0.07	0.37	11	165	2	60	
	880	Assisstive Computer Technology	27	25	0.10	1.49	45	434	1	30
ECE.	201 Child Development	85	58	0.40	9.08	273	681	4	175	
	210 Early Child Ed Principles	34	28	0.20	3.40	102	510	1	40	
	ECE Principles	34	32	0.20	3.40	102	510	1	40	
	211 Early Child Ed Curriculum	31	27	0.20	3.10	93	465	1	40	
	ECE Curriculum	28	27	0.20	3.08	92	462	1	40	
	212 Child, Family & Community	60	57	0.20	6.00	180	900	2	80	
	214 Child-Parent Relations	48	44	0.20	4.80	144	720	2	80	
	225 Infant/Toddler Environments	36	25	0.20	3.29	99	494	1	40	
	240 ECE Admin: Bus/Legal	20	19	0.20	2.00	60	300	1	40	
	260 Children with Special Needs	25	22	0.20	2.75	83	413	1	40	
	264 The Life Cycle of the Family	35	31	0.20	3.20	96	480	1	40	
	272 Cultural Diversity in ECE	16	16	0.20	1.60	48	240	1	40	
	335 Handling Behavior	30	25	0.20	3.00	90	450	1	40	
	366 Practium in ECE	21	17	0.22	3.69	111	503	1	15	

		Census Headcount	End of Term Headcount	FTEF	FTES	WSCH	Load	Sections	Max Enroll
	665§ ECERS	15	13	0.07	0.51	15	231	1	40
	665§ Communicating with Parents	35	22	0.07	0.61	18	274	1	40
	670 Cooperative Education	32	30	0.20	3.37	101	505	2	50
	690 Research Project	4	3	0.00	0.23	7	#INF	1	5
ECON	100 Principles of Macro Economics	204	138	1.00	19.59	588	588	5	225
	Principles of Macroeconomics	49	38	0.20	4.90	147	735	1	45
	102 Principles of Micro Economics	134	96	0.80	13.45	404	504	4	180
	Principles of Microeconomics	49	43	0.20	4.90	147	735	1	45
EDUC	100 Introduction to Education	20	15	0.20	2.00	60	300	1	45
ELEC	110 Fundamentals of Electronics	21	18	0.29	4.20	126	430	1	24
EMC.	410 Emergency Medical Tech I	46	41	1.04	20.70	621	597	2	50
	425 CPR: Health Care Provider	52	51	0.10	0.79	24	238	3	69
ENGL	100 Composition	614	472	5.16	82.87	2,486	482	25	631
	Composition - Honors	16	7	0.25	2.13	64	253	1	20
	Composition (Online)	64	28	0.40	4.50	135	338	2	54
	104 Applied Eng Sk for Cult Prod	35	34	0.20	4.67	140	700	1	32
	110 Comp, Lit, Crit Think - Honor	3	3	0.10	0.30	9	90	1	26
	Comp, Lit, Critical - Honors	18	17	0.25	2.40	72	284	1	20
	Comp, Lit., Critical Thinking	336	254	2.77	49.28	1,478	534	13	338
	Comp. Lit., Critical Thinking	27	23	0.20	3.60	108	540	1	26
	161 Creative Writing I	40	32	0.20	5.33	160	800	2	60
	162 Creative Writing II	12	10	0.20	1.60	48	240	2	60
	165 Advanced Composition	87	62	0.80	11.60	348	435	4	104
	166 Women on Writing	8	8	0.04	0.14	4	112	1	120
	650 English Supplement for STAARS	15	12	0.20	1.02	31	153	1	999
	690 Special Projects	6	6		0.40	12		1	12
	826 Basic Writing Skills	166	113	2.00	33.40	1,002	501	6	200
	836 Writing Development	221	166	1.81	29.77	893	492	8	240
	846 Reading & Writing Connections	215	174	2.33	42.20	1,266	543	7	210
	853 Writ. Inst - Comp Ass. Gateway	17	10	0.07	0.70	21	315	1	999
	Writing Assistance Lab	88	75	0.70	3.53	106	151	5	4,995
	875 English Grammar	16	11	0.20	1.60	48	240	1	26
	880§ English Prep for HS Exit Exam	26	20	0.20	2.38	71	357	1	30
ESOL	400 English Comp-Nonnative Speaker	131	114	1.67	26.20	786	472	5	154
	655 ESL Supplement	76	70	0.40	8.28	248	621	2	1,998
	801 Basic Conversational English	24	17	0.13	2.40	72	540	1	35
	802 Int. Conversational English	30	27	0.13	3.00	90	675	1	35
	810 ENGL Spkrs Other Languages I	21	20	0.60	7.00	210	350	1	35
	812 ENGL Spkrs Other Lang. I (2nd)	20	19	0.27	3.33	100	375	1	35
	822 ENGL Spkrs Other Lang II (2nd)	16	13	0.27	2.67	80	300	1	35
	830 ENGL Spkrs Other Languages III	33	26	0.60	11.00	330	550	1	35
	832 ENGL Spkrs Other Lang III (2)	26	18	0.27	4.33	130	487	1	35
	840 ENGL Spkrs Other Languages IV	71	52	1.20	23.67	710	592	2	70
	842 ENGL Spkrs Other Lang IV (2nd)	37	33	0.60	6.94	208	347	2	35
	890 Read & Comp Practice for ESL	16	16	0.33	3.44	103	310	1	12
FASH	113 Textiles	26	25	0.10	2.60	78	780	1	41
	119 Clothing, Culture, & Society	27	25	0.10	2.70	81	810	1	40
	151 Fashion Merchandising	27	19	0.20	2.70	81	405	1	40

		Census Headcount	End of Term Headcount	FTEF	FTES	WSCH	Load	Sections	Max Enroll
	690 Special Projects	3	1	0.00	0.27	8	#INF	1	20
FCS	113 Textiles	11	9	0.10	1.10	33	330	1	41
	119 Clothing, Culture and Society	19	17	0.10	1.90	57	570	1	40
	212 Child, Family & Community	4	4	0.20	0.40	12	60	2	80
	213 Child-Parent Relations	11	10	0.20	1.10	33	165	2	80
	310 Nutrition	108	69	0.60	10.80	324	540	3	120
	690 Special Projects	4	4		0.37	11		1	5
FILI	110 Elementary Filipino	22	15	0.33	4.69	141	422	1	35
FILM	440 Film Study and Appreciation	58	51	0.20	5.80	174	870	1	60
FITN	106 Varsity Conditioning	100	95	0.98	17.81	534	548	5	170
	116 Body Conditioning	65	54	0.53	7.71	231	441	4	140
	201 Beginning Weight Conditioning	19	18	0.08	1.90	57	760	1	25
	Men's Beg Weight Conditioning	44	39	0.15	6.16	185	1,232	2	70
	202 Intermed Weight Conditioning	18	18	0.15	2.24	67	448	2	60
	Men's Int. Weight Conditioning	4	4	0.08	0.56	17	224	1	35
	205 Weight Conditioning	90	84	0.45	12.60	378	840	3	105
	301 Spinning	161	131	0.83	14.80	444	538	6	180
	305 Running for Fitness	19	17	0.15	2.66	80	532	1	40
	332 Stretching & Flexibility	27	25	0.15	3.78	113	756	1	45
	334 Yoga	215	172	0.75	25.84	775	1,034	6	270
	335 Pilates	144	116	0.60	20.16	605	1,008	4	180
	349 Functional Adapted Fitn Assess	50	48	0.30	3.65	110	365	2	50
	350 Adaptive Physical Education	54	50	0.45	5.43	163	362	3	75
	400 Fitness Academy	58	29	0.30	12.69	381	1,269	1	75
GEOL	100 Survey Of Geology	62	54	0.20	6.20	186	930	1	55
	Survey of Geology	38	37	0.20	3.80	114	570	1	60
	105 Environmental Earth Science	49	40	0.20	4.90	147	735	1	55
	210 General Geology	47	42	0.37	9.40	282	755	2	50
	General Geology - Honors	4	4	0.15	0.80	24	164	1	25
HIST	100 History Western Civ I	62	39	0.40	6.20	186	465	2	90
	Western Civ I -Honors	17	15	0.20	1.70	51	255	1	45
	101 History Western Civ li	10	8	0.20	1.00	30	150	1	45
	106 World Civilizations II	17	16	0.20	1.70	51	255	1	45
	108 American History Survey	79	41	0.40	7.90	237	593	2	125
	201 United States History I	171	119	0.80	17.10	513	641	4	180
	202 United States History II	107	87	0.60	10.70	321	535	3	135
	235 History of Ethnic Groups in US	43	35	0.20	4.30	129	645	1	45
	240 Ethnic History In U.S.	30	26	0.20	3.00	90	450	1	45
	Hist-Ethnic Groups inCA-Honors	16	14	0.20	1.60	48	240	1	30
	History of Ethnic Groups in CA	128	87	0.60	13.23	397	662	3	135
	244 African American History	21	18	0.20	2.10	63	315	1	45
	310 California History	152	108	0.80	15.20	456	570	4	215
	420 Survey of Latin American Hist.	18	11	0.20	1.80	54	270	1	45
	430 Early Asian Civilizations	25	22	0.20	2.50	75	375	1	45
HSCI	100 General Health Science	35	23	0.20	3.50	105	525	1	40
	130 Human Sexuality	184	148	1.00	18.64	559	559	5	200

		Census Headcount	End of Term Headcount	FTEF	FTES	WSCH	Load	Sections	Max Enroll	
	484	Medical Terminology	22	18	0.10	2.20	66	660	1	60
	665	☒ Anxiety Management	5	5	0.02	0.08	2	137	1	40
	665	☒ Coping with Depression	10	10	0.02	0.15	5	274	1	40
	665	☒ Anger Management	2	2	0.02	0.03	1	55	1	40
	690	Special Projects	1	1	0.00	0.07	2	#INF	1	5
HUM.	106	Awakening of Individuality	77	66	0.40	8.06	242	605	2	90
	117	Arts, Senses and Imagination	45	31	0.20	4.50	135	675	1	45
INDV	101	Beginning Archery	30	28	0.04	1.60	48	1,280	1	30
	105	Intermediate Archery	4	4	0.04	0.21	6	171	1	30
	121	Beginning Badminton	16	15	0.08	1.60	48	640	1	30
	125	Advanced Badminton	9	9	0.08	0.90	27	360	1	30
	126	Coed Club Badminton	16	16	0.00	2.01	60	#INF	1	28
	160	Golf	27	21	0.15	3.78	113	756	1	25
	168	Tournament Golf	27	27	0.08	1.35	41	540	1	25
	251	Beginning Tennis	14	10	0.05	1.96	59	1,176	1	30
	253	Intermediate Tennis	4	4	0.05	0.56	17	336	1	30
	255	Advanced Tennis	3	3	0.05	0.42	13	252	1	30
INTD	120	Design for Multicultural Pop.	29	25	0.20	2.90	87	435	1	40
JOUR	110	Mass Media & Society	20	14	0.20	2.00	60	300	1	30
	120	Newswriting	17	11	0.20	2.27	68	340	1	30
	300	Newspaper Production	10	9	0.20	2.00	60	300	1	15
	690	Special Projects	23	11	0.00	0.97	29	#INF	1	25
LEGL	245	Legal Operations	25	23	0.20	2.50	75	375	1	45
	250	Legal Research	17	14	0.20	1.70	51	255	1	45
	252	Principles of Civil & Admin. P	20	18	0.20	2.00	60	300	1	35
	304	Concepts of Criminal Law	5	4	0.10	0.50	15	150	1	45
	306	Legal Aspects of Evidence	2	2	0.10	0.20	6	60	1	45
	320	Criminal Investigation	2	1	0.10	0.20	6	60	1	45
	443	Law Office Procedures	7	7	0.10	1.47	44	441	1	40
LIT.	166	Women on Writing	6	6	0.04	0.09	3	75	1	120
	265	Asian American Literature	22	16	0.20	2.20	66	330	2	70
LSCI	100	Intro to Information Research	20	16	0.20	0.63	19	95	3	86
	110	Digital Oral Research Project	17	14	0.07	0.45	14	204	1	30
LSKL	110	Directed Experience--Tutoring	3	2	0.00	0.16	5	#INF	1	30
	800	Supervised Grad Tutor -Chem	9	8	0.16	0.86	26	162	1	30
		Supervised Tutoring	279	258	0.00	15.31	459	#INF	1	999
		Supervised Tutoring - DSKL	3	2	0.00	0.00	0		1	999
		Supervised Tutoring - Trio	25	25	0.00	1.80	54	#INF	1	500
	801	Study Skills Assistance	9	9	0.07	1.11	33	499	1	30
	803	Superv. Peer Tutoring - MESA	19	18	0.00	5.25	157	#INF	1	100
		Supervised Peer Tutoring	1	1		0.08	2		1	999
	880	Basic Writ. Sk: Edit & Proof	6	5	0.00	0.09	3	#INF	1	26
SA		Basic Writ. Sk: Sentence Comb.	4	3	0.00	0.06	2	#INF	1	26
		Basic Writ. Sk: The Sentence	7	7	0.00	0.11	3	#INF	1	26
MATH	110	Elementary Algebra	232	145	2.80	48.37	1,451	518	8	320
	111	Elementary Algebra I	177	123	1.20	23.60	708	590	6	240
	112	Elementary Algebra II	161	127	0.90	21.47	644	716	5	200
		Elementary Algebra II - PUENTE	8	6	0.10	1.07	32	320	1	40

		Census Headcount	End of Term Headcount	FTEF	FTES	WSCH	Load	Sections	Max Enroll	
	115	Geometry	16	13	0.27	2.67	80	300	1	30
	120	Intermediate Algebra	294	214	2.97	61.62	1,848	623	9	360
		Intermediate Algebra-ASTEP	16	13	0.17	3.20	96	576	1	40
	122	Intermediate Algebra I	73	58	0.60	9.73	292	487	3	120
	123	Intermediate Algebra II	46	41	0.40	6.13	184	460	2	80
	130	Analytical Trigonometry	25	14	0.20	3.33	100	500	1	40
		Trigonometry	100	62	0.60	13.33	400	667	3	120
	200	Elem Probability & Stat.	24	19	0.13	4.00	120	900	1	40
		Elem Probability & Statistics	205	166	1.60	32.97	989	618	6	238
		Elem Probability&Stats-Honors	5	4	0.13	0.83	25	188	1	40
		Probability & Statistics	27	21	0.27	4.50	135	506	1	35
	201	Quantitative Reasoning	12	11	0.20	1.60	48	240	1	35
	222	Precalculus	36	26	0.67	7.53	226	339	2	80
	241	Applied Calculus I	40	32	0.40	9.33	280	700	1	40
	242	Applied Anal Geom/calc II	20	19	0.10	2.67	80	800	1	40
		Applied Calculus II - Honors	3	3	0.10	0.40	12	120	1	40
	251	Calc/Anal. Geom - Honors	13	10	0.17	2.60	78	468	1	40
		Calculus/Analytic Geometry I	45	32	0.50	9.56	287	574	2	80
	252	Calc/Analytic Geom II - Honors	8	7	0.17	1.60	48	288	1	40
		Calcu/Analytic Geometry II	18	15	0.33	3.60	108	324	1	40
		Calculus/anal Geometry II	22	18	0.17	4.40	132	792	1	40
	253	Calculus/anal Geomtry III	15	13	0.33	3.00	90	270	1	40
	275	Ordinary Differential Equation	25	22	0.20	3.33	100	500	1	40
	650	Supp. Math Instruction-BIOTECH	20	19	0.13	3.80	114	855	1	22
		Supplemental Math Inst. - TRIO	48	42	0.10	1.83	55	549	1	30
		Supplemental Math Instruction	2	1	0.20	0.06	2	8	1	30
	690	Special Projects	0	0	0.00				1	5
	811	Fundamentals of Math - Gateway	33	21	0.33	6.60	198	594	1	35
		Fundamentals of Mathematics	96	70	1.00	18.40	552	552	3	110
MUS.	100	Fundamentals Of Music	53	39	0.20	4.80	144	720	1	45
		Fundamentals of Music	43	30	0.20	4.30	129	645	1	45
	202	Music Appreciation	169	129	1.00	16.80	504	504	5	225
	204	Music History	39	25	0.20	3.80	114	570	1	45
	250	World Music	13	12	0.20	1.30	39	195	1	45
		World Music - Honors	20	15	0.20	2.00	60	300	1	50
	290	Intro to MIDI Music	13	12	0.27	3.47	104	381	1	20
	301	Piano I	90	49	0.81	18.21	546	674	5	119
	302	Piano II	21	13	0.21	4.30	129	627	3	60
	303	Piano III	10	8	0.11	2.12	64	557	2	40
	304	Piano IV	4	4	0.11	0.85	26	223	2	40
	377	Beginning Guitar	19	7	0.06	3.80	114	1,872	1	30
		Guitar I	28	16	0.06	5.60	168	2,759	1	35
	378	Guitar II	9	7	0.06	1.80	54	908	1	35
		Intermediate Guitar	10	8	0.06	2.00	60	1,008	1	30
	379	Guitar III	11	7	0.05	2.20	66	1,467	1	50
	380	Guitar IV	13	10	0.05	2.60	78	1,733	1	50
	383	Guitar Ensemble I	6	5	0.05	1.20	36	800	1	50
	401	Voice I	28	11	0.23	5.60	168	725	2	90

		Census Headcount	End of Term Headcount	FTEF	FTES	WSCH	Load	Sections	Max Enroll
402	Voice II	6	4	0.07	1.20	36	493	2	90
403	Voice III	8	7	0.07	1.60	48	658	2	90
404	Voice IV	3	2	0.07	0.60	18	247	2	90
420	Traditional Kulintang Music	12	11	0.18	2.00	60	333	1	30
430	Concert Band	2	2	0.10	0.20	6	58	1	45
450	Jazz Band	5	5	0.10	0.55	17	160	1	45
470	Choir	4	4	0.03	0.30	9	324	1	45
	Choir: Music and Images	7	4	0.10	0.46	14	137	1	80
665	Voice: Mama Mia!	9	8	0.03	0.70	21	750	1	45
665	Choir: Music & Images	14	14	0.10	1.29	39	386	1	80
665	Guitar: Intro to Standards	10	10	0.05	2.00	60	1,333	1	50
665	Concert Band-ContemporaryMusic	18	18	0.10	1.58	47	457	1	45
665	Jazz Band-Frank Sinatra Music	10	10	0.10	1.01	30	292	1	45
665	Jazz/Pop Piano Continuation	11	10	0.05	2.38	72	1,307	1	20
690	Special Projects	7	6	0.00	0.37	11	#INF	6	35
OCEN	100 Survey Of Oceanography	97	81	0.40	9.70	291	728	2	115
	101 Oceanography Lab/Field Study	22	19	0.16	2.20	66	413	1	20
P.E.	203 Sports Med Clinical Internship	6	6		0.96	29		1	30
PHIL	100 Intro To Philosophy	43	40	0.20	4.30	129	645	1	45
	Introduction to Philosophy	58	36	0.40	6.09	183	457	2	90
	103 Critical Thinking	64	49	0.40	8.53	256	640	2	90
	200 Introduction To Logic	17	16	0.20	1.70	51	255	1	45
	240 Introduction to Ethics-Honors	16	12	0.20	1.60	48	240	1	45
	300 Intro to World Religions	62	52	0.40	6.20	186	465	2	90
	320 Asian Philosophy	15	12	0.20	1.50	45	225	1	45
PHYS	220 General Physics II	29	26	0.52	6.77	203	390	2	55
	221 Gen Physics II Calculus Sup	12	12	0.07	0.40	12	180	1	25
	250 Physics With Calculus I	19	14	0.26	4.43	133	512	1	25
	Physics with Calculus I	16	11	0.26	3.73	112	431	1	25
	260 Physics With Calculus II	16	9	0.26	3.73	112	431	1	25
	Physics with Calculus II	13	10	0.26	3.03	91	350	1	25
PLSC	115 Comparative Government	23	17	0.20	2.30	69	345	1	45
	130 International Relations	20	18	0.20	2.00	60	300	1	45
	200 National, State & Local Govt	108	83	0.60	10.80	324	540	3	135
	210 American Politics	77	58	0.50	8.06	242	484	3	125
	American Politics-Honors	12	12	0.10	1.20	36	360	1	35
	301 Calif State & Urban Govt	37	30	0.20	3.70	111	555	1	45
PSYC	100 General Psychology	356	260	1.80	36.15	1,085	603	9	405
	105 Experimental Psychology	36	28	0.20	3.60	108	540	1	45
	110 Courtship, Marriage and Family	21	14	0.10	2.10	63	630	1	45
	171 Quantitative Reasoning in Psyc	72	70	0.40	9.99	300	749	2	90
	200 Developmental Psychology	134	119	0.60	13.40	402	670	3	135
	201 Child Development	38	23	0.40	3.86	116	289	4	175
	268 Black Psychology	16	12	0.20	1.60	48	240	1	45
	300 Social Psychology	31	24	0.20	3.10	93	465	1	45
	390 Psychology of Consciousness	21	15	0.20	2.10	63	315	1	40
	410 Abnormal Psychology	40	33	0.20	4.00	120	600	1	45
R.E.	100 Real Estate Principles	86	75	0.20	8.60	258	1,290	1	150

		Census Headcount	End of Term Headcount	FTEF	FTES	WSCH	Load	Sections	Max Enroll	
	110	Real Estate Practice	40	31	0.20	4.67	140	700	1	65
	130	CA Mortgage Loan Broker & Lend	56	47	0.20	5.60	168	840	1	60
READ	812	Reading Laboratory	7	6	0.07	0.25	8	114	1	30
	826	Reading Improvement	166	102	1.20	22.13	664	553	6	190
	836	Academic Reading Strategies	146	111	1.20	19.63	589	491	6	180
RPTH	430	Respiratory Therapeutics	24	23	0.59	8.80	264	450	1	25
	438	Clinical Clerkship I	24	23	0.13	7.20	216	1,620	1	25
	445	Respiratory Diseases I	24	23	0.13	1.60	48	360	1	25
	475	Hemodynamic Monitoring	26	26	0.13	1.73	52	390	1	25
	480	Pulmonary Function Testing	26	26	0.13	1.73	52	390	1	25
	485	Clinical Medicine Seminar	26	26	0.13	1.73	52	390	1	25
	488	Clinical Clerkship IV	26	26	0.30	19.15	574	1,915	1	25
	495	Resp Care Brd Exam Prep & Revw	26	26	0.13	1.73	52	390	1	25
	690	Special Project: Resp. Therapy	26	26	0.00	1.73	52	#INF	1	25
SOCI	100	Intro to Sociology	28	18	0.20	2.80	84	420	1	45
		Introduction To Sociology	66	44	0.40	6.60	198	495	2	90
		Introduction to Sociology	38	29	0.20	3.80	114	570	1	45
	105	Contemporary Social Issues	13	9	0.20	1.30	39	195	1	45
	110	Courtship/Marriage/Family	8	7	0.10	0.80	24	240	1	45
	665	FYE: Research Project	4	4	0.20	0.39	12	58	1	45
SPAN	110	Elementary Spanish	57	42	0.67	11.40	342	513	2	85
	111	Elementary Spanish I	60	40	0.40	8.27	248	620	2	80
	112	Elementary Spanish II	15	15	0.20	2.15	65	323	1	40
	120	Adv. Elementary Spanish	18	15	0.17	3.66	110	659	1	35
		Elementary Spanish -Honors	15	12	0.17	3.05	92	549	1	35
	130	Intermediate Spanish	22	17	0.20	2.20	66	330	1	35
	801	Conversational Spanish I	27	22	0.20	2.97	89	446	1	35
SPCH	100	Public Speaking	300	241	2.20	40.27	1,208	549	11	352
	120	Interpersonal Communication	194	176	1.40	19.69	591	422	7	224
	150	Intercultural Comm -Honors	19	14	0.20	1.90	57	285	1	20
		Intercultural Communication	67	56	0.60	6.70	201	335	3	90
	813	Speech Non-Native Speakers III	28	20	0.20	3.73	112	560	1	32
SURG	442	Surgical Specialties	14	14	0.40	2.80	84	210	1	25
	443	Clinical Practice for SURG	14	14	0.20	14.93	448	2,240	1	25
	445	Intro to Central Service Tech	21	21	0.34	4.16	125	367	1	23
	446	Clinical Practice for CST	16	14	0.00	5.87	176	#INF	1	20
TAGA	111	Elementary Tagalog I	42	32	0.40	5.60	168	420	2	80
TCOM	315	Managing Linux-Based Internet	3	3	0.05	0.33	10	198	1	25
	316	Managing Linux-Based Intra-net	1	1	0.05	0.11	3	66	1	25
	420	Signal Transmission/Radio Freq	13	11	0.47	3.90	117	247	1	24
	445	Wireless&Mobile Communications	13	13	0.20	1.30	39	195	1	25
	451	PC Configuration and Repair	9	8	0.23	2.70	81	347	1	24
	452	A+ Certification Exam Prep	19	17	0.07	0.63	19	285	1	24
	460	Fiber Optics Technology	10	10	0.20	1.00	30	150	1	24
	465	Wireless Local Area Networks	11	8	0.20	1.10	33	165	1	24
	480	Network Fundamentals (LAN)	22	16	0.10	3.15	95	946	1	30
	481	Network System Adm	16	16	0.10	2.29	69	688	1	30
	482	Introduction to Routers	18	16	0.20	3.00	90	450	1	24

		Census Headcount	End of Term Headcount	FTEF	FTES	WSCH	Load	Sections	Max Enroll		
	483	Network Switches-Concepts&Apps	16	15	0.20	2.13	64	320	1	30	
	486	Network Security	15	12	0.10	1.50	45	450	1	30	
	665	CCNA Exam Prep - I	10	9	0.10	0.53	16	160	1	25	
	665	CCNA Exam Prep - II	9	9	0.10	0.48	14	144	1	25	
	670	Tcom Work Experience	6	4	0.07	0.57	17	255	1	30	
TEAM	111	Beginning Basketball	43	41	0.15	4.30	129	860	2	80	
	115	Advanced Basketball	36	30	0.15	3.60	108	720	2	80	
	116	Basketball: Indv Skill Develop	35	30	0.30	4.42	133	442	2	65	
	117	Tournament Basketball	27	20	0.15	2.78	83	555	1	30	
	132	Flag Football	31	25	0.15	3.10	93	620	1	30	
	141	Beginning Soccer	15	15	0.08	1.50	45	600	1	30	
	145	Advanced Soccer	5	5	0.08	0.50	15	200	1	30	
	148	Indoor Soccer	65	65	0.30	7.98	239	798	2	70	
	149	Women's Soccer Theory	15	15	0.08	0.82	25	329	1	30	
	171	Beginning Volleyball	8	7	0.04	0.53	16	427	1	24	
	173	Intermediate Volleyball	14	13	0.04	0.93	28	747	1	24	
	179	Tournament Volleyball	21	19	0.08	1.40	42	560	1	24	
	690	Special Project	16	15	0.00	0.53	16	#INF	1	30	
VARs	100	Varsity Baseball	4	4	0.00	1.33	40	#INF	1	40	
		Varsity Men's Baseball	40	40	0.60	13.33	400	667	1	40	
	110	Varsity Basketball	5	5	0.00	0.83	25	#INF	1	30	
		Varsity Men's Basketball	10	10	0.30	2.43	73	243	1	30	
	300	Vars. Women's Basketball	12	12	0.30	2.21	66	221	2	60	
	350	Women's Varsity Badminton	9	9	0.50	2.40	72	144	1	28	
<b>Spring 2008</b>	ACTG	100	Accounting Procedures	196	135	1.00	32.42	973	973	5	200
		103	Ten-Key Skills	21	17	0.03	0.98	29	883	1	25
		121	Financial Accounting	151	112	1.00	24.49	735	735	5	200
		131	Managerial Accounting	97	88	0.40	12.93	388	970	2	80
		171	Individual Income Taxes	20	15	0.27	4.00	120	450	1	40
		172	Business Income Taxes	21	17	0.20	3.71	111	557	1	30
		194	Intro. Quickbooks/Quickbks Pro	52	42	0.13	1.70	51	382	2	60
		196	Inter Quickbooks/Quickbks.-Pro	16	16	0.05	0.53	16	300	1	30
		690	Special Projects	0	0	0.00				1	7
	ADAP	356	Adapted Total Fitness	60	59	0.45	7.93	238	528	3	75
		357	PE-Individuals w/Special Needs	46	46	0.30	4.26	128	426	2	60
	ADMJ	100	(CP1)Intro to Admin of Justice	37	27	0.20	3.70	111	555	1	45
			Intro to Admin of Justice	42	26	0.20	4.20	126	630	1	45
		102	CP4Princ/Procedures of Justice	41	31	0.20	4.10	123	615	1	45
		104	Concepts of Criminal Law	50	43	0.10	5.00	150	1,500	1	45
		106	Legal Aspects of Evidence	38	32	0.10	3.80	114	1,140	1	45
		120	Criminal Investigation	43	36	0.10	4.30	129	1,290	1	45
		125	Juvenile Procedures	23	18	0.20	2.30	69	345	1	45
		180	Criminal Identification	11	8	0.20	1.10	33	165	1	45
	ANTH	110	Cultural Anthropology	71	52	0.40	7.10	213	533	2	90
		125	Physical Anthropology	82	61	0.40	8.59	258	644	2	90
		150	Introduction to Archaeology:	15	13	0.20	1.50	45	225	1	45
	ARBC	111	Elementary Arabic I	30	20	0.20	4.20	126	630	1	35
		112	Elementary Arabic II	17	11	0.20	2.38	71	357	1	30

			Census Headcount	End of Term Headcount	FTEF	FTES	WSCH	Load	Sections	Max Enroll
ART	101	History of Art I	45	29	0.20	4.50	135	675	1	45
		History of Art I - Honors	16	13	0.20	1.60	48	240	1	30
	102	History Of Art II	34	31	0.20	3.40	102	510	1	45
	115	Art, Music And Ideas	26	17	0.10	2.60	78	780	1	45
	120	Art of the Americas	24	13	0.20	2.40	72	360	1	45
	130	Art Appreciation	78	69	0.40	8.10	243	608	2	90
	204	Drawing I	74	62	0.45	20.87	626	1,401	3	105
	205	Drawing II	6	5	0.45	1.73	52	116	3	105
	207	Life Drawing	18	15	0.17	5.40	162	953	1	35
	208	Portrait Drawing I	14	10	0.19	3.60	108	570	2	70
	209	Portrait Drawing II	13	11	0.19	3.57	107	569	2	70
	214	Color	25	21	0.19	6.30	189	993	2	70
	221	Painting I	28	22	0.19	6.53	196	1,042	2	70
	222	Painting II	17	14	0.19	3.37	101	537	2	70
	231	Watercolor I	11	10	0.12	1.76	53	452	1	35
	232	Watercolor II	7	6	0.12	1.12	34	288	1	35
	248	Portraits in Pastel	8	6	0.19	1.95	59	311	2	70
	301	Design	23	21	0.17	6.90	207	1,218	1	35
	302	Advanced Design	0	0	0.17	0.00	0	0	1	35
	351	Photography I	48	41	0.34	11.55	347	1,029	2	54
	352	Photography II	14	13	0.22	3.47	104	466	2	54
	353	Photography III	7	7	0.22	1.70	51	228	2	54
	354	Color Photography I	22	21	0.22	5.13	154	689	2	54
	355	Color Photography II	2	1	0.22	0.47	14	63	2	54
	405	Sculpture I	22	21	0.14	6.11	183	1,309	2	70
	406	Sculpture II	8	7	0.14	2.00	60	429	2	70
	407	Sculpture III: Direct Metal	7	6	0.14	1.96	59	420	2	70
	411	Ceramics I	28	26	0.17	8.40	252	1,482	2	70
	412	Ceramics II	15	13	0.17	4.50	135	794	2	70
	417	Ceramic Glazing Techniques	6	6	0.17	1.80	54	318	2	70
	665	Fundamental Digital Photography	27	22	0.09	1.54	46	514	1	27
	665	Black & White Photo Lab	8	8	0.14	0.80	24	171	1	27
	665	Basic Lighting Techniques	11	7	0.09	0.63	19	210	1	27
	665	Gallery Practicum	4	1	0.14	0.40	12	86	1	10
665	Advanced Life Drawing	1	1	0.17	0.30	9	53	1	35	
665	Intensive Painting Studio	20	19	0.07	0.82	25	353	1	30	
665	Sculpture: Lost Wax Bronze Cast	4	3	0.08	1.28	38	461	1	35	
665	Exploring Portraiture	2	2	0.11	0.50	15	132	1	35	
665	Matting and Framing	13	12	0.03	0.28	8	281	1	25	
665	Ceramics: Modern Art Glazing	3	3	0.09	0.90	27	318	1	35	
665	Portraiture: The Essential Sel	7	6	0.07	1.63	49	655	1	35	
665	Sculpture: Portraits in Clay	7	6	0.06	1.59	48	840	1	35	
665	Ceramics: Surfaces & Firings	11	11	0.09	3.30	99	1,165	1	35	
690	Special Projects	23	21	0.00	0.72	22	#INF	6	65	
ASL	111	American Sign Language I	74	58	0.40	10.73	322	805	2	70
	112	American Sign Language II	19	16	0.20	2.66	80	399	1	35

			Census Headcount	End of Term Headcount	FTEF	FTES	WSCH	Load	Sections	Max Enroll
ASTR	100	Introduction To Astronomy	34	31	0.20	3.40	102	510	1	40
		Introduction to Astronomy	22	14	0.00	2.20	66	#INF	1	75
AUTO	665 SA	Smog Check Update 2007	25	25	0.07	0.76	23	343	1	24
		Smog Check Update 2007	105	104	0.27	3.02	91	339	4	95
	665	Electric & Hybrid Vehicles	21	19	0.07	1.06	32	453	1	26
	665	SCT: Enhanced Clean Air Car	19	18	0.07	1.01	30	434	1	26
	665	Evaporative Emissions Systems	19	19	0.05	0.46	14	294	1	24
	665	BAR A8 Alt. Engine Performance	15	15	0.09	0.90	27	289	1	26
	665	BAR L1 Alternative Training	23	23	0.09	1.40	42	451	1	26
	665	Multiplexing & Can Systems	14	14	0.07	0.27	8	123	1	26
	665	Advanced Lab Scope (DSO)	10	10	0.07	0.27	8	123	1	26
	665	Intro to Lab Scope (DSO)	10	10	0.07	0.21	6	96	1	26
	665	ASE Test Prep: A4 & 5	8	8	0.02	0.12	4	157	1	30
	665	ASE Test Prep:A1 Engine Repair	23	23	0.02	0.18	5	235	1	30
	665	Smog Check Update 2005	16	16	0.07	0.53	16	240	1	30
	670	Automotive Work Experience	1	0	0.00	0.10	3	#INF	1	10
	690	Special Projects	0	0	0.00				2	15
		Special Projects In Auto	3	3	0.00	0.23	7	#INF	4	80
	708	Auto Principles Lab	19	14	0.15	1.90	57	389	1	26
	710	Fundamentals Auto Mechanics	21	19	0.28	4.20	126	450	1	26
		Fundamentals of Auto Mechanics	36	34	0.54	6.58	197	366	2	52
	713	Electricity/Electronics	22	21	1.00	16.13	484	484	1	24
	721	Steering, Suspension & Brakes	22	22	1.00	16.13	484	484	1	24
	729	Toyota Engine Performance	19	17	0.97	13.01	390	404	1	26
	734	Auto Engine Diagnosis & Repair	24	23	1.00	17.60	528	528	1	24
	735	Trans/Drive Trains Diag/Repair	22	21	1.00	15.84	475	475	1	24
	743	Pre-Delivery Service	17	17	0.03	0.53	16	478	1	20
	752	Advanced Engine Performance	25	25	1.00	18.00	540	540	1	27
	755	High Performance Engines II	24	21	0.10	2.19	66	658	1	20
	758	Auto Computer Controls	18	18	0.09	2.19	66	706	1	24
	768	OnBoard Diagnostics II(OBDII)	15	15	0.09	1.97	59	632	1	26
	772	Clean Air Car I	21	20	0.10	2.24	67	672	1	24
	777	Automatic Transmissions I	20	20	0.10	2.01	60	603	1	27
	778	Manual Transmissions I	12	12	0.07	1.10	33	471	1	24
	779	Block Service	17	17	0.07	1.55	47	667	1	24
792	Automotive Chassis I	13	13	0.10	1.19	36	357	1	24	
823	Block Service	3	3	0.07	0.27	8	118	1	24	
832	Automatic Transmissions I	1	1	0.10	0.09	3	28	1	27	
842	Clean Air Car I	1	1	0.10	0.09	3	27	1	24	
853	Automotive Chassis I	3	3	0.10	0.26	8	77	1	24	
855	High Performance Engines II	0	0	0.10	0.00	0	0	1	20	
858	Auto Computer Controls	2	2	0.09	0.24	7	78	1	24	
868	OnBoard Diagnostics II(OBDII)	1	1	0.09	0.13	4	42	1	26	
878	Manual Transmissions I	0	0	0.07	0.00	0	0	1	24	
BIOL	101	Man In A Biological World	50	30	0.52	12.00	360	692	1	60
	110	Principles Of Biology	152	126	1.40	36.48	1,094	782	5	150
	130	Human Biology	188	130	0.60	19.34	580	967	3	180
	150	Intro To Marine Biology	37	35	0.20	3.70	111	555	1	35

		Census Headcount	End of Term Headcount	FTEF	FTES	WSCH	Load	Sections	Max Enroll
	215 Organismal Biology	61	47	0.84	20.74	622	741	2	60
	230 Intro To Cell Biology	23	20	0.42	7.05	212	504	1	30
	Introduction to Cell Biology	12	10	0.42	3.68	110	263	1	30
	240 General Microbiology	120	96	1.04	29.92	898	863	4	120
	250 Human Anatomy	252	200	2.38	62.70	1,881	790	8	240
	260 Intro To Physiology	61	49	0.94	21.21	636	677	2	60
	Intro to Physiology	24	20	0.42	8.16	245	583	1	30
	415 Intro to Biotech Training	21	21	0.88	10.80	324	368	1	0
	430 Introduction to Immunology	9	5	0.07	0.27	8	123	1	30
	665 Intro to Stem Cells Technology	5	4	0.03	0.06	2	55	1	30
	675 Honors Colloq. in Biology	6	6	0.07	0.20	6	90	1	30
	690 Special Projects	6	5	0.00	0.40	12	#INF	2	20
BUS.	100 Introduction To Business	70	54	0.40	7.00	210	525	2	80
	Introduction to Business	53	40	0.40	5.30	159	398	2	70
	101 Human Relations at Work	17	14	0.20	1.70	51	255	1	40
	103 Intro Bus. Information Sys.	68	51	0.40	7.90	237	593	2	80
	Intro. Bus. Information Sys.	40	32	0.20	4.00	120	600	1	40
	107 Dealing with Difficult People	16	14	0.07	0.55	16	247	1	40
	120 Math Analysis For Bus.	110	90	0.60	15.37	461	768	3	120
	123 Statistics	86	49	0.60	10.30	309	515	3	115
	150 Small Business Management	28	19	0.20	2.80	84	420	1	40
	181 Personal Power & Leadership	29	24	0.10	1.33	40	398	1	30
	200 Intro International Business	36	22	0.20	3.60	108	540	1	40
	201 Business Law	72	57	0.40	7.20	216	540	2	80
	210 International Finance	21	14	0.10	1.05	32	315	1	30
	221 Intercultural Bus. Com.	23	14	0.10	1.15	35	345	1	40
	241 Doing Business in Asia	25	18	0.10	1.20	36	360	1	30
	245 Intro to Customs Brokerage	19	17	0.10	0.95	29	285	1	30
	249 Intro-Freight Fwd&CustomBroker	37	32	0.20	3.60	108	540	3	85
	279 Import/Export Management	28	19	0.10	1.44	43	432	1	30
	400 Business English	23	19	0.20	3.07	92	460	1	35
	401 Business Communications	14	6	0.20	1.40	42	210	1	35
	445 Law Office Management	3	2	0.10	0.33	10	99	1	35
	476 Intro to Medical Office Mngmt	16	10	0.20	1.60	48	240	1	35
	485 Medical Terminology	17	14	0.10	1.70	51	510	1	30
	489 Medical Coding ICD-9	12	10	0.20	1.32	40	198	1	35
	670 Business Work Experience	5	4	0.07	0.40	12	180	1	15
CAOT	100 Beginning Computer Keyboarding	84	60	0.21	5.16	155	750	4	126
	101 Cmputr Keyboarding Skill Build	16	16	0.05	1.22	37	686	1	32
	Computer Keyboarding	37	24	0.15	2.27	68	445	2	62
	104 Intro Computers w/Windows	43	34	0.10	2.95	88	885	1	35
	Intro to Computers w/Windows I	39	37	0.10	3.57	107	1,070	1	35
	105 Intro to Computers w/WindowsII	45	34	0.16	2.06	62	391	2	60
	200 Intro - Microsoft Office Suite	27	20	0.13	1.80	54	405	1	30
	Intro- Microsoft Office Suite	32	28	0.13	3.35	101	754	1	32
	201 Integration of MS Office Apps	18	18	0.07	0.60	18	270	1	30
	214 Word Processing I: Word	70	52	0.13	3.40	102	764	2	65
	215 Word Processing II: Word	59	46	0.27	5.36	161	603	2	65

		Census Headcount	End of Term Headcount	FTEF	FTES	WSCH	Load	Sections	Max Enroll
222	Bus Presentations I:PowerPoint	30	20	0.07	0.93	28	420	1	35
223	Bus. Present II: PowerPoint	19	16	0.07	0.53	16	240	1	30
225	Spreadsheets I: Excel	32	26	0.07	1.07	32	480	1	30
	Spreadsheets I: Excel	84	68	0.13	4.31	129	969	2	70
226	Spreadsheets II: Excel	76	59	0.20	6.19	186	929	2	70
230	Database Apps I: Access	34	22	0.07	0.90	27	405	1	35
231	Database Apps II: Access	12	12	0.13	0.80	24	180	1	35
301	Maximize Employment Potential	32	24	0.00	1.03	31	#INF	1	30
400	Internet I	23	18	0.10	1.38	41	414	1	30
403	HTML & Web Authoring Apps. I	24	20	0.10	1.87	56	560	1	30
	HTML Apps & Web Authoring I	27	20	0.10	1.35	41	405	1	30
404	HTML & Web Authoring Apps II	32	28	0.10	1.40	42	420	1	30
408	Digital Audio and Video	14	14	0.13	2.01	60	452	1	30
410	Photoshop Basics	58	45	0.13	2.39	72	538	2	65
411	Photoshop for the Web	38	24	0.13	1.09	33	244	2	65
412	Flash I	18	10	0.10	0.70	21	210	1	30
413	Flash II	11	7	0.10	0.50	15	150	1	30
480	Network Fundamentals (LAN)	6	3	0.10	0.86	26	258	1	30
665	Intro to MAC OperatingSystem X	12	12	0.07	0.62	19	278	1	25
665	Fun with MAC OperatingSystem X	11	10	0.10	0.57	17	170	1	15
665	Intro to Adobe InDesign CS3	18	14	0.07	0.82	25	370	1	35
665	Basic Computer Skills	13	13	0.07	0.40	12	178	1	35
690	Special Proj: Office Ad.	0	0	0.00				2	10
	Special Projects	0	0	0.00				2	10
CHEM 192	Elementary Chemistry	61	34	0.52	14.64	439	845	2	60
210	General Chemistry I	92	55	1.16	31.28	938	809	3	90
220	General Chemistry II	52	29	0.84	17.68	530	631	2	60
234	Organic Chemistry I	28	15	0.20	2.80	84	420	1	25
235	Organic Chemistry II	24	22	0.20	2.40	72	360	1	25
237	Organic Chemistry Lab I	17	12	0.32	3.51	105	329	1	25
238	Organic Chemistry Lab II	24	20	0.32	4.96	149	465	1	25
410	Chem For Health Sciences	148	116	1.40	35.52	1,066	761	5	150
690	Special Projects	0	0	0.00				1	10
CHIN 112	Elementary Chinese II	43	39	0.40	6.18	185	464	2	65
121	Adv. Elem. Chinese I	12	7	0.20	1.68	50	252	1	30
COMB 301	Beginning Wrestling	19	17	0.08	1.90	57	760	1	30
302	Intermediate Wrestling	8	8	0.08	0.80	24	320	1	30
404	Beginning Shotokan Karate	23	14	0.08	2.30	69	920	1	35
405	Int. & Adv. Shotokan Karate	1	1	0.08	0.10	3	40	1	35
COMP 155	Computer Program VISUAL BASIC	20	19	0.20	3.00	90	450	1	24
316	Managing Linux-Based Intra-net	9	9	0.10	1.41	42	423	1	24
355	Introduction to Oracle - SQL	12	8	0.20	2.64	79	396	1	25
412	Flash I	14	11	0.05	0.60	18	360	1	30
413	Flash II	8	7	0.05	0.40	12	240	1	30
451	PC Configuration & Repair	10	7	0.23	3.07	92	394	1	24
481	Network Systems Administration	4	4	0.10	0.56	17	168	1	24
486	Network Security	2	2	0.10	0.28	8	84	1	25
COOP 670	Vocational Cooperative Ed	407	336	2.83	46.30	1,389	490	11	514

		Census Headcount	End of Term Headcount	FTEF	FTES	WSCH	Load	Sections	Max Enroll	
	671	General Cooperative Education	34	29	0.23	2.00	60	258	2	70
COSM	690	Special Projects	5	5	0.00	0.43	13	#INF	3	25
	700	Cosm Concepts/Practice I	29	25	2.84	16.16	485	171	3	55
	710	Cosm Concepts/Practice II	29	28	0.69	16.59	498	718	2	50
	720	Cosm Concept/Practice III	16	14	0.33	8.67	260	781	1	35
		Cosm Concepts/Practice III	26	23	0.70	14.50	435	621	2	55
	730	Cosm Concepts/Practice IV	71	66	0.54	8.52	256	473	3	104
	740	Cosm Concepts/Practice V	42	42	0.46	21.44	643	1,398	2	50
	775	Cosmetician/Esthetician	25	25	0.64	14.38	431	674	1	26
	784	Salon Practice	15	14	0.00	0.76	23	#INF	1	25
	785	Spa Technician Training	11	11	0.70	2.86	86	122	1	15
COUN	100	College Success	69	56	0.60	5.78	174	289	3	90
		College Success - ASTEP	50	41	0.20	5.00	150	750	1	30
		College Success-Disabled Stude	18	16	0.20	1.80	54	270	1	30
	104	Transfer Power	19	19	0.03	0.29	9	261	1	30
	105	Up Your Self-Esteem	23	23	0.03	0.35	11	316	1	30
	106	Anxiety Management	15	15	0.03	0.23	7	206	1	30
	107	Coping with Depression	22	22	0.03	0.34	10	302	1	30
	108	Anger Management	23	23	0.03	0.34	10	302	1	30
CRER	136	Career Planning	37	25	0.13	0.85	26	192	2	60
		Career Planning Biotech	21	21	0.07	0.72	22	324	1	30
	137	Life and Career Planning	92	76	0.60	9.20	276	460	3	90
		Life and Career Planning-WIT	13	11	0.20	1.30	39	195	1	30
	139	Careers in Teaching	32	32	0.03	0.50	15	453	1	30
	410	College & Career Ori - PEP	146	146	0.00	0.00	0		1	28
		College and Career Ori - EYH	8	8	0.00	0.06	2	#INF	1	1
		College and Career Orient. PEP	117	117	0.00	0.00	0		2	79
		College/Career Ori - Hermanos	19	17	0.07	1.46	44	655	1	30
	650	Gateway Seminar	23	11	0.13	1.53	46	345	1	25
		MESA Seminar	11	10	0.07	0.30	9	137	1	150
	665	Deciding on a Major	18	18	0.03	0.27	8	247	1	30
DANC	140	Ballet	26	23	0.15	3.64	109	728	1	35
	152	Cuban Roots of Salsa	42	34	0.15	4.20	126	840	1	40
	162	Tango Milonga	25	25	0.15	2.50	75	500	1	40
	163	Tango Buenos Aires	22	20	0.15	2.20	66	440	1	25
	167	Swing Dance I	44	36	0.05	4.40	132	2,640	1	60
	168	Swing Dance II	4	4	0.05	0.40	12	240	1	60
	169	Swing Dance III	2	2	0.05	0.20	6	120	1	60
	350	Cardio Dance	90	79	0.45	12.41	372	828	3	110
	665	Flamenco	13	9	0.08	1.17	35	468	1	40
	665	Salsa	39	25	0.15	5.46	164	1,092	1	54
	665	Chinese Dance	32	30	0.30	4.48	134	448	2	60
	665	Beginning Ballroom	32	26	0.15	4.27	128	853	1	40
	665	Filipino Dance	24	24	0.15	3.36	101	672	1	45
DSKL	811	Differential Learning Skills	6	5	0.03	0.07	2	67	1	7
		Differential Learning Skills	30	29	0.20	0.37	11	55	6	28
	820	Computer-Based Cognitive Re-tr	8	8	0.02	0.37	11	600	1	10
	821	Develop of Self-Advocacy Skill	35	34	0.07	0.47	14	213	2	60

			Census Headcount	End of Term Headcount	FTEF	FTES	WSCH	Load	Sections	Max Enroll
	825	Assistive Computer Technology	29	27	0.72	1.39	42	58	7	56
ECE.	191	Children's Literature I	16	12	0.10	1.60	48	480	1	32
	201	Child Development	101	68	0.40	10.84	325	813	4	180
	210	Early Child Ed Principles	24	17	0.20	2.40	72	360	1	40
		ECE Principles	33	26	0.20	3.30	99	495	1	40
	211	Early Child Ed Curriculum	27	25	0.20	2.70	81	405	1	40
		ECE Curriculum	44	38	0.20	4.84	145	726	1	40
	212	Child, Family & Community	63	58	0.20	6.30	189	945	2	80
	214	Child-Parent Relations	59	54	0.20	5.90	177	885	2	80
	225	Infant/Toddler Environments	21	13	0.20	2.02	60	302	1	40
	240	ECE Admin: Bus/Legal	29	25	0.20	2.78	84	418	1	40
	241	ECE Admin: Human Relations	15	12	0.20	1.50	45	225	1	35
	260	Children with Special Needs	37	20	0.20	3.55	107	533	1	40
	335	Handling Behavior	32	24	0.20	3.20	96	480	1	40
	366	Practicum in Early Child. Ed.	18	17	0.20	6.25	188	938	1	16
		Practicum in ECE	15	13	0.22	5.32	160	726	1	15
	665	Communicating with Parents	38	32	0.07	0.99	30	446	1	40
	670	Cooperative Education	29	26	0.27	3.20	96	360	2	50
	690	Research Project	4	2	0.00	0.27	8	#INF	1	5
ECON	100	Principles of Macro Economics	207	147	1.00	21.01	630	630	5	225
		Principles of Macroeconomics	48	40	0.20	4.80	144	720	1	45
	102	Principles of Micro Economics	89	62	0.60	8.90	267	445	3	135
		Principles of Microeconomics	48	40	0.20	4.80	144	720	1	45
EDUC	100	Introduction to Education	20	15	0.20	2.00	60	300	1	45
ELEC	110	Fundamentals of Electronics	21	16	0.29	4.34	130	444	1	24
		Intro Fundamentals Electronics	18	16	0.29	3.72	112	380	1	24
	880	Introduction to Photovoltaics	16	16	0.20	1.66	50	249	1	25
EMC.	410	Emergency Medical Tech I	39	29	0.97	18.20	546	561	2	50
	425	CPR: Health Care Provider	57	56	0.10	0.87	26	261	3	65
ENGL	100	Composition	635	454	5.01	89.15	2,675	533	24	624
		Composition - Honors	21	17	0.25	2.94	88	348	1	20
		Composition - Scholar Athlete	35	29	0.20	4.90	147	735	1	26
		Composition - Scholar-Athlete	39	35	0.20	5.46	164	819	1	26
		Composition (Online)	55	38	0.40	5.50	165	413	2	64
	104	Applied Eng Sk for Cult Prod	42	40	0.20	5.88	176	882	1	40
	110	Comp, Lit, Critical - Honors	20	14	0.20	2.80	84	420	1	20
		Comp, Lit, Critical Thinking	198	140	1.71	27.72	832	487	8	208
		Comp, Lit., Critical Thinking	135	98	1.05	17.84	535	508	5	136
		Comp. Lit., Critical Thinking	28	14	0.25	3.92	118	464	1	26
		Compos., Lit. & Crit. Thinking	78	55	0.60	8.92	268	446	3	90
	161	Creative Writing I	42	35	0.20	5.88	176	882	2	60
	162	Creative Writing II	8	7	0.20	1.12	34	168	2	60
	165	Advanced Composition	73	53	0.73	9.02	271	372	4	110
		Advanced Composition-Honors	13	8	0.13	1.82	55	431	1	26
	166	Women on Writing	10	4	0.03	0.04	1	38	1	120
	650	English Supplement for STAARS	16	15	0.20	1.25	37	187	1	999

		Census Headcount	End of Term Headcount	FTEF	FTES	WSCH	Load	Sections	Max Enroll
	690 Special Projects	2	2		0.13	4		1	12
	826 Basic Writing Skills	183	131	2.00	38.02	1,141	570	6	188
	836 Writing Development	164	110	1.31	22.96	689	527	6	156
	846 Reading & Writing Connections	244	174	2.67	50.92	1,528	573	8	208
	875 English Grammar	54	43	0.40	5.40	162	405	2	64
ESOL	400 English Comp-Nonnative Speaker	187	156	2.67	38.93	1,168	438	8	208
	655 ESL Supplement	67	65	0.40	7.14	214	535	2	1,998
	801 Basic Conversational English	25	18	0.13	2.67	80	600	1	35
	802 Int. Conversational English	39	26	0.27	4.16	125	468	2	70
	820 ENGL Spkrs Other Languages II	23	22	0.60	7.82	235	391	1	35
	830 ENGL Spkrs Other Languages III	30	24	0.60	10.20	306	510	1	35
	832 ENGL Spkrs Other Lang III (2)	24	20	0.27	4.16	125	468	1	35
	840 ENGL Spkrs Other Languages IV	56	40	1.20	19.04	571	476	2	70
	842 ENGL Spkrs Other Lang IV (2nd)	35	32	0.60	6.84	205	342	2	65
	861 Hi-Beginning ESL Read & Write	25	22	0.27	4.33	130	487	1	35
	871 High-Beginning ESL Grammar	28	24	0.20	3.92	118	588	1	35
	875 Advanced ESL Grammar & Editing	19	10	0.20	1.90	57	285	1	35
FASH	113 Textiles	27	24	0.10	2.70	81	810	1	41
	119 Clothing, Culture, & Society	24	21	0.10	2.40	72	720	1	40
	151 Fashion Merchandising	30	24	0.20	3.00	90	450	1	40
	690 Special Projects	2	2	0.00	0.13	4	#INF	1	20
FCS	113 Textiles	8	8	0.10	0.80	24	240	1	41
	119 Clothing, Culture and Society	15	10	0.10	1.50	45	450	1	40
	212 Child, Family & Community	4	3	0.20	0.40	12	60	2	80
	213 Child-Parent Relations	8	7	0.20	0.80	24	120	2	80
	310 Nutrition	138	103	0.80	14.15	425	531	4	160
	690 Special Projects	4	3		0.23	7		1	5
FILI	111 Elementary Filipino I	42	34	0.20	5.88	176	882	1	40
FILM	440 Film Study and Appreciation	66	51	0.20	6.60	198	990	1	60
FITN	106 Varsity Conditioning	79	77	0.83	15.86	476	577	5	150
	116 Body Conditioning	55	49	0.45	7.70	231	513	3	120
	201 Beginning Weight Conditioning	11	10	0.08	1.65	50	660	1	25
	Men's Beg Weight Conditioning	32	26	0.15	4.48	134	896	2	70
	202 Intermed Weight Conditioning	24	23	0.15	3.36	101	672	2	60
	Men's Int. Weight Conditioning	6	5	0.08	0.84	25	336	1	35
	205 Weight Conditioning	167	143	0.83	22.74	682	827	6	235
	301 Spinning	155	119	1.05	15.50	465	443	7	189
	303 Trail Hiking	22	17	0.08	2.20	66	880	1	50
	305 Running for Fitness	22	16	0.15	3.08	92	616	1	35
	332 Stretching & Flexibility	26	22	0.15	3.64	109	728	1	30
	334 Yoga	215	174	0.68	27.72	832	1,232	5	210
	335 Pilates	150	113	0.60	15.00	450	750	4	165
	400 Fitness Academy	53	36	0.30	2.29	69	229	1	75
GEOL	100 Survey Of Geology	43	38	0.20	4.30	129	645	1	40
	Survey of Geology	40	39	0.20	4.00	120	600	1	40
	105 Environmental Earth Science	43	36	0.20	4.30	129	645	1	35
	210 General Geology	38	36	0.37	7.60	228	611	2	40
	General Geology - Honors	6	5	0.15	1.20	36	245	1	20

			Census Headcount	End of Term Headcount	FTEF	FTES	WSCH	Load	Sections	Max Enroll
HIST	100	History Western Civ I	64	40	0.40	6.40	192	480	2	90
	106	World Civilizations II	26	11	0.20	2.60	78	390	1	45
	108	American History Survey	99	63	0.40	9.90	297	743	2	125
		Survey of American History	29	21	0.20	2.90	87	435	1	45
	201	United States History I	205	141	0.80	20.50	615	769	4	180
		United States History I-Honors	17	16	0.20	1.70	51	255	1	30
	202	United States History II	153	129	0.80	15.30	459	574	4	180
	235	History of Ethnic Groups in US	79	44	0.20	7.90	237	1,185	1	80
	240	History of Ethnic Groups in CA	164	110	0.80	16.87	506	633	4	180
	244	African American History	42	37	0.20	4.20	126	630	1	45
	300	History of San Francisco	40	36	0.20	4.00	120	600	1	45
	310	California History	200	146	0.80	20.00	600	750	4	215
	420	Survey of Latin American Hist.	24	17	0.20	2.40	72	360	1	45
	430	Early Asian Civilizations	31	23	0.20	3.10	93	465	1	45
HSCI	100	General Health Science	71	60	0.40	7.10	213	533	2	80
	130	Human Sexuality	228	194	1.00	23.18	695	695	5	195
	484	Medical Terminology	31	26	0.10	3.10	93	930	1	30
	690	Special Projects	1	1	0.00	0.07	2	#INF	1	10
HUM.	106	Awakening of Individuality	67	54	0.40	6.96	209	522	2	90
	117	Arts, Senses and Imagination	58	38	0.40	5.80	174	435	2	90
INDV	101	Beginning Archery	22	21	0.08	2.20	66	880	1	30
	105	Intermediate Archery	8	8	0.08	0.80	24	320	1	30
	121	Beginning Badminton	31	30	0.08	3.10	93	1,240	1	30
	125	Advanced Badminton	5	4	0.08	0.50	15	200	1	30
	126	Coed Club Badminton	18	18	0.00	1.65	49	#INF	1	28
	160	Golf	27	24	0.15	3.78	113	756	1	25
	169	Golf Swing Analysis	33	31	0.15	4.62	139	924	1	25
	182	Tai Chi	25	23	0.15	2.50	75	500	1	30
	251	Beginning Tennis	32	24	0.10	3.92	118	1,176	2	60
	253	Intermediate Tennis	16	14	0.10	2.00	60	600	2	60
255	Advanced Tennis	8	7	0.10	1.00	30	300	2	60	
INTD	120	Design for Multicultural Pop.	18	16	0.20	1.80	54	270	1	40
JOUR	110	Mass Media & Society	26	21	0.20	2.60	78	390	1	30
	120	Writing & Reporting for Media	14	9	0.10	1.96	59	588	1	26
	121	AdvWriting&Reporting for Media	4	4	0.10	0.56	17	168	1	26
	300	Newspaper Production	8	7	0.20	1.81	54	272	1	15
	302	Newspaper Workshop	11	11	0.00	0.50	15	#INF	1	15
LEGL	245	Legal Operations	35	27	0.20	3.50	105	525	1	45
	250	Legal Research	17	15	0.20	1.70	51	255	1	45
	252	Principles of Civil & Admin. P	20	16	0.20	2.00	60	300	1	35
	260	Adv. Legal Research & Writing	16	13	0.20	1.76	53	264	1	45
	304	Concepts of Criminal Law	3	2	0.10	0.30	9	90	1	45
	306	Legal Aspects of Evidence	3	2	0.10	0.30	9	90	1	45
	320	Criminal Investigation	4	4	0.10	0.40	12	120	1	45
	445	Law Office Management	18	16	0.10	1.98	59	594	1	35
690	Special Projects	3	2	0.00	0.17	5	#INF	1	3	
LIT.	113	The Novel	11	7	0.10	1.10	33	330	1	32
		The Novel - Honors	8	7	0.10	0.80	24	240	1	32

		Census Headcount	End of Term Headcount	FTEF	FTES	WSCH	Load	Sections	Max Enroll	
	151	Intro to Shakespeare - Honors	6	2	0.10	0.60	18	180	1	30
		Introduction to Shakespeare	12	10	0.10	1.20	36	360	1	30
	166	Women on Writing	8	5	0.03	0.05	1	43	1	120
	191	Children's Literature	12	11	0.10	1.20	36	360	1	32
	432	Folklore	26	20	0.20	2.60	78	390	1	35
LSCI	100	Intro to Information Research	38	18	0.20	1.27	38	190	3	86
	110	Digital Oral Research Project	30	27	0.07	1.62	49	728	1	30
LSKL	110	Directed Experience--Tutoring	1	1	0.00	0.00	0		1	30
	800	Supervised Tutoring	233	218	0.00	15.16	455	#INF	1	999
		Supervised Tutoring - Trio	18	17	0.00	1.69	51	#INF	1	500
	801	Study Skills Assistance	14	14	0.07	1.87	56	843	1	30
	803	Superv. Peer Tutoring - MESA	56	50	0.00	14.57	437	#INF	1	150
	820	Cmputr-Based Independent Study	30	27	0.00	1.67	50	#INF	1	999
	830	The Sentence	24	17	0.00	0.37	11	#INF	1	32
	831	Editing and Proofreading	26	24	0.00	0.40	12	#INF	1	32
	832	Sentence Combining	23	21	0.00	0.35	11	#INF	1	32
	833	Multi-intelligent Lrning Strat	17	10	0.03	0.26	8	233	1	32
	853	Writing and Reading Assistance	92	74	0.77	2.88	86	113	7	6,993
MATH	110	Elementary Algebra	235	151	2.47	51.67	1,550	628	7	280
		Elementary Algebra - ASTEP	15	15	0.33	3.10	93	279	1	40
	111	Elementary Algebra I	176	145	1.00	24.87	746	746	5	200
	112	Elementary Algebra II	132	108	0.70	18.48	554	792	4	160
		Elementary Algebra II - PUENTE	8	4	0.10	1.12	34	336	1	40
	115	Geometry	18	15	0.27	3.12	94	351	1	40
	120	Intermediate Algebra	330	229	3.47	70.45	2,113	610	10	395
		Intermediate Algebra-ASTEP	48	39	0.33	9.92	298	893	1	40
	122	Intermediate Algebra I	54	45	0.40	7.56	227	567	2	80
	123	Intermediate Algebra II	53	43	0.40	7.42	223	557	2	80
	130	Analytical Trigonometry	24	8	0.20	3.36	101	504	1	40
		Trigonometry	111	91	0.60	15.54	466	777	3	110
	200	Elem Probability & Stat.	25	17	0.13	4.33	130	975	1	40
		Elem Probability & Statistics	221	164	1.07	35.17	1,055	989	5	235
		Elem Probability&Stats-Honors	8	8	0.13	1.39	42	312	1	40
		Probability & Statistics	41	26	0.27	7.11	213	799	1	40
	201	Quantitative Reasoning	12	10	0.20	1.68	50	252	1	40
	222	Precalculus	27	14	0.33	5.94	178	535	1	40
	241	Applied Calculus I	32	25	0.40	7.68	230	576	1	40
	242	Applied Anal Geom/calc II	22	19	0.10	3.08	92	924	1	40
		Applied Calculus II - Honors	8	6	0.10	1.12	34	336	1	40
	251	Calc/Anal. Geom - Honors	3	1	0.17	0.62	19	112	1	40
		Calculus/Analytic Geometry I	55	44	0.50	11.97	359	718	2	80
	252	Calc/Analytic Geom II - Honors	12	11	0.17	2.48	74	446	1	40
		Calcu/Analytic Geometry II	20	14	0.33	4.13	124	372	1	40
		Calculus/anal Geometry II	19	17	0.17	3.93	118	707	1	40
	253	Calculus/anal Geomtry III	26	20	0.33	5.37	161	484	1	40
	270	Linear Algebra	20	13	0.20	2.80	84	420	1	40
	275	Ordinary Differential Equation	10	6	0.20	1.40	42	210	1	40
	650	Supp. Math Instr. - Gateway	21	8	0.00	1.05	32	#INF	1	25

		Census Headcount	End of Term Headcount	FTEF	FTES	WSCH	Load	Sections	Max Enroll
	Supp. Math Instruction-BIOTECH	21	21	0.13	1.28	38	288	1	100
	Supplemental Math Inst. - TRIO	41	37	0.00	1.58	47	#INF	1	100
	Supplemental Math Instruction	32	25	0.00	0.91	27	#INF	1	100
811	Fundamentals of Math - Gateway	28	14	0.33	5.79	174	521	1	25
	Fundamentals of Mathematics	117	80	1.00	25.00	750	750	3	120
	Pre-Algebra	40	32	0.33	8.27	248	744	1	40
MUS.	100 Fundamentals Of Music	64	51	0.20	6.40	192	960	1	45
	Fundamentals of Music	49	40	0.20	4.90	147	735	1	45
110	Music Theory I	15	7	0.20	1.50	45	225	1	25
115	Music, Art And Ideas	9	5	0.10	0.90	27	270	1	45
202	Music Appreciation	145	112	0.80	14.50	435	544	4	180
204	Music History	28	18	0.20	2.80	84	420	1	45
250	World Music	31	26	0.20	3.10	93	465	1	45
275	History of Jazz	26	17	0.20	2.60	78	390	1	45
290	Intro to MIDI Music	9	9	0.27	2.40	72	263	1	20
301	Piano I	89	57	0.86	18.04	541	632	5	120
302	Piano II	15	9	0.25	3.08	93	366	3	60
303	Piano III	9	8	0.11	1.88	57	495	3	60
304	Piano IV	2	0	0.11	0.40	12	105	2	40
377	Beginning Guitar	17	10	0.04	3.40	102	2,833	1	30
	Guitar I	26	21	0.06	5.20	156	2,562	1	30
378	Guitar II	9	8	0.06	1.80	54	908	1	30
	Intermediate Guitar	9	7	0.04	1.80	54	1,500	1	30
379	Guitar III	12	10	0.05	2.40	72	1,600	1	50
	Advanced Guitar	4	4	0.04	0.80	24	667	1	30
380	Guitar IV	8	8	0.08	1.60	48	593	2	80
383	Guitar Ensemble I	3	2	0.05	0.60	18	400	1	50
401	Voice I	38	25	0.23	7.60	228	1,013	2	90
402	Voice II	5	5	0.07	1.00	30	411	2	90
403	Voice III	6	4	0.07	1.20	36	493	2	90
404	Voice IV	11	11	0.07	2.20	66	904	2	90
420	Traditional Kulintang Music	8	6	0.18	1.33	40	222	1	30
430	Concert Band	6	6	0.10	0.60	18	174	1	45
450	Jazz Band	4	4	0.10	0.44	13	128	1	45
470	Choir	15	13	0.13	1.17	35	275	2	125
665	Concert Band-ContemporaryMusic	16	16	0.10	1.60	48	465	1	45
665	Piano: Dance Music	5	4	0.05	1.08	33	594	1	20
665	Voice: Creepy Crawly Movie Mus	4	3	0.03	0.80	24	857	1	45
665	Guitar: Blues Improvisation	10	9	0.05	2.00	60	1,333	1	50
665	Jazz Band: Dave Wolpe Music	12	12	0.10	1.32	40	383	1	45
665	Choir: Faure' Requiem	14	14	0.10	1.27	38	381	1	80
690	Special Projects	8	8	0.00	0.28	9	#INF	5	28
OCEN	100 Survey Of Oceanography	80	69	0.40	8.00	240	600	2	70
	101 Oceanography Lab/Field Study	19	16	0.16	1.90	57	356	1	20
P.E.	105 The Student-Athlete Experience	42	40	0.13	2.80	84	630	1	30
	203 Sports Med Clinical Internship	5	5		0.27	8		1	30
	211 Prevent/Care-Athletic Injuries	10	8	0.13	0.67	20	150	1	30
PHIL	100 Intro To Philosophy	44	31	0.20	4.40	132	660	1	45

		Census Headcount	End of Term Headcount	FTEF	FTES	WSCH	Load	Sections	Max Enroll
	Introduction to Philosophy	79	60	0.40	8.26	248	620	2	90
103	Critical Thinking	73	60	0.40	9.93	298	745	2	90
200	Introduction To Logic	15	9	0.20	1.50	45	225	1	45
240	Introduction to Ethics	39	26	0.20	3.90	117	585	1	45
	Introduction to Ethics-Honors	14	11	0.20	1.40	42	210	1	30
320	Asian Philosophy	15	10	0.20	1.50	45	225	1	45
PHYS	210 General Physics I	48	36	0.52	11.52	346	665	2	50
	211 General Physics I-Calculus Sup	6	6	0.07	0.20	6	90	1	25
	220 General Physics II	25	21	0.36	6.00	180	500	1	25
	221 Gen Physics II Calculus Sup	18	18	0.07	0.60	18	270	1	25
	250 Physics With Calculus I	19	14	0.36	4.56	137	380	1	25
	260 Physics with Calculus II	26	15	0.36	6.24	187	520	1	25
PLSC	115 Comparative Government	19	18	0.20	1.90	57	285	1	45
	130 International Relations	25	23	0.20	2.50	75	375	1	45
	200 National, State & Local Govt	150	129	0.60	15.00	450	750	3	135
	210 American Politics	127	94	0.60	13.13	394	657	3	135
	301 Calif State & Urban Govt	36	27	0.20	3.60	108	540	1	45
PSYC	100 General Psychology	433	326	2.20	43.72	1,312	596	11	495
	105 Experimental Psychology	37	37	0.20	3.70	111	555	1	45
	110 Courtship, Marriage and Family	44	40	0.10	4.40	132	1,320	1	45
	171 Quantitative Reasoning in Psyc	77	73	0.40	10.90	327	818	2	90
	200 Developmental Psychology	137	127	0.60	13.70	411	685	3	135
	201 Child Development	62	38	0.40	6.44	193	483	4	180
	268 Black Psychology	10	2	0.20	1.00	30	150	1	45
	300 Social Psychology	46	31	0.20	4.60	138	690	1	45
	390 Psychology of Consciousness	19	12	0.20	1.90	57	285	1	40
	410 Abnormal Psychology	36	28	0.20	3.60	108	540	1	45
R.E.	100 Real Estate Principles	54	44	0.20	5.40	162	810	1	100
	110 Real Estate Practice	44	37	0.20	5.13	154	770	1	65
	130 CA Mortgage Loan Broker & Lend	35	30	0.20	3.50	105	525	1	60
READ	826 Reading Improvement	156	104	1.00	21.84	655	655	5	168
	836 Academic Reading Strategies	125	94	0.80	17.50	525	656	4	140
RPTH	430 Respiratory Therapeutics	19	18	0.59	7.09	213	363	1	25
	438 Clinical Clerkship I	19	18	0.13	5.70	171	1,283	1	25
	445 Respiratory Diseases I	19	18	0.13	1.27	38	285	1	25
	475 Hemodynamic Monitoring	21	21	0.13	1.40	42	315	1	25
	480 Diagnostic Testing/Outpatient	21	21	0.13	1.40	42	315	1	25
	485 Clinical Medicine Seminar	21	21	0.13	1.40	42	315	1	25
	488 Clinical Clerkship IV	21	21	0.37	15.36	461	1,257	1	25
	495 Resp Care Brd Exam Prep & Revw	21	21	0.13	1.40	42	315	1	25
	690 Special Project: Resp. Therapy	21	21	0.00	1.40	42	#INF	1	25
SGOV	112 Student Government II	5	5	0.07	0.17	5	75	1	30
	115 Community Service & Leadership	11	9	0.07	0.37	11	165	1	30
	690 Special Project	2	2	0.00	0.07	2	#INF	1	2
SOCI	100 Intro to Sociology-Honors	8	4	0.10	0.80	24	240	1	30
	Introduction To Sociology	69	47	0.40	6.90	207	518	2	90
	Introduction to Sociology	47	32	0.30	4.70	141	470	2	75

		Census Headcount	End of Term Headcount	FTEF	FTES	WSCH	Load	Sections	Max Enroll
	105 Contemporary Social Issues	18	12	0.20	1.80	54	270	1	45
	110 Courtship/Marriage/Family	8	7	0.10	0.80	24	240	1	45
	141 Race & Ethnicity	40	25	0.40	4.00	120	300	2	90
	142 Filipina/o Community Issues	26	22	0.20	2.60	78	390	1	45
SPAN	110 Elementary Spanish	69	48	0.50	14.26	428	856	2	66
	Elementary Spanish - Honors	5	3	0.17	1.03	31	186	1	26
	111 Elementary Spanish I	44	38	0.20	6.60	198	990	1	40
	112 Elementary Spanish II	23	14	0.20	3.45	104	518	1	40
	120 Adv. Elementary Spanish	19	13	0.17	3.99	120	718	1	35
	Elementary Spanish -Honors	7	7	0.17	1.47	44	265	1	35
	130 Intermediate Spanish	13	9	0.13	1.82	55	409	2	80
	Intermediate Spanish - Honors	9	7	0.07	1.26	38	567	1	40
	801 Conversational Spanish I	24	9	0.13	2.40	72	540	1	30
SPCH	100 Public Speaking	284	225	1.80	40.03	1,201	667	9	288
	120 Interpersonal Communication	170	147	1.00	17.40	522	522	5	160
	140 Group Discussion	17	16	0.10	1.70	51	510	1	40
	Group Discussion - Honors	4	4	0.10	0.40	12	120	1	40
	150 Intercultural Communication	59	46	0.40	5.90	177	443	2	62
SURG	442 Surgical Specialties	13	13	0.40	2.60	78	195	1	25
	443 Clinical Practice for SURG	13	13	0.20	13.87	416	2,080	1	25
	445 Intro to Central Service Tech	37	37	0.96	10.74	322	336	2	39
	446 Clinical Practice for CST	35	34	0.13	12.43	373	2,798	1	24
	665S Surgical Technology Exam Prep	4	4	0.03	0.03	1	27	1	10
	665S Certification Review-SP Techs	21	21	0.13	1.28	38	288	1	35
	690 Individual Study: Surg Tech	2	2	0.00	0.13	4	#INF	1	5
TCOM	100 TCOM, Networking & Wireless	33	26	0.20	3.63	109	545	1	24
	316 Managing Linux-Based Intra-net	9	8	0.10	1.41	42	423	1	24
	405 Electrical Fund. for TCOM	7	4	0.47	2.15	64	136	1	24
	410 Installation/Wiring Practices	22	17	0.47	6.75	202	428	1	25
	420 Signal Transmission/Radio Freq	8	8	0.47	2.45	74	156	1	24
	451 PC Configuration and Repair	13	12	0.23	3.99	120	513	1	24
	452 A+ Certification Exam Prep	8	7	0.07	0.27	8	120	1	24
	480 Network Fundamentals (LAN)	18	17	0.10	2.70	81	810	1	30
	481 Advanced Local Area Network	15	13	0.10	2.10	63	630	1	24
	482 Introduction to Routers	25	18	0.20	3.50	105	525	1	24
	483 Network Switches-Concepts&Apps	14	14	0.20	1.96	59	294	1	24
	484 Routing Concepts & Apps	15	15	0.20	2.35	71	353	1	24
	486 Network Security	10	10	0.10	1.40	42	420	1	25
	670 Tcom Work Experience	12	10	0.07	1.43	43	645	1	30
TEAM	111 Beginning Basketball	67	48	0.23	9.38	281	1,251	3	120
	115 Advanced Basketball	51	39	0.23	7.14	214	952	3	120
	116 Basketball: Indv Skill Develop	31	30	0.30	3.02	91	302	2	57
	117 Tournament Basketball	43	37	0.30	4.34	130	434	2	44
	132 Flag Football	25	19	0.15	2.50	75	500	1	30
	141 Beginning Soccer	15	14	0.08	1.50	45	600	1	30
	145 Advanced Soccer	6	6	0.08	0.60	18	240	1	30
	148 Indoor Soccer	72	68	0.30	7.20	216	720	2	70

		Census	End of	FTEF	FTES	WSCH	Load	Sections	Max		
		Headcount	Term						Enroll		
	149	Women's Soccer Theory	23	22	0.15	2.45	74	491	1	25	
	179	Tournament Volleyball	20	19	0.15	1.94	58	389	1	24	
	190	Baseball Theory, Defense	37	37	0.32	6.77	203	641	1	50	
	192	Men's Basketball Theory, Defen	18	18	0.22	2.19	66	304	1	25	
	194	Women's Basketball Theory, Def	13	13	0.22	1.58	48	219	1	25	
	690	Special Project	26	24	0.00	0.77	23	#INF	1	30	
VARS	100	Varsity Baseball	5	5	0.00	1.62	49	#INF	1	40	
		Varsity Men's Baseball	40	40	0.60	13.32	400	666	1	40	
	110	Varsity Basketball	10	10	0.00	1.67	50	#INF	1	25	
		Varsity Men's Basketball	7	6	0.30	1.23	37	123	1	25	
	300	Vars. Women's Basketball	14	14	0.30	2.43	73	243	2	50	
	350	Women's Varsity Badminton	14	13	0.50	4.59	138	275	2	56	
Spring 2009	ACTG	100	Accounting Procedures	142	96	0.80	18.84	565	707	4	160
		103	Ten-Key Skills	20	15	0.03	0.93	28	841	1	25
		121	Financial Accounting	225	156	1.60	43.78	1,313	821	6	235
		131	Managerial Accounting	122	109	1.07	21.46	644	603	4	155
		171	Individual Income Taxes	35	31	0.25	7.00	210	851	1	40
		172	Business Income Taxes	29	21	0.20	5.12	154	769	1	35
		194	Intro. Quickbooks/Quickbks Pro	59	45	0.13	1.50	45	337	2	65
		196	Inter Quickbooks/Quickbks.-Pro	32	19	0.07	1.00	30	450	1	30
		690	Special Projects	0	0	0.00				1	7
		ADAP	358	Adapted Strength Development	65	63	0.45	6.21	186	414	3
359	Balance/Functional Movement...		53	52	0.30	4.87	146	487	2	60	
ADMJ	100	Intro to Admin of Justice	87	56	0.40	9.05	271	679	2	90	
	102	CP4Princ/Procedures of Justice	42	34	0.20	4.20	126	630	1	45	
	104	Concepts of Criminal Law	45	38	0.10	4.50	135	1,350	1	45	
	106	Legal Aspects of Evidence	42	41	0.10	4.20	126	1,260	1	45	
	110	Police Report Writing	37	33	0.20	4.32	130	648	1	45	
	120	Criminal Investigation	41	40	0.10	4.10	123	1,230	1	45	
	125	Juvenile Procedures	41	35	0.20	4.10	123	615	1	45	
	180	Criminal Identification	11	5	0.20	1.17	35	176	1	45	
ANTH	110	Cultural Anthropology	94	73	0.40	9.40	282	705	2	90	
		Cultural Anthropology-Honors	7	4	0.20	0.70	21	105	1	30	
	125	Physical Anthropology	68	51	0.40	7.25	218	544	2	90	
		Physical Anthropology-Honors	14	10	0.20	1.40	42	210	1	30	
	150	Introduction to Archaeology:	17	12	0.20	1.70	51	255	1	45	
	360	Indians Of North America	23	15	0.20	2.30	69	345	1	45	
680	Anthropology of Death	22	19	0.20	2.35	70	352	1	45		
ARBC	111	Elementary Arabic I	32	22	0.20	4.48	134	672	1	35	
	112	Elementary Arabic II	32	29	0.20	4.48	134	672	1	35	
ART	101	History of Art I	32	20	0.20	3.20	96	480	1	45	
	102	History Of Art II	46	41	0.20	4.60	138	690	1	45	
		History of Art II	40	30	0.20	4.00	120	600	1	45	
	115	Art, Music And Ideas	46	41	0.10	4.60	138	1,380	1	45	
	120	Art of the Americas	39	26	0.20	3.90	117	585	1	45	
	130	Art Appreciation	43	36	0.40	4.72	142	354	2	90	
	204	Drawing I	59	53	0.28	16.34	490	1,751	2	70	
205	Drawing II	9	8	0.28	2.25	67	241	2	70		

		Census Headcount	End of Term Headcount	FTEF	FTES	WSCH	Load	Sections	Max Enroll
207	Life Drawing	22	13	0.17	6.60	198	1,165	1	35
208	Portrait Drawing I	26	22	0.19	5.93	178	940	2	70
209	Portrait Drawing II	8	7	0.19	1.60	48	255	2	70
214	Color	17	16	0.19	4.03	121	636	2	70
221	Painting I	43	39	0.24	9.97	299	1,221	2	70
222	Painting II	9	8	0.24	1.77	53	217	2	70
231	Watercolor I	14	13	0.12	2.24	67	576	1	35
232	Watercolor II	2	2	0.12	0.32	10	82	1	35
248	Portraits in Pastel	5	5	0.11	1.50	45	397	1	35
301	Design	18	17	0.11	5.40	162	1,430	1	35
302	Advanced Design	3	3	0.11	0.90	27	238	1	35
351	Photography I	51	44	0.50	13.98	419	833	3	81
352	Photography II	18	10	0.39	4.81	144	370	3	81
353	Photography III	8	8	0.22	2.03	61	273	2	54
354	Color Photography I	18	11	0.06	3.00	90	1,587	1	27
355	Color Photography II	1	1	0.06	0.17	5	88	1	27
405	Sculpture I	25	22	0.14	6.69	201	1,434	2	70
406	Sculpture II	6	6	0.14	1.64	49	351	2	70
407	Sculpture III: Direct Metal	6	5	0.14	1.64	49	351	2	70
411	Ceramics I	55	48	0.26	16.50	495	1,941	3	105
412	Ceramics II	16	16	0.26	4.80	144	565	3	105
417	Ceramic Glazing Techniques	10	9	0.26	3.00	90	353	3	105
665	Adv. Ceramics: LargeScaleForms	12	12	0.09	3.60	108	1,271	1	35
665	FundamentalDigital Photography	27	24	0.09	1.54	46	514	1	27
665	Black & White Photo Lab	8	7	0.14	0.80	24	171	1	27
665	Basic Lighting Techniques	22	19	0.09	1.26	38	419	1	27
665	Gallery Practicum	6	4	0.05	0.20	6	128	1	10
665	Advanced Life Drawing	3	2	0.17	0.90	27	159	1	35
665	Intensive Painting Studio	15	12	0.07	0.46	14	196	1	30
665	Sculpture:Lost Wax Bronze Cast	3	3	0.08	0.96	29	346	1	35
665	Sculpture:Figurative Sculpture	9	9	0.06	2.04	61	1,079	1	35
665	Exploring Portraiture	1	1	0.11	0.30	9	79	1	35
665	Ceramic Surface Techniques	10	10	0.17	3.00	90	529	2	70
665	Portraiture:The Essential Self	11	9	0.07	1.83	55	735	1	35
690	Special Projects	25	25	0.00	0.92	28	#INF	6	65
ASL	111 American Sign Language I	79	63	0.40	11.74	352	881	2	70
	112 American Sign Language II	19	13	0.20	2.85	86	428	1	30
ASTR	100 Introduction To Astronomy	56	50	0.20	6.16	185	924	1	40
	Introduction to Astronomy	23	16	0.00	2.30	69	#INF	1	75
AUTO	665 Smog Check Update 2007	24	24	0.07	0.67	20	302	1	28
	665 Electric & Hybrid Vehicles	18	16	0.07	0.82	25	353	1	26
	665 Smog Check Training	14	14	0.09	0.64	19	213	1	24
	665 Evaporative Emission Systems	21	21	0.05	0.55	16	352	1	24
	665 BAR A8 Alt. Engine Performance	21	21	0.09	1.28	38	412	1	24
	665 BAR L1 Alternative Training	20	20	0.09	1.22	37	392	1	26
	665 Multiplexing & Can Systems	13	13	0.07	0.37	11	164	1	26
	665 Advanced Lab Scope (DSO)	12	12	0.07	0.34	10	151	1	26
	665 Intro to Lab Scope (DSO)	15	15	0.07	0.40	12	178	1	26

		Census Headcount	End of Term Headcount	FTEF	FTES	WSCH	Load	Sections	Max Enroll
	665E 2009 Smog Check Update	216	214	0.51	6.46	194	377	8	192
	665E ASE Test Prep:A1 Engine Repair	13	13	0.03	0.11	3	96	1	24
	665E Smog Check Update 2005	20	19	0.11	0.61	18	161	1	30
	665E Car Care Basics for Women	21	19	0.03	0.27	8	247	1	24
	665E Vintage Cars	31	29	0.07	1.68	50	754	1	25
	670 Automotive Work Experience	3	2	0.00	0.10	3	#INF	1	10
	690 Special Projects	2	1	0.00	0.07	2	#INF	2	15
	Special Projects In Auto	0	0	0.00				4	80
	706 Toyota Engines	21	20	0.45	6.50	195	430	1	24
	707 Toyota Transmissions	21	20	0.59	8.44	253	431	1	24
	708 Auto Principles Lab	27	24	0.15	3.15	95	644	1	26
	710 Fundamentals: Auto Technology	72	63	0.67	14.01	420	624	3	78
	713 Electricity/Electronics	23	22	1.00	17.17	515	515	1	24
	721 Steering, Suspension & Brakes	23	20	1.00	17.17	515	515	1	24
	734 Auto Engine Diagnosis & Repair	24	22	1.00	17.92	538	538	1	24
	735 Trans/Drive Trains Diag/Repair	24	24	1.00	17.28	518	518	1	24
	752 Advanced Engine Performance	26	25	1.00	19.41	582	582	1	24
	755 High Performance Engines II	26	22	0.10	2.38	71	713	1	20
	758 Auto Computer Controls	15	15	0.09	1.83	55	588	1	24
	768 OnBoard Diagnostics II(OBDII)	21	19	0.10	2.56	77	768	1	26
	772 Clean Air Car I	20	20	0.10	2.13	64	640	1	24
	777 Automatic Transmissions I	7	7	0.10	0.64	19	192	1	27
	778 Manual Transmissions I	11	8	0.07	1.01	30	432	1	24
	779 Block Service	29	26	0.07	2.65	80	1,193	1	24
	791 Automotive Chassis II	11	9	0.10	1.01	30	302	1	24
	793 Engine Performance	14	11	0.10	1.28	38	384	1	24
	823 Block Service	1	0	0.07	0.00	0	0	1	20
	832 Automatic Transmissions I	2	2	0.10	0.18	5	55	1	27
	842 Clean Air Car I	0	0	0.10	0.00	0	0	1	24
	852 Automotive Chassis II	0	0	0.10	0.00	0	0	1	24
	855 High Performance Engines II	0	0	0.10	0.00	0	0	1	20
	858 Auto Computer Controls	3	3	0.09	0.24	7	78	1	24
	868 OnBoard Diagnostics II(OBDII)	2	2	0.09	0.24	7	78	1	26
	878 Manual Transmissions I	4	4	0.07	0.36	11	155	1	24
	893 Engine Performance	1	1	0.10	0.09	3	27	1	24
BIOL	101 Man In A Biological World	61	40	0.52	14.64	439	845	1	60
	110 Principles Of Biology	161	138	1.60	38.64	1,159	725	5	145
	130 Human Biology	187	137	0.60	19.68	591	984	3	175
	140 Animals, People & Environment	38	32	0.20	3.80	114	570	1	45
	150 Intro To Marine Biology	39	30	0.20	3.90	117	585	1	40
	215 Organismal Biology	64	50	0.84	21.76	653	777	2	60
	230 Intro To Cell Biology	26	25	0.42	7.97	239	570	1	30
	Introduction to Cell Biology	23	22	0.42	7.05	212	504	1	30
	240 General Microbiology	126	110	1.04	31.52	946	909	4	120
	250 Human Anatomy	302	226	2.84	73.75	2,212	779	9	270
	260 Intro To Physiology	61	56	0.94	21.21	636	677	2	60
	Intro to Physiology	58	54	0.94	19.93	598	636	2	60
	415 Intro to Biotech Training	16	15	0.95	17.33	520	549	1	25

		Census Headcount	End of Term Headcount	FTEF	FTES	WSCH	Load	Sections	Max Enroll	
	430	Introduction to Immunology	25	14	0.07	0.76	23	343	1	30
	665	Intro to Stem Cells Technology	20	14	0.03	0.21	6	192	1	25
	675	Honors Colloq. in Biology	19	18	0.07	0.63	19	285	1	30
	690	Special Projects	7	6	0.00	0.43	13	#INF	3	30
BUS.	100	Introduction To Business	41	32	0.20	4.10	123	615	1	40
		Introduction to Business	72	53	0.40	7.20	216	540	2	70
	101	Human Relations at Work	25	18	0.20	2.50	75	375	1	40
	103	Intro Bus. Information Sys.	74	63	0.40	8.40	252	630	2	80
		Intro. Bus. Information Sys.	37	30	0.20	3.70	111	555	1	40
	107	Dealing with Difficult People	25	20	0.07	0.86	26	386	1	40
	120	Math Analysis For Bus.	109	84	0.60	15.03	451	752	3	120
	123	Statistics	99	72	0.60	12.40	372	620	3	115
	150	Small Business Management	24	14	0.20	2.40	72	360	1	40
	181	Personal Power & Leadership	22	15	0.10	1.13	34	339	1	30
	200	Intro International Business	20	20	0.20	2.00	60	300	1	40
	201	Business Law	79	60	0.40	7.90	237	593	2	80
	210	International Finance	14	14	0.10	0.70	21	210	1	30
	221	Intercultural Bus. Com.	22	17	0.10	1.10	33	330	1	30
	241	Doing Business in Asia	20	15	0.10	1.00	30	300	1	30
	243	Legal Environment of Int'l Bus	16	16	0.10	0.80	24	240	1	30
	279	Import/Export Management	13	12	0.10	0.65	20	195	1	30
	400	Business English	28	26	0.20	3.73	112	560	1	35
	401	Business Communications	16	15	0.20	1.60	48	240	1	30
	445	Law Office Management	6	5	0.10	0.70	21	210	1	35
	476	Intro to Medical Office Mngmt	41	30	0.20	4.10	123	615	1	35
	485	Medical Terminology	52	38	0.20	5.20	156	780	2	70
	486	Medical Transcription	13	9	0.27	3.47	104	390	1	30
	487	Medical Transcriber Internship	2	0	0.00	0.19	6	#INF	1	20
	489	Medical Coding ICD-9	25	21	0.20	2.75	83	413	1	35
	670	Business Work Experience	2	1	0.00	0.27	8	#INF	1	15
CAOT	100	Beginning Computer Keyboarding	108	72	0.21	6.53	196	948	4	126
	101	Cmputr Keyboarding Skill Build	51	37	0.10	2.80	84	813	2	62
		Computer Keyboarding	18	10	0.10	1.53	46	444	2	62
	104	Intro Computers w/Windows	61	45	0.20	4.05	121	607	2	65
		Intro to Computers w/Windows I	45	43	0.10	3.94	118	1,183	1	35
	105	Intro to Computers w/WindowsII	52	49	0.16	2.31	69	439	2	60
	200	Intro - Microsoft Office Suite	31	20	0.13	2.07	62	465	1	30
		Intro- Microsoft Office Suite	31	21	0.13	3.57	107	804	1	30
	201	Integrating MS Office Apps.	18	14	0.07	0.91	27	409	1	30
		Integration of MS Office Apps	20	14	0.07	0.67	20	300	1	30
	214	Word Processing I: Word	97	60	0.20	4.40	132	660	3	105
	215	Word Processing II: Word	55	48	0.27	5.26	158	592	2	65
	222	Bus Presentations I:PowerPoint	40	27	0.07	0.90	27	405	1	35
	223	Bus. Present II: PowerPoint	14	14	0.07	0.47	14	210	1	35
	225	Spreadsheets I Excel	49	40	0.07	1.57	47	705	1	40
		Spreadsheets I: Excel	31	31	0.07	1.03	31	465	1	40
		Spreadsheets I: Excel	43	32	0.07	2.26	68	1,017	1	35
	226	Spreadsheets II: Excel	105	73	0.40	7.28	219	546	3	115

		Census Headcount	End of Term Headcount	FTEF	FTES	WSCH	Load	Sections	Max Enroll
230	Database Apps I: Access	39	27	0.07	1.30	39	585	1	35
231	Database Apps II: Access	31	25	0.13	1.80	54	405	1	35
301	Maximize Employment Potential	36	24	0.07	1.20	36	540	1	30
400	Internet I	26	24	0.10	1.78	53	535	1	30
403	HTML & Web Authoring Apps. I	30	28	0.10	2.63	79	789	1	30
	HTML Apps & Web Authoring I	39	21	0.10	1.90	57	570	1	35
404	HTML & Web Authoring Apps II	46	43	0.20	3.24	97	486	2	60
410	Photoshop Essentials	75	46	0.20	3.52	106	528	2	70
411	Photoshop Portfolio	57	45	0.13	3.40	102	765	2	65
412	Flash I	31	17	0.10	1.55	47	465	1	35
413	Flash II	19	12	0.10	0.95	29	285	1	35
416	Adobe InDesign Essentials	14	7	0.20	1.15	35	173	1	30
480	Network Fundamentals (LAN)	7	6	0.10	1.00	30	301	1	30
690	Special Proj: Office Ad.	1	1	0.00	0.10	3	#INF	2	10
	Special Projects	1	1	0.00	0.03	1	#INF	1	5
CHEM	112 Chemistry in Action	24	18	0.36	6.40	192	533	1	30
	192 Elementary Chemistry	56	28	0.52	13.44	403	775	2	60
	210 General Chemistry I	142	79	1.84	49.69	1,491	810	5	150
	220 General Chemistry II	55	40	0.84	18.70	561	668	2	60
	234 Organic Chemistry I	26	16	0.20	2.60	78	390	1	25
	235 Organic Chemistry II	15	9	0.20	1.50	45	225	1	25
	237 Organic Chemistry Lab I	19	12	0.32	3.93	118	368	1	25
	238 Organic Chemistry Lab II	12	9	0.32	2.48	74	233	1	25
	410 Chem For Health Sciences	154	126	1.20	36.96	1,109	924	5	150
	690 Special Projects	0	0	0.00				1	10
CHIN	112 Elementary Chinese II	36	34	0.40	5.50	165	413	2	60
COMB	301 Beginning Wrestling	19	18	0.08	2.66	80	1,064	1	30
	302 Intermediate Wrestling	11	11	0.08	1.54	46	616	1	30
	404 Beginning Shotokan Karate	23	13	0.08	3.37	101	1,349	1	35
	405 Int. & Adv. Shotokan Karate	4	4	0.08	0.59	18	235	1	35
COMP	155 Computer Program VISUAL BASIC	18	12	0.20	2.70	81	405	1	24
	316 Managing Linux-Based Intra-net	8	6	0.10	1.25	38	376	1	24
	412 Flash I	13	6	0.10	0.65	20	195	1	35
	413 Flash II	7	2	0.10	0.30	9	90	1	35
	451 PC Configuration & Repair	7	6	0.23	2.15	64	276	1	24
	481 Network Systems Administration	5	3	0.10	0.70	21	210	1	24
	484 Adv. Routing Concepts & Apps	2	2	0.10	0.31	9	94	1	24
	486 Network Security	3	3	0.10	0.42	13	126	1	24
COOP	670 Vocational Cooperative Ed	517	429	3.47	57.27	1,718	496	14	624
	671 General Cooperative Education	28	23	0.27	1.67	50	188	2	70
COSM	665S Introduction to Flower Essence	15	14	0.03	0.15	5	137	1	20
	665S Introduction to Aromatherapy	19	17	0.03	0.26	8	233	1	20
	665S Intro to Hand and Foot Massage	23	23	0.03	0.30	9	275	1	20
	665S Intro Neck & Shoulder Massage	22	19	0.03	0.18	5	165	1	20
	665S Healing Tools for Wellness Pro	20	19	0.03	0.20	6	178	1	20
	665S Face & Decollete Massage	20	20	0.03	0.27	8	247	1	20
	665S Creating Infused Massage Oils	18	18	0.03	0.21	6	192	1	20
	665S Cosmetology Aide Prep Class I	27	24	0.03	1.70	51	1,907	1	30

		Census Headcount	End of Term Headcount	FTEF	FTES	WSCH	Load	Sections	Max Enroll
	665	24	22	0.13	2.10	63	473	1	30
	665	16	11	0.03	0.91	27	824	1	30
	690	2	2	0.00	0.23	7	#INF	3	30
	700	31	26	1.75	13.40	402	229	3	61
	710	27	22	0.72	9.42	283	393	2	50
	720	14	11	0.37	10.35	310	846	1	35
		28	28	0.67	14.15	424	630	2	55
	730	70	64	0.53	7.58	227	426	3	105
	740	43	42	0.87	20.14	604	697	3	70
	775	21	21	0.96	12.96	389	405	1	26
	785	10	9	0.67	2.66	80	118	1	15
COUN	100	95	87	0.80	9.97	299	374	4	125
		36	31	0.20	3.84	115	576	1	30
		29	23	0.20	2.63	79	394	1	30
		14	13	0.20	1.40	42	210	1	30
	105	22	22	0.03	0.26	8	233	1	30
	106	24	24	0.03	0.34	10	302	1	30
	107	23	23	0.03	0.30	9	275	1	30
	108	24	24	0.03	0.18	5	165	1	30
CRER	100	22	22	0.13	0.70	21	158	2	70
		15	14	0.07	0.40	12	180	1	40
	136	28	24	0.13	0.61	18	137	2	60
	137	106	88	0.60	10.60	318	530	3	90
		16	12	0.20	1.60	48	240	1	30
	410	62	62	0.00	0.06	2	#INF	1	1
		46	42	0.00	0.00	0		1	1
		11	11	0.00	0.15	5	#INF	1	1
		4	4	0.13	0.26	8	58	1	50
		16	13	0.13	0.98	29	219	1	40
		12	10	0.13	0.73	22	165	1	40
	650	12	12	0.07	0.37	11	166	1	35
		12	11	0.07	0.39	12	175	1	150
		32	32	0.07	1.04	31	466	1	30
	665	18	16	0.03	0.24	7	220	1	30
DANC	140	36	30	0.15	3.60	108	720	1	35
	152	31	26	0.15	3.10	93	620	1	40
	164	35	34	0.15	4.08	123	817	1	50
	165	34	33	0.15	3.40	102	680	1	30
	167	25	18	0.08	2.86	86	1,145	2	120
	168	7	4	0.08	0.79	24	316	2	120
	169	1	1	0.08	0.11	3	44	2	120
	171	18	13	0.15	1.80	54	360	1	40
	350	107	82	0.45	14.88	446	992	3	120
	665	32	17	0.15	3.20	96	640	1	45
	665	19	16	0.15	2.03	61	405	1	30
	665	23	18	0.04	2.53	76	2,024	1	60
SF		19	10	0.04	2.22	67	1,773	1	60
DSKL	811	7	6	0.00	0.09	3	#INF	1	6

		Census Headcount	End of Term Headcount	FTEF	FTES	WSCH	Load	Sections	Max Enroll
	Differential Learning Skills	32	30	0.00	0.33	10	#INF	7	30
821	Develop of Self-Advocacy Skill	28	26	0.00	0.38	11	#INF	3	90
825	Assistive Computer Technology	47	40	0.00	2.47	74	#INF	7	56
ECE.	191 Children's Literature I	9	7	0.10	0.99	30	297	1	32
	201 Child Development	143	103	0.50	15.23	457	914	5	225
	210 Early Child Ed Principles	40	29	0.20	4.00	120	600	1	40
	ECE Principles	43	26	0.20	4.30	129	645	1	40
	211 Early Child Ed Curriculum	29	24	0.20	2.90	87	435	1	40
	ECE Curriculum	41	36	0.20	4.51	135	677	1	40
	212 Child, Family & Community	61	55	0.20	6.10	183	915	2	80
	213 School-Age Child	30	24	0.20	2.74	82	411	1	40
	214 Child-Parent Relations	65	52	0.20	6.50	195	975	2	80
	225 Infant/Toddler Environments	36	25	0.20	3.29	99	494	1	40
	240 ECE Admin: Bus/Legal	36	32	0.20	3.46	104	518	1	40
	260 Children with Special Needs	30	27	0.20	2.88	86	432	1	40
	264 The Life Cycle of the Family	17	17	0.20	1.87	56	281	1	40
	335 Handling Behavior	31	26	0.20	3.10	93	465	1	40
	366 Practicum in Early Child. Ed.	15	15	0.20	5.61	168	841	1	20
	Practium in ECE	17	15	0.22	5.71	171	779	1	20
	665S Communicating with Parents	30	29	0.07	0.88	27	398	1	40
	670 Cooperative Education	46	43	0.33	4.80	144	432	2	50
	690 Research Project	4	3	0.00	0.27	8	#INF	1	5
ECON	100 Principles of Macro Economics	201	150	1.00	20.70	621	621	5	225
	Principles of Macroeconomics	52	40	0.20	5.20	156	780	1	45
	102 Principles of Micro Economics	143	120	0.80	14.74	442	553	4	170
	Principles of Microeconomics	26	23	0.20	2.60	78	390	1	45
EDUC	100 Introduction to Education	21	16	0.20	2.10	63	315	1	45
ELEC	110 Fundamentals of Electronics	20	15	0.29	4.13	124	423	1	24
	410 Intro-Solar Install/Integrate	22	17	0.20	5.87	176	880	1	20
EMC.	410 Emergency Medical Tech I	56	46	0.97	27.25	818	840	2	54
	425 CPR: Health Care Provider	48	48	0.10	0.73	22	220	3	63
ENGL	100 Composition	683	521	5.27	69.05	2,072	393	25	650
	Composition - Honors	21	15	0.20	2.10	63	315	1	20
	Composition - Scholar Athlete	56	53	0.40	5.60	168	420	2	52
	104 Applied Eng Sk for Cult Prod	47	42	0.20	4.70	141	705	1	50
	110 Comp, Lit, Critical - Honor	7	5	0.13	0.70	21	166	1	26
	Comp, Lit, Critical - Honors	18	12	0.25	1.80	54	213	1	20
	Comp, Lit, Critical Thinking	446	351	3.65	45.51	1,365	374	17	442
	Compos., Lit. & Crit. Thinking	25	18	0.20	2.50	75	375	1	32
	161 Creative Writing I	34	31	0.10	3.40	102	1,020	1	30
	162 Creative Writing II	3	3	0.10	0.30	9	90	1	30
	165 Advanced Composition	71	49	0.60	7.34	220	367	3	78
	166 Women on Writing	11	9	0.03	0.06	2	55	1	120
	690 Special Projects	5	5	0.00	0.37	11	#INF	1	12
	826 Basic Writing Skills	162	120	1.67	27.25	818	491	5	160
	836 Writing Development	85	60	0.65	8.50	255	390	3	78
	846 Reading & Writing Connections	338	240	3.66	58.80	1,764	482	11	286
	875 English Grammar	26	15	0.20	2.60	78	390	1	32

			Census Headcount	End of Term Headcount	FTEF	FTES	WSCH	Load	Sections	Max Enroll
ESOL	400	English Comp-Nonnative Speaker	158	130	1.67	26.33	790	474	5	130
	655	ESL Supplement	97	87	0.20	8.10	243	1,215	1	85
	802	Int. Conversational English	16	10	0.13	1.07	32	240	1	30
	830	ENGL Spkrs Other Languages III	34	31	0.60	10.20	306	510	1	35
	840	ENGL Spkrs Other Languages IV	69	52	1.20	20.70	621	518	2	70
	851	Hi-Beginning ESL Listen&Speak	33	25	0.20	3.63	109	545	1	30
	852	Pre-Int. ESL Listen & Speak	38	24	0.20	4.05	122	608	1	35
	862	Pre-Int. ESL Read & Write	59	52	0.53	7.87	236	442	2	70
	864	High-Int. ESL Reading&Writing	29	22	0.27	3.87	116	435	1	35
	872	Pre-Intermediate ESL Grammar	58	54	0.40	5.97	179	448	2	70
	874	High-Intermediate ESL Grammar	40	29	0.20	4.00	120	600	1	35
FASH	113	Textiles	23	21	0.10	2.30	69	690	1	41
	119	Clothing, Culture, & Society	24	22	0.10	2.40	72	720	1	40
	151	Fashion Merchandising	24	17	0.20	2.40	72	360	1	40
	152	Visual Merchandising	18	18	0.20	1.80	54	270	1	35
	690	Special Projects	0	0	0.00				1	20
FCS	113	Textiles	18	15	0.10	1.80	54	540	1	41
	119	Clothing, Culture and Society	17	14	0.10	1.70	51	510	1	40
	212	Child, Family & Community	4	4	0.20	0.40	12	60	2	80
	213	Child-Parent Relations	8	8	0.20	0.80	24	120	2	80
	310	Nutrition	140	101	0.80	14.00	420	525	4	160
	690	Special Projects	3	3		0.23	7		1	5
FILIP	111	Elementary Filipino I	34	27	0.20	4.76	143	714	1	35
	112	Elementary Filipino II	16	13	0.20	2.24	67	336	1	30
FILM	440	Film Study and Appreciation	59	51	0.20	6.49	195	974	1	60
FITN	106	Varsity Conditioning	15	14	0.30	2.77	83	277	1	30
	110	Adult Conditioning	32	32	0.30	3.32	100	332	2	70
	112	Cross Training	24	19	0.15	2.40	72	480	1	27
	116	Body Conditioning	154	142	1.13	28.00	840	747	7	300
	201	Beginning Weight Conditioning	10	9	0.08	1.40	42	560	1	30
		Men's Beg Weight Conditioning	28	20	0.08	3.92	118	1,568	1	40
	202	Intermed Weight Conditioning	10	10	0.08	1.40	42	560	1	30
		Men's Int. Weight Conditioning	9	7	0.08	1.26	38	504	1	40
	205	Weight Conditioning	156	142	0.83	21.11	633	768	7	310
	301	Spinning	109	94	0.60	15.26	458	763	4	108
	303	Trail Hiking	42	23	0.15	4.62	139	924	1	50
	305	Running for Fitness	34	27	0.15	4.76	143	952	1	40
	332	Stretching & Flexibility	32	27	0.15	4.48	134	896	1	30
	334	Yoga	130	104	0.45	18.20	546	1,213	3	135
	335	Pilates	174	135	0.75	23.64	709	946	5	195
	336	Yoga for Fitness and Wellness	89	75	0.23	7.22	217	963	2	90
400	Fitness Academy	56	45	0.30	3.08	92	308	1	75	
680	Back Fitness	17	17	0.15	1.70	51	340	1	25	
GEOG	150	World Regional Geography	31	27	0.20	3.10	93	465	1	45
	301	Intro. to Map Reading for GIS	9	7	0.07	0.26	8	116	1	35
	302	Intro to GIS and Arc View	10	9	0.07	0.29	9	129	1	35
	303	GIS Applications	6	4	0.07	0.21	6	93	1	35
GEOL	100	Survey Of Geology	49	47	0.20	4.90	147	735	1	40

		Census Headcount	End of Term Headcount	FTEF	FTES	WSCH	Load	Sections	Max Enroll
	Survey of Geology	28	22	0.20	2.80	84	420	1	50
105	Environmental Earth Science	38	32	0.20	3.80	114	570	1	35
210	General Geology	40	38	0.37	8.00	240	643	2	50
	General Geology - Honors	5	4	0.15	1.00	30	204	1	25
HIST	100 History Western Civ I	73	49	0.40	7.30	219	548	2	90
	101 History Western Civ II	19	16	0.20	2.03	61	304	1	45
	106 World Civilizations II	33	27	0.20	3.30	99	495	1	45
	108 American History Survey	82	58	0.40	8.20	246	615	2	90
	Survey of American History	25	20	0.20	2.50	75	375	1	45
	201 United States History I	312	221	1.40	33.23	997	712	7	350
	202 United States History II	161	135	0.80	16.62	499	623	4	180
	235 History of Ethnic Groups in US	37	33	0.20	3.70	111	555	1	45
	240 Hist-Ethnic Groups inCA-Honors	15	14	0.20	1.60	48	240	1	30
	History of Ethnic Groups in CA	183	137	0.80	19.36	581	726	4	180
	244 African American History	49	35	0.20	4.90	147	735	1	45
	310 California History	169	131	0.80	16.90	507	634	4	180
	420 Survey of Latin American Hist.	23	15	0.20	2.30	69	345	1	45
	432 Modern Asian Civilizations	29	23	0.20	2.90	87	435	1	45
	435 History of the Philippines	17	15	0.20	1.70	51	255	1	45
	463 Great Cities of the World III	26	23	0.20	2.60	78	390	1	45
HSCI	100 General Health Science	115	100	0.60	11.50	345	575	3	120
	130 Human Sexuality	204	178	1.00	20.97	629	629	5	195
	484 Medical Terminology	58	47	0.20	5.80	174	870	2	70
	690 Special Projects	0	0	0.00				1	10
HUM.	106 Awakening of Individuality	82	63	0.40	8.77	263	658	2	90
	117 Arts, Senses and Imagination	45	36	0.20	4.50	135	675	1	45
INDV	101 Beginning Archery	34	28	0.08	3.63	109	1,451	1	30
	105 Intermediate Archery	5	4	0.08	0.53	16	213	1	30
	121 Beginning Badminton	21	15	0.08	2.10	63	840	1	30
	125 Advanced Badminton	11	10	0.08	1.10	33	440	1	30
	126 Coed Club Badminton	18	17		1.82	55		1	28
	165 Golf: Short Game	20	20	0.15	2.13	64	427	1	25
	169 Golf Swing Analysis	31	28	0.15	4.34	130	868	1	25
	251 Beginning Tennis	39	31	0.10	4.16	125	1,248	2	60
	253 Intermediate Tennis	8	8	0.10	0.85	26	256	2	60
	255 Advanced Tennis	7	6	0.10	0.75	22	224	2	60
INTD	680€ Interior Design w/Photoshop I	40	35	0.10	2.74	82	823	1	35
	680€ Interior Design w/Photoshop II	32	30	0.10	2.19	66	658	1	30
	680€ Intro to Bathroom Design	24	21	0.10	1.60	48	480	1	30
	680€ Intro to Kitchen Design	29	22	0.10	1.33	40	398	1	30
JOUR	110 Mass Media & Society	28	18	0.10	3.92	118	1,176	1	30
	Mass Media & Society -Honors	11	9	0.10	1.54	46	462	1	30
	120 Newswriting - Honors	4	3	0.07	0.56	17	252	1	32
	Writing & Reporting for Media	21	14	0.07	2.94	88	1,322	1	32
	121 AdvWriting&Reporting for Media	1	1	0.07	0.14	4	63	1	32
	300 Newspaper Production	16	11	0.20	3.63	109	544	1	15
	302 Newspaper Workshop	13	8	0.00	0.57	17	#INF	1	15
LEGL	245 Legal Operations	37	34	0.20	3.70	111	555	1	45

		Census Headcount	End of Term Headcount	FTEF	FTES	WSCH	Load	Sections	Max Enroll	
	250	Legal Research	25	20	0.20	2.75	83	413	1	45
	252	Principles of Civil & Admin. P	27	24	0.20	2.70	81	405	1	35
	304	Concepts of Criminal Law	4	4	0.10	0.40	12	120	1	45
	306	Legal Aspects of Evidence	0	0	0.10	0.00	0	0	1	45
	320	Criminal Investigation	6	6	0.10	0.60	18	180	1	45
	445	Law Office Management	16	14	0.10	1.87	56	560	1	35
	690	Special Projects	2	1	0.00	0.07	2	#INF	1	3
LIT.	101	Contemporary Literature	19	17	0.10	1.90	57	570	1	30
		Contemporary Literature- Honor	10	8	0.10	1.00	30	300	1	30
	111	The Short Story	15	10	0.10	1.50	45	450	1	40
		The Short Story - Honors	13	9	0.10	1.30	39	390	1	40
	116	Intro to World Literature	31	20	0.20	3.10	93	465	1	35
	166	Women on Writing	9	7	0.03	0.03	1	27	1	120
	191	Children's Literature	16	14	0.10	1.76	53	528	1	32
	265	Asian American Lit. - Honors	5	4	0.10	0.53	16	160	1	35
		Asian American Literature	19	15	0.10	2.03	61	608	1	35
LSCI	110	Digital Oral Research Project	19	19	0.07	0.58	17	260	1	30
LSKL	109	Supp.Learn Assist-Elem Algebra	63	51	0.00	1.93	58	#INF	2	80
	110	Directed Experience--Tutoring	7	6	0.00	0.51	15	#INF	1	10
	400	Supl. Learning Assist-ESOL 400	27	21	0.00	1.29	39	#INF	2	50
	800	SupervisedSupplementalInstruct	155	138	0.63	10.84	325	514	5	320
		Supple Learn Assist - Math	26	23	0.00	1.21	36	#INF	1	50
		Supple Learn Assist - Trio	42	37	0.00	4.50	135	#INF	1	50
		Supplemental Learn Assist	185	170	0.67	15.93	478	713	6	350
	801	Study Skills Assistance	16	13	0.07	1.12	33	502	1	25
	803	Superv. Peer Tutoring - MESA	115	112	0.00	22.85	686	#INF	1	150
		Supervised Peer Tutoring	94	83	0.00	5.27	158	#INF	1	25
	811	Supp.LearnAssist-Fund. of Math	83	73	0.00	3.04	91	#INF	3	129
	820	Cmputr-Based Independent Study	17	17	0.00	2.33	70	#INF	1	50
	826	Sup. Learning Assist-ENGL 826	112	101	0.00	5.56	167	#INF	10	200
	836	Supp. Learning Assist-ENGL 836	64	50	0.00	3.28	98	#INF	7	140
MATH	110	Elementary Algebra	259	188	2.00	56.05	1,681	841	6	240
		Elementary Algebra - ASTEP	27	20	0.33	5.58	167	502	1	40
	111	Elementary Algebra I	175	124	1.00	24.38	731	731	5	200
	112	Elementary Algebra II	136	112	0.70	19.47	584	834	4	160
		Elementary Algebra II - PUENTE	10	7	0.10	1.40	42	420	1	40
	120	Intermediate Algebra	441	344	3.33	93.41	2,802	841	10	400
		Intermediate Algebra-ASTEP	33	26	0.33	6.82	205	614	1	40
	122	Intermediate Algebra I	58	36	0.40	8.12	244	609	2	80
	123	Intermediate Algebra II	38	33	0.20	5.32	160	798	1	40
	130	Trigonometry	146	108	1.07	25.60	768	720	4	155
	200	Elem Probability & Stat.	39	30	0.13	6.76	203	1,521	1	40
		Elem Probability & Statistics	334	223	2.13	52.85	1,586	743	8	360
		Elem Probability&Stats-Honors	2	2	0.13	0.35	10	78	1	40
		Probability & Statistics	35	27	0.27	6.07	182	682	1	40
	222	Precalculus	49	31	0.33	10.78	323	970	1	40
	241	Applied Calculus I	46	39	0.33	11.04	331	994	1	40
	242	Applied Anal Geom/calc II	16	15	0.10	2.24	67	672	1	40

		Census Headcount	End of Term Headcount	FTEF	FTES	WSCH	Load	Sections	Max Enroll
	Applied Calculus II - Honors	5	4	0.10	0.70	21	210	1	40
251	Calc/Anal. Geom - Honors	6	5	0.17	1.24	37	223	1	40
	Calculus/Analytic Geometry I	77	60	0.50	17.15	514	1,029	2	80
252	Calc/Analytic Geom II - Honors	16	16	0.17	3.31	99	595	1	40
	Calcu/Analytic Geometry II	22	20	0.33	4.55	136	409	2	60
	Calculus/anal Geometry II	26	26	0.17	5.37	161	967	1	40
253	Calculus/anal Geomtry III	35	32	0.33	7.23	217	651	1	40
270	Linear Algebra	20	14	0.20	2.80	84	420	1	40
650	Supplemental Math Inst. - TRIO	44	41	0.00	1.89	57	#INF	1	50
690	Special Projects	0	0	0.00				1	10
811	Fundamentals of Math	42	29	0.33	9.24	277	832	1	40
	Fundamentals of Mathematics	111	79	1.00	22.94	688	688	3	120
MUS.	100 Fundamentals Of Music	61	43	0.20	6.10	183	915	1	45
	Fundamentals of Music	102	83	0.40	10.49	315	787	2	90
110	Music Theory I	14	10	0.20	1.40	42	210	1	25
115	Music, Art And Ideas	11	9	0.10	1.10	33	330	1	45
202	Music Appreciation	149	123	0.80	15.07	452	565	4	180
204	Music History	29	20	0.20	2.90	87	435	1	45
250	World Music	33	25	0.20	3.30	99	495	1	45
	World Music - Honors	8	8	0.20	0.80	24	120	1	30
275	History of Jazz	33	18	0.20	3.30	99	495	1	45
290	Intro to MIDI Music	11	10	0.27	2.93	88	322	1	20
301	Piano I	95	54	0.77	19.68	590	771	5	120
302	Piano II	18	15	0.22	3.82	115	521	3	60
303	Piano III	6	5	0.22	1.23	37	169	3	60
304	Piano IV	4	3	0.22	0.82	25	113	3	60
377	Beginning Guitar	22	11	0.04	4.99	150	4,156	1	30
	Guitar I	26	20	0.06	5.46	164	2,690	1	30
378	Guitar II	12	9	0.06	2.52	76	1,271	1	30
	Intermediate Guitar	8	7	0.04	1.81	54	1,511	1	30
379	Guitar III	20	17	0.05	4.00	120	2,667	1	40
380	Guitar IV	6	6	0.05	1.20	36	800	1	40
383	Guitar Ensemble I	3	3	0.05	0.60	18	400	1	40
401	Voice I	51	35	0.23	10.43	313	1,391	2	90
402	Voice II	10	8	0.11	2.04	61	540	2	90
403	Voice III	3	3	0.11	0.62	19	164	2	90
404	Voice IV	4	4	0.11	0.81	24	214	2	90
430	Concert Band	13	13	0.10	1.30	39	378	1	45
450	Jazz Band	10	8	0.10	1.17	35	339	1	45
470	Choir	12	8	0.10	1.20	36	360	1	80
	665E Jazz Band: Bob Florence Music	10	10	0.10	1.17	35	339	1	45
	665E Concert Band-ContemporaryMusic	17	17	0.10	1.75	52	508	1	45
	665E Piano: Masters Classic Themes	12	10	0.05	2.72	82	1,801	1	20
	665E Choir: Songs of Praise/Thanks	17	16	0.10	1.59	48	478	1	80
	665E Concert: Spring Awakening	4	3	0.07	0.80	24	351	1	45
	665E Guitar Articulation	10	10	0.05	2.00	60	1,333	1	40
690	Special Projects	8	7	0.00	0.53	16	#INF	5	28
OCEN	100 Survey Of Oceanography	79	68	0.40	7.90	237	593	2	70

			Census Headcount	End of Term Headcount	FTEF	FTES	WSCH	Load	Sections	Max Enroll
	101	Oceanography Lab/Field Study	19	19	0.16	1.90	57	356	1	20
P.E.	105	The Student-Athlete Experience	31	30	0.13	2.07	62	465	1	30
	203	Sports Med Clinical Internship	13	8		1.36	41		1	30
	211	Prevent/Care-Athletic Injuries	16	7	0.13	1.07	32	240	1	30
	680	Theory of Coaching	20	20	0.20	2.00	60	300	1	35
	680	Theory of Sport & Fitness Mgmt	31	22	0.20	3.10	93	465	1	40
	880	Longevity Basics	16	7	0.03	0.24	7	220	1	35
PHIL	100	Intro To Philosophy	41	30	0.20	4.10	123	615	1	45
		Introduction to Philosophy	88	65	0.40	8.80	264	660	2	90
	103	Critical Thinking	86	64	0.40	12.16	365	912	2	90
	200	Introduction To Logic	28	18	0.20	2.80	84	420	1	45
	240	Introduction to Ethics-Honors	34	27	0.20	3.40	102	510	1	30
	300	Intro to World Religions	43	25	0.20	4.30	129	645	1	45
	312	Intro to Philosophy of Religion	34	26	0.20	3.40	102	510	1	45
PHYS	210	General Physics I	70	59	0.75	15.92	478	640	3	75
	211	General Physics I-Calculus Sup	10	7	0.07	0.33	10	150	1	25
	220	General Physics II	44	38	0.52	10.56	317	609	2	50
	221	Gen Physics II Calculus Sup	25	19	0.07	0.83	25	375	1	25
	250	Physics With Calculus I	27	24	0.36	6.48	194	540	1	25
	260	Physics With Calculus II	22	16	0.18	5.28	158	880	1	25
		Physics with Calculus II Honor	11	9	0.18	2.20	66	367	1	25
PLSC	115	Comparative Government	30	27	0.20	3.20	96	480	1	45
	200	National, State & Local Govt	137	109	0.60	14.21	426	711	3	135
	210	American Politics	149	113	0.60	15.50	465	775	3	135
	301	Calif State & Urban Govt	82	67	0.40	8.20	246	615	2	90
PSYC	100	General Psychology	658	495	2.90	67.19	2,016	695	15	687
		General Psychology-ASTEP	6	4	0.10	0.64	19	192	1	45
	105	Experimental Psychology	27	27	0.20	2.70	81	405	1	45
	110	Courtship, Marriage and Family	28	24	0.10	2.80	84	840	1	45
	171	Quantitative Reasoning in Psc	65	55	0.40	9.25	278	694	2	90
	200	Developmental Psychology	170	160	0.60	17.00	510	850	3	190
	201	Child Development	71	45	0.50	7.43	223	446	5	225
	300	Social Psychology	42	35	0.20	4.20	126	630	1	45
	301	Psyc of Personal Development	17	17	0.20	1.70	51	255	1	45
	390	Psychology of Consciousness	32	29	0.20	3.20	96	480	1	40
	410	Abnormal Psychology	41	35	0.20	4.10	123	615	1	45
R.E.	100	Real Estate Principles	32	26	0.20	3.20	96	480	1	35
	110	Real Estate Practice	25	24	0.20	2.92	88	438	1	30
	130	CA Mortgage Loan Broker & Lend	28	28	0.20	2.80	84	420	1	30
READ	826	Reading Improvement	155	115	0.80	15.72	472	590	4	140
	836	Academic Reading Strategies	65	43	0.40	6.50	195	488	2	70
RPTH	430	Respiratory Therapeutics	27	27	0.59	10.08	302	515	1	25
	438	Clinical Clerkship I	26	26	0.13	7.80	234	1,755	1	25
	445	Respiratory Diseases I	27	27	0.13	1.80	54	405	1	25
	475	Hemodynamic Monitoring	18	18	0.13	1.20	36	270	1	25
	480	Diagnostic Testing/Outpatient	18	18	0.13	1.20	36	270	1	25
	485	Clinical Medicine Seminar	18	18	0.13	1.20	36	270	1	25
	488	Clinical Clerkship IV	18	18	0.37	13.17	395	1,077	1	25

			Census Headcount	End of Term Headcount	FTEF	FTES	WSCH	Load	Sections	Max Enroll
	495	Resp Care Brd Exam Prep & Revw	18	18	0.13	1.20	36	270	1	25
	690	Special Project: Resp. Therapy	18	18	0.00	1.20	36	#INF	1	25
SGOV	690	Special Project	8	7	0.00	0.27	8	#INF	1	2
SOCI	100	Introduction To Sociology	84	62	0.40	8.40	252	630	2	90
		Introduction to Sociology	71	45	0.40	7.10	213	533	2	90
	105	Contemporary Social Issues	33	22	0.20	3.30	99	495	1	45
	110	Courtship/Marriage/Family	14	13	0.10	1.40	42	420	1	45
	141	Race & Ethnicity	32	17	0.20	3.20	96	480	1	45
		Race & Ethnicity-Honors	7	4	0.20	0.70	21	105	1	30
	142	Filipina/o Community Issues	15	11	0.20	1.50	45	225	1	45
SPAN	110	Elementary Spanish	69	46	0.50	14.26	428	856	2	80
		Elementary Spanish - Honors	12	8	0.17	2.48	74	446	1	40
	111	Elementary Spanish I	30	24	0.10	4.50	135	1,350	1	40
	112	Elementary Spanish II	8	7	0.10	1.20	36	360	1	40
	120	Adv. Elementary Spanish	24	24	0.17	5.28	158	950	1	35
		Elementary Spanish -Honors	12	12	0.17	2.64	79	475	1	35
	130	Intermediate Spanish	10	10	0.07	1.40	42	630	1	40
		Intermediate Spanish - Honors	9	6	0.07	1.26	38	567	1	40
		Intermediate Spanish- Puente	5	5	0.07	0.70	21	315	1	40
	801	Conversational Spanish I	18	14	0.20	1.80	54	270	1	35
SPCH	100	Public Speaking	347	278	2.00	35.08	1,053	526	10	320
	120	Interpersonal Communication	186	161	1.00	19.68	591	591	5	160
	140	Group Discussion	17	15	0.10	1.81	54	544	1	40
		Group Discussion - Honors	4	4	0.10	0.43	13	128	1	40
	150	Intercultural Communication	67	51	0.40	6.70	201	503	2	58
	690	Special Projects	1	1	0.00	0.10	3	#INF	1	12
SURG	442	Surgical Specialties	18	18	0.40	3.60	108	270	1	25
	443	Clinical Practice for SURG	18	18	0.20	18.00	540	2,700	1	25
	446	Clinical Practice for CST	23	17	0.13	2.91	87	656	1	24
	665	Certification Review-SP Techs	22	16	0.13	1.34	40	302	1	24
TCOM	316	Managing Linux-Based Intra-net	8	6	0.10	1.25	38	376	1	24
	410	Installation/Wiring Practices	15	13	0.47	4.60	138	292	1	24
	415	Wireless&Mobile Communications	17	15	0.20	1.98	60	298	1	24
	440	Data Communications	6	6	0.47	1.60	48	101	1	24
	451	PC Configuration and Repair	14	13	0.23	4.29	129	552	1	24
	452	A+ Certification Exam Prep	12	11	0.07	0.40	12	180	1	24
	480	Network Fundamentals (LAN)	19	18	0.10	2.85	86	855	1	30
	481	Network System Adm	17	15	0.10	1.70	51	510	1	24
	482	Introduction to Routers	18	15	0.20	2.52	76	378	1	24
	483	Network Switches-Concepts&Apps	13	13	0.20	1.82	55	273	1	24
	484	Routing Concepts & Apps	12	11	0.10	1.88	56	564	1	24
	486	Network Security	9	9	0.10	1.26	38	378	1	24
	670	Tcom Work Experience	5	4	0.03	0.67	20	601	1	30
TEAM	111	Beginning Basketball	56	42	0.23	5.60	168	747	3	120
	112	Basketball: Adv. Comp Strategy	30	29	0.15	3.77	113	754	1	17
	115	Advanced Basketball	66	55	0.23	6.60	198	880	3	120
	116	Basketball: Indv Skill Develop	27	27	0.30	3.48	104	348	2	50
	117	Tournament Basketball	28	21	0.15	3.27	98	653	1	30

			Census Headcount	End of Term Headcount	FTEF	FTES	WSCH	Load	Sections	Max Enroll	
	132	Flag Football	28	25	0.15	2.80	84	560	1	30	
	141	Beginning Soccer	23	19	0.08	2.30	69	920	1	30	
	145	Advanced Soccer	12	12	0.08	1.20	36	480	1	30	
	148	Indoor Soccer	56	54	0.30	5.60	168	560	2	70	
	190	Baseball Theory, Defense	39	38	0.29	9.81	294	1,008	1	50	
	193	Men's Basketball Theory, Offen	22	22	0.22	4.19	126	580	1	25	
	195	Women's Basketball Theory, Off	15	15	0.22	2.86	86	396	1	25	
	198	Women's Soccer Theory. Defense	18	18	0.22	3.03	91	420	1	30	
	690	Special Project	15	12	0.00	0.50	15	#INF	1	30	
VAR	100	Varsity Baseball	3	3	0.00	1.00	30	#INF	1	40	
		Varsity Men's Baseball	32	32	0.60	10.65	320	533	1	40	
	110	Varsity Basketball	7	7	0.00	1.13	34	#INF	1	25	
		Varsity Men's Basketball	8	6	0.30	1.37	41	137	1	25	
	300	Vars. Women's Basketball	16	16	0.30	2.60	78	260	2	50	
	350	Women's Varsity Badminton	9	8	0.50	2.88	86	173	2	56	
<b>Spring 2010</b>	ACTG	100	Accounting Procedures	111	82	0.60	18.79	564	940	3	120
		103	Ten-Key Skills	22	20	0.03	1.03	31	925	1	25
		121	Financial Accounting	211	150	1.33	48.09	1,443	1,082	5	200
		131	Managerial Accounting	118	100	0.80	27.17	815	1,019	3	120
		171	Individual Income Taxes	39	29	0.24	7.80	234	975	1	40
		172	Business Income Taxes	25	22	0.20	4.83	145	725	1	35
		194	Intro. Quickbooks/Quickbks Pro	29	29	0.07	1.96	59	882	1	35
		196	Inter Quickbooks/Quickbks.-Pro	38	31	0.07	2.57	77	1,156	1	35
		665	Volunteer Income Tax Prep	16	14	0.19	1.46	44	227	1	25
		690	Special Projects	0	0	0.00				1	7
	ADAP	358	Adapted Strength Development	61	58	0.45	6.14	184	409	3	90
		359	Balance/Functional Movement...	53	48	0.30	3.02	91	302	2	60
	ADMJ	100	Intro to Admin of Justice	46	38	0.20	4.91	147	736	1	45
		102	CP4Princ/Procedures of Justice	43	40	0.20	4.30	129	645	1	45
		104	Concepts of Criminal Law	45	42	0.10	4.50	135	1,350	1	45
		106	Legal Aspects of Evidence	40	37	0.10	4.00	120	1,200	1	45
		110	Police Report Writing	49	40	0.20	5.72	172	858	1	45
		120	Criminal Investigation	44	41	0.10	4.40	132	1,320	1	45
		125	Juvenile Procedures	44	41	0.20	4.40	132	660	1	45
		670	Cooperative Education	11	9	0.07	0.67	20	300	1	2
	ANTH	110	Cultural Anthropology	117	97	0.60	11.70	351	585	3	135
		125	Physical Anthropology	91	76	0.40	9.48	284	711	2	90
		170	Anthropology of Death	45	36	0.20	4.80	144	720	1	45
	ARBC	111	Elementary Arabic I	33	25	0.20	4.95	149	743	1	35
		112	Elementary Arabic II	24	17	0.20	3.36	101	504	1	35
	ART	101	History of Art I	47	38	0.20	4.70	141	705	1	45
		102	History Of Art II	47	41	0.20	4.70	141	705	1	45
			History of Art II	41	37	0.20	4.10	123	615	1	45
		115	Art, Music And Ideas-Honors	27	22	0.10	2.70	81	810	1	30
		120	Art of the Americas	44	24	0.20	4.40	132	660	1	45
		130	Art Appreciation	40	35	0.20	4.27	128	640	1	45
		204	Drawing I	61	57	0.28	16.71	501	1,769	3	80
		205	Drawing II	9	7	0.28	2.48	74	263	2	70

		Census Headcount	End of Term Headcount	FTEF	FTES	WSCH	Load	Sections	Max Enroll	
207	Life Drawing	25	20	0.17	8.17	245	1,441	1	35	
208	Portrait Drawing I	14	8	0.08	2.43	73	963	1	35	
209	Portrait Drawing II	5	5	0.08	0.87	26	344	1	35	
214	Color	43	34	0.42	12.36	371	892	4	72	
221	Painting I	43	38	0.25	12.05	362	1,472	3	71	
222	Painting II	21	16	0.25	4.87	146	594	2	70	
231	Watercolor I	14	13	0.11	2.89	87	764	2	37	
232	Watercolor II	4	3	0.11	0.69	21	183	1	35	
301	Design	34	29	0.17	11.11	333	1,960	1	35	
302	Advanced Design	1	1	0.17	0.33	10	58	1	35	
351	Photography I	59	52	0.51	15.43	463	914	3	81	
352	Photography II	26	25	0.45	6.73	202	449	3	81	
353	Photography III	10	10	0.28	2.15	64	230	2	54	
354	Color Photography I	14	9	0.11	2.43	73	642	1	27	
355	Color Photography II	4	4	0.11	0.69	21	183	1	27	
405	Sculpture I	31	26	0.14	8.75	262	1,907	2	70	
406	Sculpture II	13	13	0.14	3.71	111	808	2	70	
407	Sculpture III: Direct Metal	9	9	0.14	2.45	74	535	2	70	
411	Ceramics I	55	51	0.26	17.97	539	2,114	3	105	
412	Ceramics II	19	17	0.26	6.21	186	730	3	105	
417	Ceramic Glazing Techniques	9	9	0.26	2.94	88	346	3	105	
665	Patinas for Bronze	5	5	0.08	1.73	52	624	1	35	
665	Gallery Practicum	5	2	0.00	0.17	5	#INF	1	10	
665	Advanced Life Drawing	0	0	0.17	0.00	0	0	1	35	
665	Behind the Face	11	9	0.08	1.91	57	757	1	35	
665	Matting and Framing	13	8	0.07	0.34	10	147	1	25	
665	Sculpture: Portraits in Clay	10	7	0.05	2.13	64	1,179	1	35	
665	Advanced Ceramics	20	20	0.26	6.53	196	769	3	105	
690	Special Projects	8	7	0.00	0.30	9	#INF	6	65	
ASL	111 American Sign Language I	79	64	0.40	11.66	350	875	2	70	
	112 American Sign Language II	31	26	0.20	4.65	140	698	1	35	
ASTR	100 Introduction To Astronomy	90	70	0.40	9.54	286	716	2	75	
	Introduction to Astronomy	45	39	0.00	4.50	135	#INF	1	75	
AUTO	665	Evaporative Emission Systems	16	16	0.05	0.35	11	226	1	24
	665	Smog Check Training: OBD II	19	19	0.07	0.37	11	164	1	24
	665	BAR A8 Alt. Engine Performance	28	28	0.09	1.71	51	548	1	24
	665	BAR L1 Alternative Training	27	26	0.09	1.62	48	519	1	26
	665	Multiplexing & Can Systems	14	14	0.07	0.43	13	192	1	26
	665	Advanced Lab Scope (DSO)	13	13	0.07	0.30	9	137	1	26
	665	Intro to Lab Scope (DSO)	19	19	0.07	0.40	12	178	1	26
	665	2009 Smog Check Update	129	129	0.25	3.75	112	456	4	96
	665	Car Care Basics for Women	25	25	0.03	0.38	11	343	1	24
	665	Car Care Basics for Women II	22	21	0.03	0.32	10	288	1	20
690	Special Projects	0	0	0.00				2	15	
	Special Projects In Auto	3	2	0.00	0.17	5	#INF	3	60	
708	Auto Principles Lab	27	25	0.14	2.13	64	451	1	26	
710	Fundamentals: Auto Technology	78	74	0.81	15.14	454	558	3	78	
713	Electricity/Electronics	21	21	1.00	16.24	487	487	1	22	

		Census Headcount	End of Term Headcount	FTEF	FTES	WSCH	Load	Sections	Max Enroll
718	Clean Air Car II	15	12	0.09	1.69	51	583	1	22
721	Steering, Suspension & Brakes	24	23	1.00	18.56	557	557	1	22
734	Auto Engine Diagnosis & Repair	23	22	1.00	17.79	534	534	1	22
735	Trans/Drive Trains Diag/Repair	18	18	1.00	13.92	418	418	1	22
749	Asian Engine Performance	22	20	1.03	33.44	1,003	977	1	22
752	Advanced Engine Performance	28	28	1.00	21.65	650	650	1	22
755	High Performance Engines II	36	34	0.10	3.70	111	1,111	1	20
758	Auto Computer Controls	25	20	0.09	3.05	91	980	1	24
768	OnBoard Diagnostics II(OBDII)	25	21	0.09	3.05	91	980	1	26
772	Clean Air Car I	16	14	0.25	1.83	55	219	1	22
777	Automatic Transmissions I	23	22	0.20	2.10	63	315	1	24
778	Manual Transmissions I	22	20	0.20	2.01	60	302	1	24
779	Block Service	33	31	0.20	3.02	91	453	1	24
781	Electrical III	13	12	0.20	1.31	39	196	1	22
818	Clean Air Car II	0	0	0.09	0.00	0	0	1	10
823	Block Service	1	1	0.00	0.09	3	#INF	1	20
832	Automatic Transmissions I	1	1	0.00	0.08	2	#INF	1	24
842	Clean Air Car I	0	0	0.00	0.00	0		1	10
855	High Performance Engines II	0	0	0.10	0.00	0	0	1	20
858	Auto Computer Controls	2	2	0.09	0.24	7	78	1	24
868	OnBoard Diagnostics II(OBDII)	1	1	0.09	0.12	4	39	1	26
878	Manual Transmissions I	2	2	0.00	0.18	5	#INF	1	24
881	Electrical III	0	0	0.00	0.00	0		1	10
BIOL	101 Man In A Biological World	67	56	0.52	13.40	402	773	1	60
	110 Principles Of Biology	145	126	1.40	35.60	1,068	763	6	151
	Principles Of Biology - ASTEP	31	25	0.36	7.44	223	620	1	25
	130 Human Biology	269	224	1.00	27.51	825	825	5	255
	140 Animals and Man	31	24	0.20	3.10	93	465	1	45
	Animals, People & Environment	43	30	0.20	4.30	129	645	1	45
	150 Intro To Marine Biology	42	34	0.20	4.20	126	630	1	40
	215 Organismal Biology	58	55	0.84	20.36	611	727	2	60
	230 Intro To Cell Biology	27	22	0.42	7.47	224	534	1	30
	Introduction to Cell Biology	25	22	0.42	7.92	238	565	1	30
	240 General Microbiology	157	135	1.40	39.37	1,181	844	5	150
	250 Human Anatomy	274	226	2.12	77.33	2,320	1,094	7	210
	260 Intro To Physiology	70	62	0.94	24.31	729	776	2	60
	Intro to Physiology	53	41	0.94	18.17	545	580	2	60
	430 Introduction to Immunology	21	13	0.07	0.64	19	288	1	30
	675 Honors Colloq. in Biology	13	11	0.07	0.43	13	195	1	30
	690 Special Projects	9	9	0.00	0.53	16	#INF	3	30
BUS.	100 Introduction To Business	36	27	0.20	3.60	108	540	1	40
	Introduction to Business	72	62	0.40	7.20	216	540	2	70
	101 Human Relations at Work	38	37	0.20	3.80	114	570	1	40
	103 Intro Bus. Information Sys.	96	81	0.40	11.24	337	843	2	80
	120 Math Analysis For Bus.	124	104	0.60	17.79	534	890	3	120
	123 Statistics	94	67	0.60	12.11	363	606	3	115
	150 Small Business Management	29	20	0.20	2.90	87	435	1	40
	200 Intro International Business	34	29	0.20	3.40	102	510	1	40

		Census Headcount	End of Term Headcount	FTEF	FTES	WSCH	Load	Sections	Max Enroll	
201	Business Law	76	61	0.40	7.90	237	593	2	80	
210	International Finance	29	27	0.10	1.45	44	435	1	30	
221	Intercultural Bus. Com.	19	17	0.10	0.95	29	285	1	30	
241	Doing Business in Asia	27	24	0.10	1.81	54	544	1	30	
243	Legal Environment of Int'l Bus	27	24	0.10	1.81	54	544	1	30	
248	Asian Management Systems	26	22	0.20	3.05	91	457	1	30	
249	Intro-Freight Fwd&CustomBroker	20	20	0.20	2.61	78	391	1	35	
258	Broker Services & Regulations	8	6	0.20	1.09	33	163	1	30	
261	Customs Admissibility & Value	12	7	0.10	1.63	49	490	1	40	
263	Foreign Country Requirements	12	5	0.20	1.62	49	243	1	35	
267	Ocean Forwarder Regulations	7	5	0.10	0.95	29	286	1	35	
279	Import/Export Management	23	18	0.10	1.15	35	345	1	30	
400	Business English	32	26	0.20	4.48	134	672	1	35	
401	Business Communications	20	10	0.20	2.00	60	300	1	30	
445	Law Office Management	3	3	0.10	0.33	10	99	1	35	
476	Intro to Medical Office Mngmt	38	32	0.20	5.83	175	874	1	35	
485	Medical Terminology	60	46	0.20	6.00	180	900	2	80	
486	Medical Transcription	13	10	0.27	3.90	117	439	1	30	
487	Medical Transcriber Internship	6	6	0.00	0.55	16	#INF	1	20	
489	Medical Coding ICD-9	41	35	0.20	4.51	135	677	1	35	
670	Business Work Experience	7	5	0.03	0.63	19	571	1	15	
CAOT	100	Beginning Computer Keyboarding	89	68	0.20	6.77	203	1,016	4	126
	101	Cmputr Keyboarding Skill Build	40	24	0.10	3.27	98	982	2	62
		Computer Keyboarding	19	15	0.10	1.85	56	556	2	62
	104	Intro Computers w/Windows	57	44	0.20	4.07	122	611	2	65
		Intro to Computers w/Windows I	40	36	0.20	3.05	91	457	1	35
	105	Intro to Computers w/WindowsII	31	29	0.09	1.42	43	465	1	35
	200	Intro - Microsoft Office Suite	32	27	0.13	3.60	108	809	1	30
		Intro- Microsoft Office Suite	34	20	0.13	3.92	118	882	1	30
	201	Integration of MS Office Apps	31	23	0.07	1.64	49	736	1	30
	214	Word Processing I: Word	72	54	0.13	4.97	149	1,117	2	70
	215	Word Processing II: Word	57	51	0.13	7.40	222	1,664	2	65
	222	Bus Presentations I:PowerPoint	39	36	0.07	1.97	59	885	1	35
	223	Bus. Present II: PowerPoint	30	23	0.07	1.51	45	681	1	35
	225	Spreadsheets I: Excel	44	37	0.07	2.98	89	1,338	1	40
		Spreadsheets I: Excel	63	54	0.13	3.17	95	713	2	70
	226	Spreadsheets II: Excel	76	58	0.27	7.72	232	869	2	70
	230	Database Apps I: Access	38	30	0.07	2.57	77	1,156	1	35
	231	Database Apps II: Access	27	23	0.13	3.65	110	822	1	35
	301	Maximize Employment Potential	31	26	0.07	1.56	47	704	1	35
	400	Internet I	25	24	0.10	1.50	45	450	1	30
	403	HTML & Web Authoring Apps. I	24	24	0.10	2.10	63	631	1	30
		HTML Apps & Web Authoring I	26	18	0.10	2.21	66	663	1	35
	404	HTML & Web Authoring Apps II	49	40	0.20	4.32	130	648	2	70
	410	Photoshop Essentials	57	43	0.20	2.79	84	419	2	70
	411	Photoshop Portfolio	40	36	0.13	2.42	73	544	2	65
	412	Flash I	21	9	0.05	1.05	32	630	1	35
	413	Flash II	22	13	0.05	1.10	33	660	1	35

		Census Headcount	End of Term Headcount	FTEF	FTES	WSCH	Load	Sections	Max Enroll	
	480	Network Fundamentals (LAN)	6	6	0.10	0.90	27	270	1	30
	665	Adobe Illustrator CS4	26	20	0.10	1.19	36	357	1	32
	690	Special Proj: Office Ad.	0	0	0.00				2	10
		Special Projects	1	0	0.00	0.10	3	#INF	1	5
CHEM	192	Elementary Chemistry	63	33	0.52	15.75	473	909	2	60
	210	General Chemistry I	123	56	1.66	49.62	1,489	897	4	120
	220	General Chemistry II	60	38	0.84	20.40	612	729	2	60
	234	Organic Chemistry I	30	20	0.20	6.00	180	900	1	25
	235	Organic Chemistry II	24	20	0.20	2.40	72	360	1	25
	237	Organic Chemistry Lab I	18	14	0.32	3.90	117	366	1	25
	238	Organic Chemistry Lab II	15	15	0.32	3.25	98	305	1	25
	410	Chem For Health Sciences	166	144	1.40	41.50	1,245	889	5	151
	690	Special Projects	0	0	0.00				1	10
CHIN	111	Elementary Chinese I	28	22	0.20	4.11	123	616	1	27
	112	Elementary Chinese II	28	24	0.20	4.20	126	630	1	30
COMB	301	Beginning Wrestling	13	13	0.08	1.91	57	763	1	30
	302	Intermediate Wrestling	21	18	0.08	3.08	92	1,232	1	30
	404	Beginning Shotokan Karate	25	21	0.08	2.67	80	1,067	1	35
	405	Int. & Adv. Shotokan Karate	15	13	0.08	1.60	48	640	1	35
COMP	155	Computer Program VISUAL BASIC	22	12	0.20	3.52	106	528	1	24
	412	Flash I	16	10	0.05	0.80	24	480	1	35
	413	Flash II	8	1	0.05	0.40	12	240	1	35
	451	PC Configuration & Repair	7	6	0.23	2.15	64	276	1	24
	481	Network Systems Administration	7	6	0.10	1.05	32	315	1	24
	482	Introduction to Routers	12	7	0.10	1.80	54	540	1	25
	483	Network Switches-Concepts/Apps	4	4	0.10	0.60	18	180	1	40
	484	Adv. Routing Concepts & Apps	5	4	0.10	0.83	25	250	1	24
	486	Network Security	6	6	0.10	0.84	25	252	1	24
COOP	670	Vocational Cooperative Ed	426	389	3.00	45.35	1,361	454	14	624
	671	General Cooperative Education	27	23	0.23	1.52	46	196	2	70
COSM	665	Introduction to Flower Essence	22	21	0.03	0.27	8	247	1	20
	665	Introduction to Aromatherapy	30	30	0.03	0.43	13	386	1	20
	665	Intro Neck & Shoulder Massage	27	27	0.03	0.35	11	316	1	20
	665	Crystal Healing/Gem Elixirs	26	25	0.03	0.38	11	343	1	20
	665	Introduction to Back Massage	25	23	0.03	0.34	10	302	1	20
	690	Special Projects	0	0	0.00				3	30
	700	Cosm Concepts/Practice I	62	59	1.73	39.68	1,190	687	2	60
	740	Cosm Concepts/Practice V	106	103	2.44	66.86	2,006	823	3	100
	776	Esthetician II	39	39	0.93	26.00	780	842	1	45
	785	Spa Technician Training	10	9	0.69	3.89	117	170	1	15
COUN	100	College Success	84	70	0.60	8.82	264	441	3	90
		College Success - ASTEP	31	28	0.20	3.10	93	465	1	30
		College Success - EOPS	33	30	0.20	3.21	96	481	1	35
		College Success - TRIO	24	20	0.20	2.40	72	360	1	30
		College Success ASTEP	39	32	0.20	3.74	112	562	1	30
	105	Up Your Self-Esteem	18	18	0.03	0.27	8	247	1	30
	106	Anxiety Management	19	19	0.03	0.31	9	281	1	30
	107	Coping with Depression	23	23	0.03	0.35	11	316	1	30

		Census Headcount	End of Term Headcount	FTEF	FTES	WSCH	Load	Sections	Max Enroll	
	108	Anger Management	28	28	0.03	0.43	13	384	1	30
CRER	136	Career Planning	27	21	0.07	0.67	20	302	1	30
	137	Life and Career Planning	96	89	0.60	9.60	288	480	3	90
		Life and Career Planning-WIT	29	20	0.20	2.90	87	435	1	30
	410	College & Career Ori - PEP	196	196	0.00	1.80	54	#INF	3	202
		College & Career Ori- PEP DSPTS	34	34	0.00	0.00	0		1	1
		College and Career Ori - EYH	14	14	0.00	0.21	6	#INF	1	20
	650	MESA Seminar	6	4	0.07	0.43	13	192	1	150
		Puente Seminar	31	30	0.13	2.07	62	465	1	27
		Transition to College-Hermanas	23	23	0.13	1.40	42	316	1	5
		Transition to College-Hermanos	22	20	0.13	1.34	40	302	1	5
	665S	Deciding on a Major	26	26	0.03	0.40	12	357	1	30
DANC	140	Ballet	34	26	0.15	3.40	102	680	1	35
	152	Cuban Roots of Salsa	34	22	0.15	3.74	112	748	1	40
	164	Tango De La Confiteria	28	25	0.15	3.27	98	653	1	50
	167	Swing Dance I	20	16	0.04	2.00	60	1,600	1	60
	168	Swing Dance II	4	4	0.04	0.40	12	320	1	60
	169	Swing Dance III	7	7	0.04	0.70	21	560	1	60
	171	Chinese Dance Workout	22	22	0.15	2.20	66	440	1	40
	350	Cardio Dance	143	112	0.60	20.30	609	1,015	4	165
	665S	Salsa	25	16	0.15	2.50	75	500	1	45
	665S	Beginning Ballroom Dance	25	19	0.04	2.50	75	2,000	1	60
	680S	Tango de la Guardia Vieja	30	29	0.15	3.00	90	600	1	30
DSKL	811	Differential Learning Skills	8	8	0.00	0.12	4	#INF	1	5
		Differential Learning Skills	20	19	0.00	0.24	7	#INF	3	15
	821	Develop of Self-Advocacy Skill	22	20	0.00	0.34	10	#INF	2	60
	825	Assistive Computer Tech-Dragon	20	14	0.00	0.80	24	#INF	4	20
		Assistive Computer Tech-Kurz	26	22	0.00	1.60	48	#INF	3	28
	880S	UniversalAccess-ElectronicText	12	5	0.00	0.40	12	#INF	1	25
ECE.	191	Children's Literature I	14	12	0.10	1.54	46	462	1	32
	201	Child Development	134	103	0.50	14.43	433	866	5	225
	210	Early Child Ed Principles	42	33	0.20	4.20	126	630	1	40
		ECE Principles	42	35	0.20	4.62	139	693	1	40
	211	Early Child Ed Curriculum	27	24	0.20	2.97	89	446	1	40
		ECE Curriculum	44	43	0.20	4.99	150	748	1	40
	212	Child, Family & Community	80	73	0.40	8.00	240	600	2	80
	213	School-Age Child	26	22	0.20	2.86	86	429	1	40
	214	Child-Parent Relations	63	59	0.40	6.97	209	523	2	80
	225	Infant/Toddler Environments	41	31	0.20	3.94	118	591	1	40
	240	ECE Admin: Bus/Legal	34	31	0.20	3.26	98	490	1	40
	242	Adult Supervision in ECE/CD	37	36	0.13	2.37	71	533	1	30
	261	Early Intervention Practices	34	29	0.20	3.26	98	490	1	35
	314	Health, Safety, Nutrition-ECE	30	28	0.20	2.74	82	411	1	40
	333	Observational Skills	32	28	0.20	3.20	96	480	1	40
	366	Practicum in Early Child. Ed.	22	19	0.23	5.46	164	723	1	20
		Practium in ECE	25	25	0.22	0.86	26	117	1	20
	665S	Communicating with Parents	25	24	0.07	0.73	22	329	1	40
	665S	Challenging Behavior Part II	24	24	0.00	0.73	22	#INF	1	40

		Census Headcount	End of Term Headcount	FTEF	FTES	WSCH	Load	Sections	Max Enroll	
	670	Cooperative Education	27	25	0.21	2.90	87	408	2	50
	680	Practicum in ECE-Special Topic	1	1	0.11	0.35	10	94	1	20
	690	Research Project	2	2	0.00	0.13	4	#INF	1	5
ECON	100	Principles of Macro Economics	226	182	1.00	23.03	691	691	5	225
		Principles of Macroeconomics	51	44	0.20	5.10	153	765	1	45
	102	Principles of Micro Economics	131	108	0.80	13.43	403	504	4	170
		Principles of Microeconomics	51	48	0.20	5.10	153	765	1	45
ELEC	110	Fundamentals of Electronics	25	23	0.29	5.17	155	528	1	24
	410	Intro-Solar Install/Integrate	3	2	0.18	0.56	17	93	1	40
EMC.	410	Emergency Medical Tech I	52	38	0.97	32.03	961	987	2	50
ENGL	100	Composition	797	639	5.81	80.54	2,416	416	28	728
		Composition - Honors	16	8	0.25	1.60	48	189	1	20
	104	Applied Eng Sk for Cult Prod	52	47	0.20	5.20	156	780	1	50
	110	Comp, Lit, Critical - Honor	14	13	0.13	1.40	42	331	1	26
		Comp, Lit, Critical - Honors	21	16	0.20	2.10	63	315	1	20
		Comp, Lit, Critical Thinking	455	365	3.54	46.81	1,404	397	17	448
	161	Creative Writing I	31	29	0.10	3.10	93	930	1	30
	162	Creative Writing II	10	9	0.10	1.00	30	300	1	30
	165	Advanced Composition	37	28	0.40	3.87	116	290	2	52
	650	English Supplement for STAARS	44	41	0.20	2.79	84	419	1	50
	690	Special Projects	22	19	0.00	1.40	42	#INF	1	25
	826	Basic Writing Skills	35	28	0.20	3.50	105	525	1	35
	828	Basic Composition and Reading	141	110	1.33	24.55	737	553	4	140
	836	Writing Development	60	44	0.51	6.00	180	355	2	52
	846	Reading & Writing Connections	337	258	3.67	72.68	2,180	595	11	286
ENVS	410	Solar Installation/Integration	19	14	0.18	2.76	83	460	2	65
ESOL	400	English Comp-Nonnative Speaker	126	111	1.33	20.93	628	471	4	104
	655	ESL Supplement	108	103	0.20	9.80	294	1,471	1	130
	801	Basic Conversational English	36	34	0.13	2.40	72	540	1	35
	830	ENGL Spkrs Other Languages III	30	24	0.60	9.00	270	450	1	35
	840	ENGL Spkrs Other Languages IV	64	51	1.20	19.20	576	480	2	70
	852	Pre-Int. ESL Listen & Speak	34	31	0.20	3.40	102	510	1	35
	854	High-Int. ESL Listen & Speak	34	23	0.20	3.97	119	595	1	35
	861	Hi-Beginning ESL Read & Write	24	23	0.27	3.44	103	387	1	35
	862	Pre-Int. ESL Read & Write	71	60	0.53	9.47	284	532	2	70
	864	High-Int. ESL Reading&Writing	33	25	0.27	4.40	132	495	1	35
	871	High-Beginning ESL Grammar	40	31	0.20	4.00	120	600	1	35
	872	Pre-Intermediate ESL Grammar	48	42	0.20	4.80	144	720	1	35
	873	Intermediate ESL Grammar	27	20	0.20	2.70	81	405	1	35
	874	High-Intermediate ESL Grammar	22	18	0.20	2.20	66	330	1	35
	880	Workplace English for ESOL	32	26	0.20	3.20	96	480	1	35
FASH	113	Textiles	49	43	0.20	4.90	147	735	1	41
	119	Clothing, Culture, & Society	42	34	0.20	4.20	126	630	1	40
	151	Fashion Merchandising	37	30	0.20	3.70	111	555	1	40
	690	Special Projects	1	1	0.00	0.10	3	#INF	1	20
FCS	310	Nutrition	152	118	0.80	15.92	478	597	4	160
	690	Special Projects	7	4	0.00	0.43	13	#INF	1	5
FILI	110	Elementary Filipino	29	27	0.33	6.38	191	574	1	35

			Census Headcount	End of Term Headcount	FTEF	FTES	WSCH	Load	Sections	Max Enroll
	111	Elementary Filipino I	39	33	0.20	5.85	176	878	1	35
FILM	440	Film Study and Appreciation	69	54	0.20	7.59	228	1,139	1	60
FITN	106	Varsity Conditioning	65	61	0.60	9.16	275	458	2	70
	112	Cross Training	28	18	0.15	2.80	84	560	1	27
	116	Body Conditioning	174	163	1.13	30.49	915	813	7	264
	201	Men's Beg Weight Conditioning	25	23	0.08	3.67	110	1,467	1	40
	202	Men's Int. Weight Conditioning	9	8	0.08	1.32	40	528	1	40
	205	Weight Conditioning	167	147	0.75	24.10	723	964	6	270
	301	Spinning	199	169	0.83	18.91	567	688	6	192
	305	Running for Fitness	43	40	0.15	4.30	129	860	1	40
	332	Stretching & Flexibility	39	37	0.15	3.90	117	780	1	30
	334	Yoga	114	88	0.45	11.88	356	792	3	120
	335	Pilates	123	90	0.45	12.81	384	854	3	135
	336	Yoga for Fitness and Wellness	95	82	0.23	7.08	212	944	2	90
	400	Fitness Academy	60	53	0.30	4.35	131	435	1	75
	680	Back Fitness	23	22	0.15	2.30	69	460	1	25
GEOG	150	World Regional Geography	41	37	0.20	4.10	123	615	1	45
GEOL	100	Survey Of Geology	44	41	0.20	4.40	132	660	1	40
	105	Environmental Earth Science	43	36	0.20	4.30	129	645	1	40
	210	General Geology	43	37	0.37	9.03	271	725	2	50
		General Geology - Honors	2	2	0.15	0.42	13	86	1	25
HIST	100	History Western Civ I	81	59	0.40	8.10	243	608	2	90
	101	History Western Civ II	39	31	0.20	4.16	125	624	1	45
	106	World Civilizations II	48	44	0.20	4.80	144	720	1	45
	108	American History Survey	87	68	0.40	8.70	261	653	2	90
		Survey of American History	38	22	0.20	4.43	133	665	1	45
	201	United States History I	343	283	1.40	34.91	1,047	748	7	350
	202	United States History II	149	115	0.80	15.22	457	571	4	180
	240	Hist-Ethnic Groups inCA-Honors	27	22	0.20	2.88	86	432	1	30
		History of Ethnic Groups in CA	196	159	0.80	20.93	628	785	4	180
	244	African American History	56	48	0.20	5.60	168	840	1	45
	300	History of San Francisco	50	43	0.20	5.00	150	750	1	45
	310	California History	225	177	1.00	23.06	692	692	5	225
	335	History/Politics - Middle East	35	32	0.10	3.50	105	1,050	1	45
	420	Survey of Latin American Hist.	36	25	0.20	3.60	108	540	1	45
	432	Modern Asian Civilizations	51	40	0.20	5.10	153	765	1	45
	444	Survey-SubSaharan African HIST	32	28	0.20	3.20	96	480	1	45
	690	Special Projects	1	0	0.00	0.10	3	#INF	1	1
HSCI	100	General Health Science	39	31	0.20	3.90	117	585	1	40
	130	Human Sexuality	229	197	1.00	23.36	701	701	5	195
	484	Medical Terminology	58	54	0.20	5.80	174	870	2	80
	690	Special Projects	1	0	0.00	0.03	1	#INF	1	10
HUM.	106	Awakening of Individuality	43	42	0.20	5.02	151	753	1	45
INDV	101	Beginning Archery	29	25	0.08	3.09	93	1,237	1	30
	105	Intermediate Archery	10	10	0.08	1.07	32	427	1	30
	121	Beginning Badminton	23	20	0.08	2.30	69	920	1	30
	125	Advanced Badminton	9	8	0.08	0.90	27	360	1	30
	126	Coed Club Badminton	16	14	0.00	1.71	51	#INF	1	28

		Census Headcount	End of Term Headcount	FTEF	FTES	WSCH	Load	Sections	Max Enroll	
	160	Golf	20	16	0.15	2.13	64	427	1	25
	171	Golf: On-Course Playing Lesson	30	27	0.15	3.00	90	600	1	26
	251	Beginning Tennis	28	26	0.10	2.99	90	896	2	60
	253	Intermediate Tennis	16	15	0.10	1.71	51	512	2	60
	255	Advanced Tennis	11	8	0.10	1.17	35	352	2	60
JOUR	110	Mass Media & Society	25	13	0.10	3.50	105	1,050	1	35
		Mass Media & Society -Honors	9	9	0.10	1.26	38	378	1	35
	120	Newswriting - Honors	6	5	0.07	0.84	25	378	1	32
		Writing & Reporting for Media	18	9	0.07	2.52	76	1,133	1	32
	121	AdvWriting&Reporting for Media	6	5	0.07	0.84	25	378	1	32
	300	Newspaper Production	11	10	0.20	2.49	75	374	1	15
	690	Special Projects	12	10	0.00	0.70	21	#INF	1	25
LEGL	245	Legal Operations	47	38	0.20	4.70	141	705	1	45
	250	Legal Research	33	27	0.21	3.63	109	512	1	45
	252	Principles of Civil & Admin. P	32	28	0.20	3.52	106	528	1	35
	304	Concepts of Criminal Law	3	3	0.10	0.30	9	90	1	45
	306	Legal Aspects of Evidence	7	7	0.10	0.70	21	210	1	45
	320	Criminal Investigation	5	3	0.10	0.50	15	150	1	45
	445	Law Office Management	23	19	0.10	2.53	76	759	1	35
	690	Special Projects	1	1	0.00	0.10	3	#INF	1	3
LIT.	101	Contemporary Literature	20	16	0.10	2.00	60	600	1	35
		Contemporary Literature- Honor	15	12	0.10	1.50	45	450	1	35
	191	Children's Literature	18	14	0.10	1.98	59	594	1	32
	251	Women in Literature	33	29	0.20	3.30	99	495	1	35
	267	Filipino American Literature	26	20	0.20	2.77	83	416	1	35
LSCI	110	Digital Oral Research Project	44	33	0.07	1.79	54	805	1	55
LSKL	800	Supple Learn Assistance	156	142	0.00	8.12	244	#INF	1	175
		Supplemental Learn Assist	77	66	0.00	3.67	110	#INF	1	90
	801	Applied Study Skills Assist.	24	21	0.20	2.11	63	317	1	35
	803	Superv. Peer Tutoring - MESA	163	151	0.00	37.15	1,114	#INF	1	200
		Supervised Peer Tutoring	171	158	0.00	4.40	132	#INF	1	175
	811	Supp.LearnAssist-Fund. of Math	116	91	0.10	3.50	105	1,050	3	120
	826	Sup. Learning Assist-ENGL 826	35	28	0.00	1.75	53	#INF	1	35
	836	Supp. Learning Assist-ENGL 836	60	44	0.00	3.00	90	#INF	2	52
	853	Writing and Reading Assistance	217	186	0.37	6.97	209	570	4	240
MATH	110	Elementary Algebra	249	205	2.00	53.55	1,607	803	6	240
		Elementary Algebra - ASTEP	43	32	0.33	8.89	267	800	1	40
	111	Elementary Algebra I	168	128	1.00	23.88	716	716	5	200
	112	Elementary Algebra II	143	110	0.70	20.36	611	873	4	160
		Elementary Algebra II - PUENTE	6	5	0.10	0.84	25	252	1	40
	120	Intermediate Algebra	464	353	3.33	94.83	2,845	854	10	460
		Intermediate Algebra-ASTEP	34	31	0.33	7.03	211	632	1	40
	122	Intermediate Algebra I	79	63	0.40	11.06	332	830	2	80
	123	Intermediate Algebra II	46	39	0.40	6.44	193	483	2	80
	130	Trigonometry	154	98	1.07	26.99	810	759	4	160
	200	Elem Probability & Stat.	35	25	0.13	6.07	182	1,365	1	40
		Elem Probability & Statistics	329	206	1.87	52.33	1,570	841	7	350
		Elem Probability&Stats-Honors	3	2	0.13	0.52	16	117	1	40

		Census Headcount	End of Term Headcount	FTEF	FTES	WSCH	Load	Sections	Max Enroll
	Probability & Statistics	44	21	0.27	7.63	229	858	1	40
222	Precalculus	44	33	0.33	9.68	290	871	1	40
241	Applied Calculus I	48	41	0.33	10.88	326	979	1	40
242	Applied Anal Geom/calc II	25	24	0.10	3.50	105	1,050	1	40
	Applied Calculus II - Honors	6	5	0.10	0.84	25	252	1	40
251	Calc/Anal. Geom - Honors	6	4	0.17	1.24	37	223	1	40
	Calculus/Analytic Geometry I	73	55	0.50	15.93	478	956	2	80
252	Calc/Analytic Geom II - Honors	14	13	0.33	2.96	89	267	2	70
	Calcu/Analytic Geometry II	12	10	0.17	2.48	74	446	1	30
	Calculus/anal Geometry II	33	26	0.17	6.82	205	1,227	1	40
253	Calculus/anal Geomtry III	47	39	0.33	9.71	291	874	1	40
275	Ordinary Differential Equation	29	21	0.20	4.06	122	609	1	40
650	Supplemental Math Inst - Trio	31	27	0.00	2.05	61	#INF	1	50
	Supplemental Math Inst. - Trio	32	29	0.27	1.68	50	189	1	30
690	Special Projects	1	1	0.00	0.10	3	#INF	1	10
811	Fundamentals of Math	38	34	0.33	8.11	243	730	1	40
	Fundamentals of Mathematics	101	80	0.67	20.87	626	939	2	80
	Pre-Algebra	37	20	0.33	7.65	229	688	1	40
MUS.	100 Fundamentals Of Music	50	43	0.20	5.00	150	750	1	45
	Fundamentals of Music	101	86	0.40	10.10	303	758	2	90
110	Music Theory I	22	14	0.20	2.20	66	330	1	25
115	Music, Art And Ideas-Honors	9	8	0.10	0.90	27	270	1	30
202	Music Appreciation	147	125	0.60	14.70	441	735	3	135
250	World Music	43	40	0.20	4.30	129	645	1	60
275	History of Jazz	37	25	0.20	3.70	111	555	1	45
301	Piano I	90	57	0.77	20.79	624	815	5	120
302	Piano II	20	11	0.17	4.63	139	839	3	60
303	Piano III	11	9	0.17	2.66	80	482	3	60
304	Piano IV	11	10	0.17	2.66	80	482	3	60
377	Beginning Guitar	29	16	0.18	7.33	220	1,222	2	37
	Guitar I	25	17	0.09	5.67	170	1,889	1	35
378	Guitar II	9	8	0.09	2.04	61	680	1	35
	Intermediate Guitar	19	17	0.18	4.74	142	790	2	37
379	Guitar III	17	11	0.06	3.85	116	1,927	1	40
380	Guitar IV	10	10	0.06	2.27	68	1,133	1	40
383	Guitar Ensemble I	4	4	0.06	0.91	27	453	1	40
401	Voice I	47	36	0.23	10.76	323	1,435	2	90
402	Voice II	10	9	0.09	2.30	69	766	2	90
403	Voice III	7	7	0.09	1.64	49	546	2	90
404	Voice IV	8	8	0.09	1.85	56	618	2	90
430	Concert Band	14	13	0.09	1.40	42	467	1	45
450	Jazz Band	11	11	0.10	1.28	39	379	1	45
470	Choir	18	14	0.09	1.80	54	600	1	80
665	5 Jazz Band:MusicofDukeEllington	9	9	0.10	1.05	32	310	1	45
665	5 Guitar: CAGED Scales	18	14	0.06	0.60	18	318	1	40
665	5 Voice: Broadway Duets & Trios	13	12	0.05	2.95	88	1,964	1	45
665	5 Handel's My Heart Is Inditing	25	23	0.09	2.50	75	833	1	80
665	5 Concert Band-ContemporaryMusic	17	17	0.09	1.52	46	508	1	45

		Census	End of	FTEF	FTES	WSCH	Load	Sections	Max
		Headcount	Term						Enroll
	665	10	10	0.05	2.53	76	1,674	1	20
	690	6	6	0.00	0.23	7	#INF	4	30
OCEN	100	84	73	0.40	8.79	264	659	2	80
	101	22	20	0.16	2.42	73	454	1	20
P.E.	105	32	31	0.13	2.56	77	576	1	30
	152	35	19	0.20	3.50	105	525	1	42
	203	19	11	0.00	2.34	70	#INF	1	30
PHIL	100	43	29	0.20	4.30	129	645	1	45
		83	63	0.40	8.67	260	650	2	90
	103	79	69	0.40	11.73	352	880	2	90
	200	37	28	0.20	3.70	111	555	1	45
	240	46	42	0.20	4.60	138	690	1	45
	300	43	37	0.20	5.02	151	753	1	45
	312	46	34	0.20	4.60	138	690	1	45
PHYS	210	76	58	0.75	19.00	570	763	3	75
	211	11	11	0.07	0.37	11	165	1	25
	220	51	50	0.52	12.24	367	706	2	50
	221	17	16	0.07	0.57	17	255	1	25
	250	29	24	0.36	5.80	174	483	1	25
	260	16	15	0.18	3.20	96	533	1	25
		14	12	0.18	2.80	84	467	1	25
PLSC	115	37	33	0.20	3.70	111	555	1	45
	200	131	112	0.60	13.56	407	678	3	136
	210	107	89	0.60	11.20	336	560	3	135
	301	77	68	0.40	7.70	231	578	2	90
	335	21	18	0.10	2.10	63	630	1	45
PSYC	100	576	472	2.80	59.38	1,782	636	14	587
		31	27	0.20	3.10	93	465	1	30
	105	39	34	0.20	3.90	117	585	1	45
	110	72	62	0.10	7.20	216	2,160	1	100
		35	32	0.10	3.50	105	1,050	1	45
	171	74	71	0.40	10.45	314	784	2	90
	200	211	197	0.60	22.12	664	1,106	3	190
	201	80	56	0.50	8.51	255	510	5	225
	268	25	13	0.20	2.50	75	375	1	45
	300	43	40	0.20	4.30	129	645	1	45
	410	35	30	0.20	3.50	105	525	1	45
	680	28	25	0.20	2.80	84	420	1	45
R.E.	100	30	24	0.20	3.30	99	495	1	40
	110	23	18	0.20	2.76	83	414	1	30
	130	22	18	0.20	2.20	66	330	1	30
READ	826	43	38	0.20	8.60	258	1,290	1	35
	836	56	40	0.40	5.60	168	420	2	70
RPTH	430	21	21	0.59	7.42	223	379	1	25
	438	21	21	0.13	5.60	168	1,260	1	25
	445	21	21	0.13	1.40	42	315	1	25
	475	24	24	0.13	1.60	48	360	1	25
	480	24	24	0.13	1.84	55	414	1	25

		Census Headcount	End of Term Headcount	FTEF	FTES	WSCH	Load	Sections	Max Enroll		
	485	Clinical Medicine Seminar	24	24	0.13	1.84	55	414	1	25	
	488	Clinical Clerkship IV	24	24	0.43	17.55	527	1,215	1	25	
	495	Resp Care Brd Exam Prep & Revw	24	24	0.13	1.60	48	360	1	25	
	690	Special Project: Resp. Therapy	24	24	0.00	1.60	48	#INF	1	25	
SGOV	690	Special Project	1	1	0.00	0.03	1	#INF	1	12	
SOCl	100	Introduction To Sociology	89	73	0.40	9.65	290	724	2	90	
		Introduction to Sociology	93	80	0.40	9.30	279	698	2	90	
	105	Contemporary Social Issues	35	30	0.20	3.50	105	525	1	45	
	110	Courtship/Marriage/Family	59	54	0.20	5.90	177	885	2	145	
	141	Race & Ethnicity	58	43	0.40	5.80	174	435	2	90	
SPAN	110	Elementary Spanish	79	69	0.50	16.33	490	980	2	80	
		Elementary Spanish - Honors	11	10	0.17	2.27	68	409	1	40	
	111	Elementary Spanish I	40	36	0.20	5.60	168	840	1	40	
	120	Adv. Elementary Spanish	33	24	0.17	7.26	218	1,307	1	35	
		Elementary Spanish -Honors	8	7	0.17	1.76	53	317	1	35	
	130	Intermediate Spanish	22	20	0.13	3.08	92	693	2	80	
	Intermediate Spanish - Honors	12	11	0.07	1.68	50	756	1	40		
SPCH	100	Public Speaking	359	290	2.00	36.82	1,105	552	10	320	
	120	Interpersonal Communication	174	158	1.00	18.62	559	559	5	160	
	140	Group Discussion	25	20	0.10	2.67	80	800	1	33	
		Group Discussion - Honors	6	6	0.10	0.64	19	192	1	33	
	150	Intercultural Communications	68	59	0.40	6.80	204	510	2	58	
SURG	442	Surgical Specialties	13	13	0.40	2.86	86	215	1	25	
	443	Clinical Practice for SURG	13	13	0.40	13.87	416	1,040	1	25	
	446	Clinical Practice for CST	23	23	0.56	7.18	216	385	1	24	
TCOM	100	TCOM, Networking & Wireless	21	17	0.20	2.31	69	347	1	24	
	410	Structured Wiring & Cabling	26	24	0.24	4.25	127	538	1	25	
	415	Wireless&Mobile Communications	12	11	0.20	1.32	40	198	1	24	
	440	Data Communications	8	7	0.47	2.45	74	156	1	24	
	451	PC Configuration and Repair	13	12	0.23	3.99	120	512	1	24	
	452	A+ Certification Exam Prep	16	15	0.07	2.45	74	1,103	1	24	
	460	Fiber Optics Technology	16	16	0.20	1.76	53	264	1	25	
	480	Network Fundamentals (LAN)	22	16	0.10	3.45	103	1,034	1	30	
	481	Network System Adm	17	16	0.10	2.55	77	765	1	24	
	482	Introduction to Routers	17	17	0.10	2.55	77	765	1	24	
	483	Network Switches-Concepts&Apps	19	15	0.10	2.85	86	855	1	40	
	484	Routing Concepts & Apps	13	13	0.10	2.17	65	650	1	24	
	486	Network Security	14	13	0.10	1.96	59	588	1	24	
	670	Tcom Work Experience	10	10	0.08	1.23	37	463	1	30	
	TEAM	111	Beginning Basketball	61	49	0.23	6.10	183	813	3	104
		115	Advanced Basketball	48	42	0.23	4.80	144	640	3	104
116		Basketball: Indv Skill Develop	21	21	0.15	2.16	65	432	1	12	
117		Tournament Basketball	54	51	0.30	5.21	156	521	2	42	
132		Flag Football	31	27	0.15	3.10	93	620	1	30	
141		Beginning Soccer	17	16	0.08	1.70	51	680	1	30	
145		Advanced Soccer	8	8	0.08	0.80	24	320	1	30	
148		Indoor Soccer	75	71	0.30	7.71	231	771	2	70	
190		Baseball Theory, Defense	40	39	0.29	10.74	322	1,105	1	40	

		Census	End of			WSCH	Load	Sections	Max		
		Headcount	Term	FTEF	FTES				Enroll		
	193	Men's Basketball Theory, Offen	24	24	0.37	7.13	214	583	1	35	
	198	Women's Soccer Theory. Defense	19	19	0.22	3.74	112	517	1	30	
	690	Special Project	18	18	0.00	0.60	18	#INF	1	30	
VARS	100	Varsity Baseball	14	14	0.00	4.67	140	#INF	1	40	
		Varsity Men's Baseball	29	28	0.60	11.12	334	556	1	40	
	110	Varsity Basketball	13	13	0.00	2.05	62	#INF	1	25	
		Varsity Men's Basketball	1	1	0.30	0.16	5	16	1	25	
	300	Vars. Women's Basketball	12	12	0.30	1.87	56	187	2	50	
	350	Women's Varsity Badminton	14	14	0.50	4.67	140	280	2	56	
WELL	880	Intro to "Wholistic" Health	36	29	0.20	3.60	108	540	1	35	
	880	Intro to Massage Therapy	21	20	0.25	3.26	98	387	1	20	
Spring 2011	ACTG	100	Accounting Procedures	94	66	0.60	15.32	460	765	3	120
		103	Ten-Key Skills	23	19	0.03	1.18	35	1,066	1	25
		121	Financial Accounting	251	166	1.87	42.78	1,283	687	7	260
		131	Managerial Accounting	122	99	1.07	20.54	616	578	4	160
		171	Individual Income Taxes	38	28	0.25	8.23	247	988	1	35
		172	Business Income Taxes	30	25	0.20	5.50	165	825	1	35
		194	Intro. Quickbooks/Quickbks Pro	41	30	0.07	2.63	79	1,184	1	40
		196	Inter Quickbooks/Quickbks.-Pro	31	25	0.07	1.99	60	895	1	40
		665	Volunteer Income Tax Prep	18	15	0.18	1.65	49	282	1	25
		ADAP	358	Adapted Strength Development	76	73	0.45	7.83	235	522	3
359	Balance/Functional Movement...		51	50	0.30	4.36	131	436	2	60	
ADMJ	100	Intro to Admin of Justice	83	68	0.40	8.30	249	623	2	90	
	102	CP4Princ/Procedures of Justice	44	39	0.20	4.40	132	660	1	45	
	104	Concepts of Criminal Law	50	50	0.10	5.00	150	1,500	1	45	
	106	Legal Aspects of Evidence	48	43	0.10	4.80	144	1,440	1	45	
	110	Police Report Writing	45	37	0.20	5.25	158	788	1	45	
	120	Criminal Investigation	45	44	0.10	4.50	135	1,350	1	45	
	125	Juvenile Procedures	47	40	0.20	4.70	141	705	1	45	
	670	Cooperative Education	10	6	0.00	0.53	16	#INF	1	2	
ANTH	110	Cultural Anthropology	122	103	0.60	12.20	366	610	3	135	
	125	Physical Anthropology	78	56	0.40	7.80	234	585	2	90	
	150	Introduction to Archaeology:	29	22	0.20	2.90	87	435	1	45	
	170	Anthropology of Death	37	29	0.20	3.95	118	592	1	45	
	360	Indians Of North America	18	14	0.20	1.80	54	270	1	45	
ARBC	111	Elementary Arabic I	42	30	0.20	5.88	176	882	1	35	
	112	Elementary Arabic II	20	14	0.20	2.80	84	420	1	35	
ART	101	History of Art I	86	64	0.40	8.60	258	645	2	90	
	102	History Of Art II	50	44	0.20	5.00	150	750	1	45	
	115	Art, Music And Ideas	31	30	0.10	3.10	93	930	1	45	
	120	Art of the Americas	46	27	0.20	4.60	138	690	1	45	
	130	Art Appreciation	86	80	0.40	8.60	258	645	2	90	
	204	Drawing I	63	47	0.28	17.04	511	1,804	2	70	
	205	Drawing II	12	10	0.28	2.98	89	315	2	70	
	207	Life Drawing	18	17	0.17	6.12	184	1,080	1	35	
	208	Portrait Drawing I	23	17	0.16	6.09	183	1,143	2	70	
	209	Portrait Drawing II	6	6	0.16	1.35	40	253	2	70	
	214	Color	20	18	0.34	7.07	212	624	1	35	

		Census Headcount	End of Term Headcount	FTEF	FTES	WSCH	Load	Sections	Max Enroll
221	Painting I	52	47	0.24	14.38	432	1,763	2	70
222	Painting II	13	13	0.24	3.13	94	384	2	70
231	Watercolor I	20	14	0.11	3.47	104	917	1	35
232	Watercolor II	2	2	0.11	0.35	10	92	1	35
248	Portraits in Pastel	6	5	0.09	2.04	61	720	1	35
301	Design	28	25	0.17	9.89	297	1,746	1	35
302	Advanced Design	1	0	0.17	0.35	11	62	1	35
350	Visual Perception-Photography	16	14	0.20	1.60	48	240	1	35
351	Photography I	37	28	0.34	8.94	268	784	2	54
352	Photography II	14	11	0.23	3.55	106	472	2	54
353	Photography III	11	11	0.23	2.70	81	359	2	54
354	Color Photography I	37	33	0.28	9.17	275	971	2	54
355	Color Photography II	1	1	0.28	0.33	10	35	2	54
405	Sculpture I	29	21	0.14	7.59	228	1,608	2	70
406	Sculpture II	6	6	0.14	1.34	40	283	2	70
407	Sculpture III: Direct Metal	4	4	0.14	0.87	26	184	2	70
411	Ceramics I	61	57	0.26	20.74	622	2,440	3	105
412	Ceramics II	15	14	0.26	5.10	153	600	3	105
417	Ceramic Glazing Techniques	15	14	0.26	5.10	153	600	3	105
665	Fundamental Digital Photography	22	17	0.11	1.41	42	372	1	27
665	Basic Lighting Techniques	24	21	0.11	1.54	46	406	1	27
665	Gallery Practicum	7	6	0.00	0.70	21	#INF	1	10
665	Advanced Life Drawing	1	1	0.17	0.34	10	60	1	35
665	Behind the Face	3	3	0.08	0.50	15	195	1	35
665	Intensive Painting Studio	4	4	0.08	0.79	24	306	1	35
665	Sculpture: Figurative Sculpture	6	5	0.06	1.02	31	541	1	35
665	Ceramics: Surfaces & Firings	20	20	0.26	5.95	179	700	3	105
667	Plaster Sculpture	6	6	0.09	2.16	65	762	1	35
667	Creative Portraiture	2	1	0.09	0.68	20	240	1	35
667	The Individual Portrait	2	2	0.00	0.33	10	#INF	1	35
690	Special Projects	6	6	0.00	0.27	8	#INF	2	15
ASL	111 American Sign Language I	94	79	0.40	13.99	420	1,050	2	70
	112 American Sign Language II	32	29	0.20	4.48	134	672	1	35
ASTR	100 Introduction To Astronomy	134	115	0.60	13.40	402	670	3	120
	Introduction to Astronomy	29	21	0.20	2.90	87	435	1	40
AUTO	665 Electric & Hybrid Vehicles	22	13	0.07	1.01	30	431	1	26
	665 BAR A8 Alt. Engine Performance	31	31	0.09	1.89	57	607	1	26
	665 BAR L1 Alternative Training	24	24	0.09	1.53	46	490	1	26
	665 Multiplexing & Can Systems	6	6	0.07	0.18	5	82	1	26
	665 Advanced Lab Scope (DSO)	16	16	0.07	0.37	11	164	1	26
	665 Intro to Lab Scope (DSO)	21	21	0.07	0.43	13	192	1	26
	665 Car Care Basics for Women	19	18	0.03	0.18	5	165	1	26
	665 Car Care Basics for Women II	19	19	0.03	0.18	5	165	1	26
	665 2011 Smog Check Update	196	196	0.40	5.89	177	441	6	130
	665 Basic Hybrid Powertrains	15	15	0.04	0.69	21	588	1	26
690	Special Projects	1	1	0.00	0.03	1	#INF	1	5
	Special Projects In Auto	2	2	0.00	0.13	4	#INF	1	5
706	Toyota Engines	21	20	0.47	6.03	181	388	1	26

		Census Headcount	End of Term Headcount	FTEF	FTES	WSCH	Load	Sections	Max Enroll
707	Toyota Transmissions	21	21	0.40	9.12	274	690	1	26
708	Auto Principles Lab	23	22	0.15	2.45	74	480	1	26
709	Automotive Service Orientation	48	46	0.42	6.58	197	470	2	52
710	Fundamentals: Auto Technology	90	83	1.12	18.54	556	497	4	104
713	Electricity/Electronics	22	22	1.00	16.43	493	493	1	26
718	Clean Air Car II	17	16	0.09	1.92	58	663	1	26
721	Steering, Suspension & Brakes	24	24	1.00	17.92	538	538	1	24
734	Auto Engine Diagnosis & Repair	22	19	1.00	16.43	493	493	1	26
735	Trans/Drive Trains Diag/Repair	23	21	1.00	17.79	534	534	1	26
752	Advanced Engine Performance	29	29	1.00	21.65	650	650	1	30
755	High Performance Engines II	22	18	0.10	2.28	68	684	1	20
758	Auto Computer Controls	21	18	0.09	2.56	77	823	1	24
768	OnBoard Diagnostics II(OBDII)	20	19	0.11	2.80	84	784	1	26
772	Clean Air Car I	24	23	0.12	2.78	83	715	1	26
777	Automatic Transmissions I	21	19	0.10	2.11	63	634	1	24
778	Manual Transmissions I	20	18	0.07	1.83	55	784	1	24
779	Block Service	27	24	0.07	2.47	74	1,058	1	26
790	Automotive Brakes I	25	23	0.07	2.29	69	980	1	26
791	Automotive Chassis II	16	16	0.07	1.61	48	690	1	24
818	Clean Air Car II	0	0	0.09	0.00	0	0	1	26
823	Block Service	0	0	0.07	0.00	0	0	1	26
832	Automatic Transmissions I	0	0	0.10	0.00	0	0	1	24
842	Clean Air Car I	0	0	0.12	0.00	0	0	1	26
850	Automotive Brakes I	0	0	0.07	0.00	0	0	1	26
852	Automotive Chassis II	3	3	0.07	0.26	8	113	1	24
855	High Performance Engines II	0	0	0.10	0.00	0	0	1	20
858	Auto Computer Controls	0	0	0.09	0.00	0	0	1	24
868	OnBoard Diagnostics II(OBDII)	0	0	0.11	0.00	0	0	1	26
878	Manual Transmissions I	0	0	0.07	0.00	0	0	1	24
BIOL	101 Man In A Biological World	62	47	0.52	12.40	372	715	1	60
	110 Principles Of Biology	156	129	1.40	31.20	936	669	5	150
	Principles Of Biology - ASTEP	31	30	0.36	6.20	186	517	1	30
	130 Human Biology	280	201	1.00	28.00	840	840	5	270
	140 Animals, People & Environment	85	59	0.40	8.50	255	638	2	90
	145 Plants, People & Environment	38	33	0.20	3.80	114	570	1	45
	150 Intro To Marine Biology	34	27	0.20	3.40	102	510	1	45
	Intro to Marine Biology	23	18	0.20	2.30	69	345	1	45
	215 Organismal Biology	63	61	0.84	21.42	643	765	2	60
	230 Intro To Cell Biology	30	28	0.42	9.50	285	679	1	30
	Introduction to Cell Biology	22	21	0.32	6.97	209	653	1	30
	240 General Microbiology	125	110	1.04	30.83	925	889	4	120
	250 Human Anatomy	254	187	2.12	69.99	2,100	990	7	210
	260 Intro To Physiology	58	50	0.94	19.92	598	636	2	60
	Intro to Physiology	57	40	0.94	19.60	588	626	2	60
	430 Introduction to Immunology	21	15	0.07	0.40	12	178	1	35
	665 Intro to Stem Cells Technology	17	15	0.07	0.38	11	171	1	35
	675 Honors Colloq. in Biology	7	6	0.07	0.23	7	105	1	30
	690 Special Projects	12	11	0.00	0.90	27	#INF	3	30

			Census Headcount	End of Term Headcount	FTEF	FTES	WSCH	Load	Sections	Max Enroll	
BUS.	100	Introduction To Business	44	37	0.20	4.40	132	660	1	40	
		Introduction to Business	39	36	0.20	3.90	117	585	1	40	
	101	Human Relations at Work	36	32	0.20	3.60	108	540	1	40	
	103	Intro Bus. Information Sys.	85	71	0.40	11.90	357	893	2	80	
	120	Math Analysis For Bus.	97	85	0.60	9.70	291	485	3	120	
	123	Statistics	109	80	0.60	10.90	327	545	3	110	
	150	Small Business Management	27	24	0.20	2.70	81	405	1	40	
	200	Intro International Business	30	27	0.20	3.00	90	450	1	35	
	201	Business Law	84	65	0.40	8.40	252	630	2	80	
	210	International Finance	35	25	0.10	1.75	53	525	1	40	
	221	Intercultural Bus. Com.	27	26	0.10	1.35	41	405	1	30	
	241	Doing Business in Asia	31	22	0.10	2.08	62	624	1	40	
	243	Legal Environment of Int'l Bus	26	21	0.10	1.75	52	524	1	40	
	248	Asian Management Systems	27	25	0.20	3.53	106	530	1	40	
	249	Intro-Freight Fwd&CustomBroker	15	8	0.20	1.50	45	225	2	50	
	261	Customs Admissibility & Value	10	10	0.20	1.00	30	150	1	40	
	263	Foreign Country Requirements	11	8	0.20	1.10	33	165	1	30	
	267	Ocean Forwarder Regulations	15	7	0.10	1.50	45	450	1	40	
	268	Air Forwarder Ops/Workflow	7	5	0.10	0.70	21	210	1	40	
	279	Import/Export Management	24	21	0.10	1.20	36	360	1	30	
	400	Business English	27	25	0.20	2.70	81	405	1	30	
	401	Business Communications	12	8	0.20	1.20	36	180	1	30	
	445	Law Office Management	5	4	0.10	0.50	15	150	1	35	
	476	Intro to Medical Office Mngmt	69	58	0.20	11.27	338	1,691	1	75	
	485	Medical Terminology	78	67	0.20	7.80	234	1,170	2	151	
	486	Medical Transcription	21	16	0.22	2.68	80	371	1	35	
	487	Medical Transcriber Internship	5	4	0.00	1.48	44	#INF	1	35	
	489	Medical Coding ICD-9	19	16	0.20	3.17	95	475	1	35	
	670	Business Work Experience	7	5	0.03	0.73	22	661	1	15	
	CAOT	100	Beginning Computer Keyboarding	82	69	0.20	6.68	200	1,002	4	131
		101	Cmputr Keyboarding Skill Build	18	17	0.10	1.39	42	418	2	64
		Computer Keyboarding	26	21	0.10	2.14	64	641	2	67	
104		Intro Computers w/Windows	51	36	0.20	3.51	105	527	2	70	
		Intro to Computers w/Windows I	41	39	0.10	2.51	75	754	1	35	
105		Intro to Computers w/WindowsII	32	27	0.09	1.46	44	479	1	35	
200		Intro - Microsoft Office Suite	35	27	0.13	3.85	116	867	1	35	
		Intro- Microsoft Office Suite	36	24	0.13	3.77	113	849	1	35	
201		Integration of MS Office Apps	26	19	0.07	1.37	41	617	1	35	
214		Word Processing I: Word	62	51	0.13	4.12	124	927	2	70	
215		Word Processing II: Word	54	40	0.27	6.97	209	785	2	70	
222		Bus Presentations I-PowerPoint	34	19	0.07	1.65	50	743	1	35	
		Bus Presentations I:PowerPoint	27	22	0.07	1.30	39	585	1	35	
223		Bus. Present II: PowerPoint	24	18	0.07	1.16	35	520	1	35	
225		Spreadsheets I: Excel	44	36	0.07	2.17	65	976	1	40	
		Spreadsheets I: Excel	72	57	0.13	5.06	152	1,138	2	70	
226		Spreadsheets II: Excel	99	62	0.40	9.70	291	728	3	105	
230		Database Apps I: Access	32	26	0.07	2.16	65	973	1	35	
231		Database Apps II: Access	18	11	0.13	2.43	73	548	1	35	

		Census Headcount	End of Term Headcount	FTEF	FTES	WSCH	Load	Sections	Max Enroll	
	301	Maximize Employment Potential	31	27	0.07	1.53	46	688	1	35
	400	Internet I	32	28	0.10	2.63	79	790	1	35
	403	HTML & Web Authoring Apps. I	23	22	0.10	2.12	63	635	1	35
		HTML Apps & Web Authoring I	28	20	0.10	2.36	71	708	1	32
	404	HTML & Web Authoring Apps II	40	25	0.20	3.19	96	479	2	70
	408	Digital Audio and Video	15	11	0.13	1.00	30	225	1	35
	410	Photoshop Essentials	54	30	0.20	3.93	118	590	2	70
	411	Photoshop Portfolio	38	31	0.20	2.82	85	423	2	70
	412	Flash I	23	15	0.05	1.98	59	1,187	1	35
	413	Flash II	14	11	0.05	1.18	35	708	1	35
	480	Network Fundamentals (LAN)	5	3	0.10	0.78	24	235	1	30
	665	Adobe Illustrator CS4	15	11	0.10	0.82	25	245	1	32
	690	Special Proj: Office Ad.	1	0	0.00	0.03	1	#INF	2	10
CHEM	112	Chemistry in Action	26	21	0.36	5.20	156	433	1	30
	192	Elementary Chemistry	53	41	0.52	10.60	318	612	2	60
	210	General Chemistry I	142	76	2.00	42.60	1,278	639	5	150
	220	General Chemistry II	56	32	0.84	16.80	504	600	2	60
	234	Organic Chemistry I	29	18	0.20	2.90	87	435	1	25
	235	Organic Chemistry II	16	12	0.20	1.60	48	240	1	25
	237	Organic Chemistry Lab I	21	14	0.32	3.71	111	348	1	25
	238	Organic Chemistry Lab II	19	14	0.32	3.36	101	315	1	25
	410	Chem For Health Sciences	150	122	1.40	30.00	900	643	5	150
CHIN	112	Elementary Chinese II	50	38	0.40	7.00	210	525	2	65
COMB	301	Beginning Wrestling	22	17	0.08	3.08	92	1,232	1	30
	302	Intermediate Wrestling	9	9	0.08	1.26	38	504	1	30
	404	Beginning Shotokan Karate	31	23	0.08	3.31	99	1,323	1	35
	405	Int. & Adv. Shotokan Karate	15	11	0.08	1.60	48	640	1	35
COMP	155	Computer Program VISUAL BASIC	21	18	0.20	3.15	95	473	1	30
	412	Flash I	10	5	0.05	0.86	26	516	1	35
	413	Flash II	10	4	0.05	0.84	25	506	1	35
	451	PC Configuration & Repair	7	4	0.23	2.15	64	276	1	24
	481	Network Systems Administration	8	5	0.10	1.12	34	336	1	24
	482	Introduction to Routers	10	7	0.10	1.40	42	420	1	25
	483	Network Switches-Concepts/Apps	5	5	0.10	0.70	21	210	1	40
	484	Adv. Routing Concepts & Apps	3	2	0.10	0.42	13	126	1	24
COOP	670	Vocational Cooperative Ed	490	433	3.53	52.15	1,565	443	12	552
	671	General Cooperative Education	24	19	0.13	1.90	57	427	2	85
COSM	665	Introduction to Cosmetology	39	35	0.27	2.38	71	267	2	35
	690	Special Projects	1	1	0.00	0.03	1	#INF	2	30
	700	COSM Concepts & Practice	40	32	1.73	53.33	1,600	923	1	45
	740	Cosm Concepts/Practice V	55	54	2.41	42.15	1,264	524	2	70
	750	Cosmetology Brush-Up	9	8	0.00	1.14	34	#INF	2	60
	760	Cosmetology Instructor Prep	8	8	0.33	1.47	44	132	3	90
	776	Esthetician II	23	23	0.73	15.33	460	627	1	45
COUN	100	College Success	60	54	0.40	5.75	173	431	2	60
		College Success - ASTEP	36	32	0.20	3.60	108	540	1	30
		College Success - EOPS	24	19	0.20	2.40	72	360	1	35
		College Success - ESOL	24	22	0.20	2.25	68	338	1	30

		Census Headcount	End of Term Headcount	FTEF	FTES	WSCH	Load	Sections	Max Enroll
	College Success - TRIO	27	20	0.20	2.70	81	405	1	30
	College Success-ASTEP	47	40	0.20	5.01	150	752	1	30
105	Up Your Self-Esteem	24	24	0.03	0.37	11	329	1	30
106	Anxiety Management	12	12	0.03	0.18	5	165	1	30
107	Coping with Depression	25	25	0.03	0.38	11	343	1	30
CRER	136 Career Planning	23	17	0.07	0.70	21	315	1	30
	137 Life and Career Planning	61	54	0.40	6.10	183	458	2	60
	Life and Career Planning-FYE	21	18	0.20	2.10	63	315	1	30
	Life and Career Planning-WIT	21	19	0.20	2.10	63	315	1	30
410	College and Career Ori - EYH	0	0	0.03	0.00	0	0	1	0
650	CalWorks Seminar	0	0	0.03	0.00	0	0	1	30
	Careers in Auto Seminar	48	45	0.13	1.46	44	329	2	50
	Kababayan Seminar	28	25	0.13	1.87	56	420	1	30
	MESA Seminar	2	1	0.00	0.09	3	#INF	1	150
	Puente Seminar	27	24	0.13	1.80	54	405	1	26
	Transition to College Seminar	35	20	0.00	1.07	32	#INF	1	30
	Transition to College-Hermanas	21	20	0.13	1.40	42	316	1	5
	Transition to College-Hermanos	19	18	0.13	1.22	36	274	1	5
665	Deciding on a Major	23	23	0.03	0.37	11	329	1	30
DANC	140 Ballet	32	27	0.15	3.20	96	640	1	35
	152 Cuban Roots of Salsa	31	28	0.15	3.10	93	620	1	50
	161 Tango Argentino	24	20	0.08	2.40	72	960	1	60
	166 Tango de la Guardia Vieja	32	24	0.15	3.73	112	747	1	40
	167 Swing Dance I	17	12	0.04	1.98	60	1,587	1	60
	168 Swing Dance II	2	0	0.04	0.23	7	187	1	60
	169 Swing Dance III	2	2	0.04	0.23	7	187	1	60
	171 Chinese Dance Workout	15	15	0.15	1.50	45	300	1	40
	260 Tango Teacher Training	25	24	0.08	2.50	75	1,000	1	60
	350 Cardio Dance	107	81	0.45	10.75	323	717	3	135
	450 Int/Advanced Dance Production	17	17	0.08	3.12	94	1,247	1	40
	665 Salsa	33	22	0.15	3.85	116	770	1	45
	665 Beginning Ballroom Dance	19	15	0.04	2.22	67	1,773	1	60
	680 Dance/Cheer Squad	18	16	0.08	3.30	99	1,320	1	40
DRAM	680 Technical Prod/Stagecraft	33	31	0.35	7.48	224	647	1	30
DSKL	825 Assistive Computer Tech-Dragon	13	11	0.00	0.79	24	#INF	4	21
	Assistive Computer Tech-Kurz	17	12	0.00	1.08	32	#INF	3	28
	Assistive Computer Technology	3	3	0.00	0.18	5	#INF	1	8
	880 Learning Skills Assess/Advocacy	11	9	0.00	0.35	11	#INF	2	11
ECE.	191 Children's Literature I	16	14	0.10	1.87	56	560	1	32
	201 Child Development	167	133	0.50	21.55	647	1,293	5	255
	210 Early Child Ed Principles	35	29	0.20	3.50	105	525	1	40
	ECE Principles	37	33	0.20	3.70	111	555	1	40
	211 Early Child Ed Curriculum	22	21	0.20	2.20	66	330	1	40
	ECE Curriculum	39	35	0.20	4.42	133	663	1	40
	212 Child, Family & Community	81	74	0.40	8.10	243	608	2	80
	214 Child-Parent Relations	35	29	0.40	3.50	105	263	2	80
	225 Infant/Toddler Environments	28	20	0.20	2.69	81	404	1	35
	240 ECE Admin: Bus/Legal	34	29	0.20	3.26	98	490	1	35

		Census Headcount	End of Term Headcount	FTEF	FTES	WSCH	Load	Sections	Max Enroll	
242	Adult Supervision in ECE/CD	37	36	0.13	2.21	66	498	1	35	
261	Early Intervention Practices	31	25	0.20	2.98	89	447	1	35	
272	Teaching in a Diverse Society	62	56	0.40	6.20	186	465	2	75	
314	Health, Safety, Nutrition-ECE	29	25	0.20	2.65	80	398	1	41	
333	Observational Skills	36	31	0.20	3.60	108	540	1	40	
335	Child Guidance	24	23	0.20	2.40	72	360	1	40	
366	Practicum in Early Child. Ed.	21	20	0.20	4.34	130	652	1	40	
	Practicum in ECE	21	18	0.10	4.14	124	1,238	1	15	
367	ECE Practicum: Special Topics	3	3	0.10	0.65	20	195	2	55	
665	Communicating with Parents	33	24	0.07	0.87	26	391	1	40	
665	Challenging Behavior Part II	13	13	0.00	0.39	12	#INF	1	40	
670	Cooperative Education	22	20	0.17	2.40	72	432	1	25	
690	Research Project	3	2	0.00	0.17	5	#INF	1	5	
ECON	100	Principles of Macro Economics	218	178	1.20	22.70	681	568	6	270
		Principles of Macroeconomics	97	82	0.40	9.70	291	728	2	90
	102	Principles of Micro Economics	170	141	0.80	17.00	510	638	4	170
		Principles of Microeconomics	45	40	0.20	4.50	135	675	1	45
EDUC	100	Introduction to Education	26	22	0.20	2.60	78	390	1	45
ELEC	110	Fundamentals of Electronics	24	18	0.36	6.40	192	533	1	24
		Intro Fundamentals Electronics	23	18	0.36	6.13	184	511	1	24
	410	Intro-Solar Install/Integrate	9	8	0.13	1.52	46	343	1	10
EMC.	410	Emergency Medical Tech I	45	38	0.97	21.90	657	675	2	50
	425	CPR: Health Care Provider	51	51	0.10	0.78	23	233	3	60
ENGL	100	Composition	849	636	6.06	85.45	2,564	423	30	780
		Composition - Honors	17	13	0.30	1.70	51	170	2	46
	110	Comp, Lit, Critical - Honor	8	6	0.13	0.80	24	189	1	26
		Comp, Lit, Critical - Honors	17	15	0.20	1.70	51	255	1	20
		Comp, Lit, Critical Thinking	488	364	3.38	49.30	1,479	438	17	448
		Compos., Lit. & Crit. Thinking	84	67	0.65	8.40	252	386	3	78
	161	Creative Writing I	28	25	0.10	2.80	84	840	1	30
	162	Creative Writing II	12	10	0.10	1.20	36	360	1	30
	165	Advanced Composition	42	26	0.45	4.40	132	291	2	52
	650	English Supplement for TRIO	36	31	0.20	2.29	69	343	1	50
	690	Special Projects	3	3	0.00	0.23	7	#INF	1	25
	826	Basic Writing Skills	60	50	0.40	6.00	180	450	2	70
	828	Basic Composition and Reading	145	105	1.33	25.03	751	563	4	140
	836	Writing Development	29	23	0.25	2.90	87	343	1	26
	846	Reading & Writing Connections	398	293	4.33	70.33	2,110	487	13	338
	875	English Grammar	36	22	0.20	3.60	108	540	1	35
ENVS	100	Intro to Environmental Science	32	27	0.20	3.20	96	480	1	40
	410	Solar Installation/Integration	15	13	0.13	2.54	76	571	1	10
	411	Solar Design/Estimation/&Sales	17	15	0.40	4.08	122	306	1	12
	680	Bldg. Performance Audit/Sales	16	15	0.54	4.70	141	261	1	20
ESOL	400	English Comp-Nonnative Speaker	117	96	1.33	19.49	585	438	4	104
	655	ESL Supplement	72	67	0.20	6.65	200	998	1	130
	802	Int. Conversational English	17	17	0.13	1.42	43	319	1	30
	803	Workplace English for ESOL	25	19	0.20	2.50	75	375	1	35
	830	ENGL Spkrs Other Languages III	33	32	0.60	9.90	297	495	1	35

		Census Headcount	End of Term Headcount	FTEF	FTES	WSCH	Load	Sections	Max Enroll
	840 ENGL Spkrs Other Languages IV	70	63	1.20	21.00	630	525	2	70
	852 Pre-Int. ESL Listen & Speak	29	21	0.20	3.67	110	551	1	35
	853 Int. ESL Listening & Speaking	29	27	0.20	2.90	87	435	1	35
	854 High-Int. ESL Listen & Speak	33	23	0.20	3.85	116	578	1	35
	862 Pre-Int. ESL Read & Write	61	50	0.53	8.13	244	457	2	70
	864 High-Int. ESL Reading&Writing	44	28	0.27	5.87	176	660	1	35
	871 High-Beginning ESL Grammar	35	30	0.20	3.50	105	525	1	35
	872 Pre-Intermediate ESL Grammar	23	18	0.20	2.30	69	345	1	35
	873 Intermediate ESL Grammar	42	27	0.20	4.20	126	630	1	35
	875 Advanced ESL Grammar & Editing	35	31	0.20	3.50	105	525	1	35
FASH	113 Textiles	34	26	0.20	3.40	102	510	1	40
	119 Clothing, Culture, & Society	50	39	0.20	5.00	150	750	1	40
	151 Fashion Merchandising	32	19	0.20	3.20	96	480	1	40
	152 Visual Merchandising	18	16	0.20	1.80	54	270	1	40
	690 Special Projects	1	1	0.00	0.07	2	#INF	1	20
FCS	310 Nutrition	156	121	0.80	15.60	468	585	4	160
	690 Special Projects	4	4	0.00	0.40	12	#INF	1	5
FILI	110 Elementary Filipino	32	22	0.33	7.04	211	634	1	35
	111 Elementary Filipino I	30	23	0.20	4.20	126	630	1	35
	112 Elementary Filipino II	19	17	0.20	2.66	80	399	1	20
FILM	440 Film Study and Appreciation	64	55	0.20	6.40	192	960	1	60
FITN	106 Varsity Conditioning	45	43	0.53	7.30	219	417	2	40
	110 Adult Conditioning	20	14	0.15	2.13	64	427	1	40
	112 Cross Training	33	24	0.15	3.30	99	660	1	32
	116 Body Conditioning	80	73	0.45	8.06	242	537	3	95
	201 Men's Beg Weight Conditioning	28	23	0.08	2.80	84	1,120	1	40
	202 Men's Int. Weight Conditioning	13	13	0.08	1.30	39	520	1	40
	205 Weight Conditioning	183	164	0.75	19.00	570	760	6	270
	301 Spinning	165	121	0.75	16.50	495	660	5	160
	305 Running for Fitness	33	27	0.15	3.30	99	660	1	40
	332 Stretching & Flexibility	39	38	0.15	3.90	117	780	1	30
	334 Yoga	224	180	0.68	20.62	619	916	5	230
	335 Pilates	124	97	0.45	12.40	372	827	3	150
	400 Fitness Academy	64	55	0.30	4.37	131	437	1	70
	680S Core Fitness Training	27	22	0.15	2.70	81	540	1	30
	680S Intercollegiate Fitness	68	67	0.60	10.91	327	545	3	56
	680S Interactive Cardio Training	103	84	0.22	17.17	515	2,377	1	105
GEOG	110 Cultural Geography	30	25	0.20	3.00	90	450	1	45
	150 World Regional Geography	38	35	0.20	3.80	114	570	1	45
	300 Geographic Information Science	11	10	0.20	1.10	33	165	1	35
	690 Special Projects	1	1	0.00	0.03	1	#INF	1	6
GEOL	105 Environmental Earth Science	93	82	0.40	9.30	279	698	2	80
HIST	100 History Western Civ I	86	65	0.40	8.60	258	645	2	90
	101 History Western Civ II	23	15	0.20	2.45	74	368	1	45
	106 World Civilizations II	22	18	0.20	2.20	66	330	1	24
	108 American History Survey	106	75	0.40	10.60	318	795	2	90
	Survey of American History	44	34	0.20	5.13	154	770	1	45
	201 United States History I	350	257	1.40	42.30	1,269	906	7	350

		Census Headcount	End of Term Headcount	FTEF	FTES	WSCH	Load	Sections	Max Enroll	
	202	United States History II	155	124	1.00	15.39	462	462	5	225
	235	Hist of Ethnic Grps US-Honors	10	6	0.20	1.00	30	150	1	45
	240	Hist-Ethnic Groups in CA-Honor	28	14	0.20	2.80	84	420	1	30
		History of Ethnic Groups in CA	178	132	0.80	17.80	534	668	4	180
	244	African American History	42	29	0.20	4.20	126	630	1	45
	248	Women&The American Experience	12	9	0.20	1.20	36	180	1	45
	300	History of San Francisco	42	36	0.20	4.20	126	630	1	45
	310	California History	270	210	1.00	35.80	1,074	1,074	5	225
	420	Survey of Latin American Hist.	31	19	0.20	3.10	93	465	1	45
	432	Modern Asian Civilizations	44	33	0.20	4.40	132	660	1	45
	436	Filipinos in America-Kababayan	41	37	0.20	4.10	123	615	1	45
	444	Survey-SubSaharan African HIST	29	23	0.20	2.90	87	435	1	45
	680	The Holocaust	30	17	0.20	3.00	90	450	1	45
HSCI	100	General Health Science	52	48	0.20	5.20	156	780	1	40
	130	Human Sexuality	86	77	0.40	8.60	258	645	2	80
	484	Medical Terminology	138	126	0.20	13.80	414	2,070	2	151
HUM.	106	Awakening of Individuality	46	43	0.20	5.37	161	805	1	45
INDV	101	Beginning Archery	26	23	0.08	2.77	83	1,109	1	30
	105	Intermediate Archery	9	8	0.08	0.96	29	384	1	30
	121	Beginning Badminton	22	19	0.08	2.20	66	880	1	32
	125	Advanced Badminton	14	11	0.08	1.40	42	560	1	32
	126	Coed Club Badminton	22	19	0.00	2.30	69	#INF	1	28
	160	Golf	24	22	0.15	2.56	77	512	1	27
	171	Golf: On-Course Playing Lesson	33	30	0.15	3.30	99	660	1	27
	251	Beginning Tennis	29	24	0.10	3.01	90	902	2	64
	253	Intermediate Tennis	13	10	0.10	1.33	40	400	2	64
	255	Advanced Tennis	10	9	0.10	1.02	31	306	2	64
JOUR	110	Mass Media & Society	28	16	0.10	2.80	84	840	1	35
		Mass Media & Society -Honors	6	6	0.10	0.60	18	180	1	35
	120	Newswriting - Honors	4	4	0.10	0.40	12	120	1	35
		Writing & Reporting for Media	19	15	0.10	1.90	57	570	1	35
	121	AdvWriting&Reporting for Media	6	4	0.07	0.60	18	270	1	35
	300	Newspaper Production	15	13	0.20	3.40	102	510	1	15
	690	Special Projects	13	13	0.00	0.70	21	#INF	1	25
LEGL	245	Legal Operations	34	31	0.20	3.40	102	510	1	45
	250	Legal Research	18	14	0.20	1.80	54	270	1	45
	252	Principles of Civil & Admin. P	16	13	0.20	1.60	48	240	1	35
	304	Concepts of Criminal Law	1	1	0.10	0.10	3	30	1	45
	320	Criminal Investigation	4	4	0.10	0.40	12	120	1	45
	445	Law Office Management	16	16	0.10	1.60	48	480	1	35
	671	Paralegal Internship I	15	10	0.20	2.00	60	300	1	35
LIT.	101	Contemporary Literature	30	27	0.20	3.00	90	450	1	35
	111	The Short Story	26	19	0.20	2.60	78	390	1	35
	191	Children's Literature	17	13	0.10	1.98	60	595	1	32
	370	Lit of Latino in U.S.-Honors	5	3	0.10	0.50	15	150	1	35
		Lit Readings of Latino in U.S.	15	9	0.10	1.50	45	450	1	35
LSCI	110	Digital Oral Research Project	48	38	0.07	1.08	32	486	1	40
LSKL	110	Directed Experience--Tutoring	16	15	0.20	1.06	32	159	1	15

		Census Headcount	End of Term Headcount	FTEF	FTES	WSCH	Load	Sections	Max Enroll	
	800	Supple Learn Assistance	45	41	0.00	4.30	129	#INF	1	75
		Supplemental Learn Assist	161	143	0.10	11.55	346	3,464	1	170
	803	Superv. Peer Tutoring - MESA	121	119	0.00	15.80	474	#INF	1	200
		Supervised Peer Tutoring	317	305	0.00	5.96	179	#INF	1	240
	811	Supp.LearnAssist-Fund. of Math	83	64	0.07	2.31	69	1,040	2	80
	826	Sup. Learning Assist-ENGL 826	34	31	0.00	1.70	51	#INF	1	35
	836	Supp. Learning Assist-ENGL 836	29	26	0.00	1.45	44	#INF	1	26
	853	Writing and Reading Assistance	210	176	0.30	9.87	296	987	5	240
MATH	110	Elementary Algebra	307	258	2.33	52.58	1,577	676	7	280
		Elementary Algebra - ASTEP	32	29	0.33	5.33	160	480	1	40
	111	Elementary Algebra I	107	96	0.80	10.70	321	401	4	160
		Elementary Algebra I - Auto	24	22	0.20	2.40	72	360	1	35
		Elementary Algebra I - ECE	15	14	0.20	1.50	45	225	1	40
	112	Elementary Algebra II	117	89	0.70	11.70	351	501	4	160
		Elementary Algebra II - PUENTE	10	9	0.10	1.00	30	300	1	40
	120	Intermediate Algebra	465	327	3.33	95.35	2,861	858	10	450
		Intermediate Algebra FYE	21	17	0.33	4.34	130	391	1	40
		Intermediate Algebra-ASTEP	36	32	0.33	7.44	223	670	1	35
	122	Intermediate Algebra I	52	25	0.40	7.28	218	546	2	80
	123	Intermediate Algebra II	58	50	0.40	8.12	244	609	2	75
	130	Trigonometry	152	92	1.07	26.67	800	750	4	160
	200	Probability & Statistic-Honors	4	0	0.13	0.69	21	156	1	40
		Probability & Statistics	473	316	2.53	80.25	2,408	950	10	435
	222	Precalculus	76	40	0.67	16.28	488	733	2	80
	241	Applied Calculus I	40	23	0.33	8.53	256	768	1	40
	242	Applied Anal Geom/calc II	13	10	0.10	1.82	55	546	1	40
		Applied Calculus II - Honors	10	10	0.10	1.40	42	420	1	40
	251	Calc/Anal. Geom - Honors	3	3	0.17	0.62	19	112	1	37
		Calculus/Analytic Geometry I	87	60	0.50	18.25	548	1,095	2	77
	252	Calc/Analytic Geom II - Honors	9	6	0.17	1.86	56	335	1	40
		Calcu/Analytic Geometry II	23	20	0.33	4.75	143	428	2	60
		Calculus/anal Geometry II	38	28	0.17	7.85	236	1,413	1	40
	253	Calculus/anal Geomtry III	43	35	0.33	8.89	267	800	1	40
	275	Ordinary Differential Equation	21	15	0.20	2.94	88	441	1	40
	650	Supplemental Math Inst - Trio	26	25	0.20	2.26	68	339	1	50
		Supplemental Math Inst. - Trio	19	15	0.13	1.01	30	227	1	100
	690	Special Projects	2	2	0.00	0.10	3	#INF	1	10
	811	Fundamentals of Math	49	27	0.33	10.78	323	970	1	40
		Fundamentals of Mathematics	177	135	1.33	37.55	1,126	845	4	161
MUS.	100	Fundamentals Of Music	58	52	0.20	5.80	174	870	1	45
		Fundamentals of Music	102	88	0.40	10.20	306	765	2	90
	110	Music Theory I	13	9	0.20	1.30	39	195	1	25
	115	Music, Art And Ideas	22	18	0.10	2.20	66	660	1	45
	202	Music Appreciation	112	91	0.60	11.20	336	560	3	135
		Music Appreciation- Honors	24	17	0.20	2.40	72	360	1	30
	250	World Music	54	42	0.40	5.55	167	416	2	105
	275	History of Jazz	37	19	0.20	3.70	111	555	1	45
	290	Intro to MIDI Music	19	16	0.20	4.75	143	713	1	20

		Census Headcount	End of Term Headcount	FTEF	FTES	WSCH	Load	Sections	Max Enroll
301	Piano I	95	63	0.86	21.93	658	769	6	155
302	Piano II	21	14	0.24	5.00	150	622	4	95
303	Piano III	5	4	0.15	1.19	36	238	3	60
304	Piano IV	9	6	0.15	2.07	62	415	3	60
377	Beginning Guitar	26	15	0.18	6.51	195	1,084	2	37
	Guitar I	24	19	0.09	5.44	163	1,813	1	35
378	Guitar II	7	3	0.09	1.59	48	529	1	35
	Intermediate Guitar	8	8	0.18	1.97	59	329	2	37
379	Guitar III	10	9	0.05	2.27	68	1,511	1	40
380	Guitar IV	8	5	0.05	1.81	54	1,209	1	40
383	Guitar Ensemble I	2	2	0.05	0.45	14	302	1	40
401	Voice I	36	27	0.23	7.83	235	1,044	2	90
402	Voice II	9	8	0.09	2.02	61	675	2	90
403	Voice III	5	4	0.09	1.12	34	372	2	90
404	Voice IV	4	4	0.09	0.90	27	300	2	90
420	Traditional Kulintang Music	16	15	0.18	3.63	109	604	1	30
430	Concert Band	11	10	0.09	1.10	33	367	1	45
450	Jazz Band	8	5	0.10	0.93	28	275	1	45
470	Choir	9	4	0.09	0.90	27	300	1	80
665	665J Jazz Band:MusicofDukeEllington	12	12	0.10	1.40	42	413	1	45
665	665K Violin: Suzuki Method	14	9	0.18	1.40	42	233	1	25
665	665L Concert Band-ContemporaryMusic	17	17	0.09	1.70	51	567	1	45
667	667M Piano: Romantic Period	0	0	0.05	0.00	0	0	1	20
667	667N More Piano Classics	6	6	0.00	1.52	46	#INF	1	20
667	667O Guitar:Styles of Mark Knopfler	9	9	0.05	2.04	61	1,360	1	40
667	667P Voice: I (Heart) NYC	16	14	0.05	3.54	106	2,361	1	45
667	667Q Spring Choral Concert	16	14	0.09	1.43	43	476	1	80
680	680R From Jazz to Hip Hop	20	19	0.20	2.00	60	300	1	30
690	Special Projects	9	9	0.00	0.43	13	#INF	3	20
OCEN	100 Survey Of Oceanography	91	80	0.40	9.10	273	683	2	80
	101 Oceanography Lab/Field Study	22	21	0.16	2.42	73	454	1	20
P.E.	105 The Student-Athlete Experience	33	33	0.13	2.53	76	569	1	35
	152 Theory of Sport & Fitness Mgmt	38	22	0.20	3.80	114	570	1	55
	203 Sports Med Clinical Internship	14	12	0.00	2.28	68	#INF	1	20
	211 Prevent/Care-Athletic Injuries	21	16	0.13	1.40	42	315	1	35
PHIL	100 Intro To Philosophy	51	44	0.20	5.10	153	765	1	45
	Introduction to Philosophy	94	83	0.40	9.40	282	705	2	90
	103 Critical Thinking	92	74	0.40	11.38	341	854	2	90
	240 Introduction to Ethics	45	38	0.20	4.50	135	675	1	45
	280 Intro to Political Philosophy	17	11	0.10	1.70	51	510	1	45
	300 Intro to World Religions	35	32	0.20	4.08	123	613	1	45
	312 Intro Phil of Religion-Honors	15	12	0.00	1.50	45	#INF	1	32
	320 Asian Philosophy	36	32	0.20	3.60	108	540	1	45
PHYS	210 General Physics I	82	65	0.68	16.40	492	723	3	75
	211 General Physics I-Calculus Sup	21	20	0.07	0.70	21	315	1	25
	220 General Physics II	49	42	0.52	9.80	294	565	2	50
	221 Gen Physics II Calculus Sup	16	14	0.07	0.53	16	240	1	25
	250 Physics With Calculus I	30	23	0.36	6.00	180	500	1	25

		Census Headcount	End of Term Headcount	FTEF	FTES	WSCH	Load	Sections	Max Enroll	
	260	Physics With Calculus II	20	18	0.23	4.00	120	529	1	25
		Physics with Calculus II	19	13	0.15	3.80	114	777	1	25
		Physics with Calculus II Honor	14	14	0.15	2.80	84	573	1	25
PLSC	130	International Relations-Honors	35	32	0.20	3.50	105	525	1	32
	200	National, State & Local Govt	143	112	0.60	14.30	429	715	3	136
	210	American Politics	137	114	0.60	14.38	432	719	3	135
	280	Intro to Political Philosophy	26	20	0.10	2.60	78	780	1	45
	301	Calif State & Urban Govt	68	50	0.40	6.80	204	510	2	90
PSYC	100	General Psychology	622	498	2.80	63.64	1,909	682	14	622
		General Psychology- Honors	21	17	0.20	2.10	63	315	1	30
	105	Experimental Psychology	45	44	0.20	4.50	135	675	1	45
	110	Courtship, Marriage & Family	63	54	0.10	6.30	189	1,890	1	100
		Courtship, Marriage and Family	36	32	0.10	3.60	108	1,080	1	45
	171	Quantitative Reasoning in Psyc	75	73	0.40	11.17	335	838	2	91
	200	Developmental Psychology	260	236	0.80	37.80	1,134	1,418	4	235
	201	Child Development	95	71	0.50	14.31	429	859	5	255
	268	Black Psychology	14	10	0.20	1.40	42	210	1	45
	300	Social Psychology	45	28	0.20	4.50	135	675	1	45
	390	Psychology of Consciousness	30	23	0.20	3.00	90	450	1	40
	410	Abnormal Psychology	48	42	0.20	4.80	144	720	1	45
	680	Sports Psychology	12	10	0.20	1.20	36	180	1	45
R.E.	100	Real Estate Principles	28	27	0.20	2.80	84	420	1	40
	110	Real Estate Practice	24	19	0.20	2.88	86	432	1	60
	130	CA Mortgage Loan Broker & Lend	27	24	0.20	2.70	81	405	1	60
READ	826	Reading Improvement	45	35	0.20	4.50	135	675	1	35
	836	Academic Reading Strategies	29	23	0.20	2.90	87	435	1	35
RPTH	430	Respiratory Therapeutics	24	24	0.59	8.48	254	434	1	25
	438	Clinical Clerkship I	24	24	0.13	6.40	192	1,440	1	25
	445	Respiratory Diseases I	24	24	0.13	1.60	48	360	1	25
	475	Hemodynamic Monitoring	19	19	0.13	1.27	38	285	1	25
	480	Diagnostic Testing/Outpatient	19	19	0.13	1.46	44	328	1	25
	485	Clinical Medicine Seminar	19	19	0.11	1.46	44	385	1	25
	488	Clinical Clerkship IV	19	19	0.13	13.90	417	3,125	1	25
	495	Resp Care Brd Exam Prep & Revw	19	19	0.13	1.27	38	285	1	25
	690	Special Project: Resp. Therapy	19	19	0.00	1.27	38	#INF	1	25
SOCI	100	Intro to Sociology- Honors	17	9	0.20	1.98	60	298	1	30
		Introduction To Sociology	78	51	0.40	7.80	234	585	2	90
		Introduction to Sociology	109	74	0.40	10.90	327	818	2	90
	105	Contemporary Social Issues	30	22	0.20	3.00	90	450	1	45
	110	Courtship/Marriage/Family	81	76	0.20	8.10	243	1,215	2	145
	141	Race & Ethnicity	44	32	0.40	4.40	132	330	2	90
	341	Asian Cultures and Societies	25	18	0.20	2.50	75	375	1	45
SPAN	110	Elementary Spanish	81	75	0.50	16.74	502	1,004	2	75
		Elementary Spanish - Honors	7	7	0.17	1.45	43	260	1	35
	120	Adv. Elementary Spanish	17	14	0.17	3.74	112	673	1	35
		Elementary Spanish -Honors	5	4	0.17	1.10	33	198	1	35
	130	Intermediate Spanish	16	16	0.13	2.24	67	504	2	70
		Intermediate Spanish - Honors	9	8	0.07	1.26	38	567	1	35

		Census Headcount	End of Term Headcount	FTEF	FTES	WSCH	Load	Sections	Max Enroll	
	140	Adv. Int. Spanish-Honors	15	14	0.10	2.10	63	630	1	35
		Advanced Intermediate Spanish	10	9	0.10	1.40	42	420	1	35
SPCH	100	Fundamentals of Speech	23	18	0.20	2.30	69	345	1	32
		Public Speaking	317	262	1.80	32.20	966	537	9	288
	120	Interpersonal Communication	231	196	1.20	23.10	693	578	6	192
	150	Intercultural Communication	34	23	0.20	3.97	119	595	1	32
		Intercultural Communications	71	65	0.40	7.10	213	533	2	58
SURG	442	Surgical Specialties	19	19	0.40	3.99	120	299	1	25
	443	Clinical Practice for SURG	19	19	0.53	20.27	608	1,140	1	25
	445	Intro to Central Service Tech	19	19	0.48	5.07	152	317	1	20
	446	Clinical Practice for CST	20	20	0.27	5.85	176	658	1	24
TCOM	410	Structured Wiring & Cabling	32	28	0.24	5.44	163	689	1	25
	451	PC Configuration and Repair	17	13	0.23	5.21	156	670	1	24
	452	A+ Certification Exam Prep	22	18	0.07	3.52	106	1,583	1	24
	460	Fiber Optics Technology	24	19	0.20	3.36	101	504	1	24
	480	Network Fundamentals (LAN)	26	24	0.10	4.07	122	1,222	1	30
	481	Network System Adm	22	22	0.10	3.08	92	924	1	24
	482	Introduction to Routers	16	15	0.10	2.24	67	672	1	25
	483	Network Switches-Concepts&Apps	14	12	0.10	1.96	59	588	1	40
	484	Routing Concepts & Apps	12	12	0.10	1.68	50	504	1	24
	670	Tcom Work Experience	7	5	0.03	0.80	24	721	1	30
TEAM	111	Beginning Basketball	53	38	0.23	5.30	159	707	3	104
	115	Advanced Basketball	48	42	0.23	4.80	144	640	3	104
	116	Basketball: Indv Skill Develop	14	11	0.15	1.92	58	384	1	5
	117	Tournament Basketball	45	42	0.30	5.04	151	504	2	35
	132	Flag Football	24	21	0.15	2.40	72	480	1	35
	141	Beginning Soccer	13	11	0.08	1.30	39	520	1	40
	145	Advanced Soccer	8	8	0.08	0.80	24	320	1	40
	148	Indoor Soccer	72	71	0.30	7.20	216	720	2	80
	179	Tournament Volleyball	13	10	0.08	1.26	38	503	1	30
	190	Baseball Theory, Defense	30	30	0.29	7.80	234	802	1	40
	198	Women's Soccer Theory. Defense	14	14	0.22	3.13	94	433	1	30
	690	Special Project	20	20	0.00	2.00	60	#INF	1	30
VARS	100	Varsity Baseball	38	38	0.00	12.67	380	#INF	1	40
		Varsity Men's Baseball	3	3	0.60	1.00	30	50	1	40
	110	Varsity Basketball	12	12	0.00	1.74	52	#INF	1	25
		Varsity Men's Basketball	8	8	0.30	1.16	35	116	1	25
	300	Vars. Women's Basketball	15	15	0.30	2.17	65	217	2	50
	350	Women's Varsity Badminton	10	9	0.50	3.33	100	200	2	56
WELL	665	Intro to Neck/Shoulder Massage	28	28	0.03	0.43	13	384	1	20
	665	Intro to Back Massage	24	24	0.03	0.37	11	329	1	20
	665	Intro to Flower Essences	33	33	0.03	0.50	15	453	1	35
	665	Intro to Aromatherapy	36	36	0.03	0.55	16	494	1	35
	665	Intro to Gem Elixirs	30	29	0.03	0.44	13	398	1	35
	785	Spa Technician Training	9	5	0.64	3.60	108	169	1	16
	880	Intro to "Wholistic" Health	44	31	0.20	4.40	132	660	1	30
	880	Intro to Massage Therapy	22	21	0.25	3.45	103	408	1	20
Summer 2022	ACTG 100	Accounting Procedures	87	70	0.40	14.76	443	1,107	2	80

2006

			Census Headcount	End of Term Headcount	FTEF	FTES	WSCH	Load	Sections	Max Enroll
	121	Financial Accounting	64	47	0.40	8.40	252	630	2	80
	131	Managerial Accounting	69	59	0.40	8.90	267	668	2	80
	194	Intro. Quickbooks/Quickbks Pro	31	24	0.07	1.03	31	465	1	30
ADMJ	100	Intro to Admin of Justice	27	23	0.20	2.84	85	426	1	40
	102	Princ/Procedures of Justice	31	28	0.20	3.26	98	489	1	45
ANTH	110	Cultural Anthropology	59	56	0.40	5.73	172	430	2	90
	180	Magic, Witchcraft & Religion	17	16	0.20	1.60	48	240	1	45
ARBC	111	Elementary Arabic I	21	14	0.20	2.52	76	378	1	40
ART	115	Art, Music and Ideas	14	11	0.10	1.32	40	395	1	45
	130	Art Appreciation	16	14	0.20	1.51	45	226	1	45
	204	Drawing I	50	44	0.28	7.43	223	796	2	70
	205	Drawing II	5	3	0.28	0.75	22	80	2	70
	351	Photography I	38	36	0.43	7.77	233	537	2	54
	405	Sculpture I	9	8	0.06	2.72	82	1,439	1	35
	406	Sculpture II	0	0	0.06	0.00	0	0	1	35
	407	Sculpture III: Direct Metal	1	1	0.06	0.30	9	160	1	35
	665	Bronze Casting Techniques	8	8	0.06	2.42	73	1,280	1	35
		Introduction to Stone Carving	23	20	0.23	1.75	53	232	1	30
		Photo Lab	23	20	0.09	1.33	40	461	1	27
		Raku & Low Fire Ceramics	26	22	0.18	6.40	192	1,066	1	30
	690	Special Projects	1	0	0.00	0.02	1	#INF	2	10
ASL	111	American Sign Language I	52	47	0.40	6.07	182	455	2	70
	112	American Sign Language II	18	16	0.20	2.13	64	319	1	35
AUTO	665	Smog Check Update 2005	75	75	0.09	2.07	62	666	2	60
	710	Fundamentals of Auto Mechanics	29	24	0.28	5.30	159	568	1	27
	786	Automotive Air Conditioning I	20	18	0.09	1.83	55	593	1	20
	860	Automotive Air Conditioning I	0	0	0.09	0.00	0	0	1	20
BIOL	110	Principles Of Biology	31	31	0.26	6.85	205	790	1	30
		Principles of Biology	34	34	0.26	7.51	225	867	1	30
	130	Human Biology	101	76	0.60	10.33	310	517	3	170
	240	General Microbiology	83	72	0.68	18.34	550	809	3	90
	250	Human Anatomy	72	66	0.72	16.16	485	673	2	60
	260	Intro to Physiology	59	55	0.84	16.95	508	605	2	60
	690	Special Projects	9	9	0.00	0.43	13	#INF	2	18
BUS.	100	Introduction To Business	25	25	0.20	2.50	75	375	1	35
	103	Intro to Bus. Info Systems	26	26	0.20	3.08	92	462	1	40
	120	Math Analysis for Business	35	27	0.20	4.76	143	714	1	40
	123	Statistics	59	52	0.40	10.90	327	818	2	80
	201	Business Law	34	22	0.20	3.28	99	493	1	40
	241	Doing Business in Asia	13	13	0.10	0.65	20	195	1	35
CAOT	100	Beginning Computer Keyboarding	35	29	0.18	3.26	98	558	2	67
	101	Cmputr Keyboarding Skill Build	12	7	0.06	1.44	43	788	2	67
	104	Intro Computer w/Windows	28	27	0.11	1.94	58	513	1	25
	200	Intro. MS Office Suites	22	16	0.15	2.26	68	463	1	24
	214	Word Processing I: Word	38	36	0.13	1.69	51	380	2	59
	225	Spreadsheets I: Excel	49	49	0.15	2.34	70	478	2	65
	226	Spreadsheets II: Excel	21	20	0.15	2.82	85	552	1	25
	230	Database Apps. I: Access	24	24	0.07	0.80	24	360	1	40

		Census Headcount	End of Term Headcount	FTEF	FTES	WSCH	Load	Sections	Max Enroll
	231 Database Apps. I: Access	12	12	0.13	0.80	24	180	1	35
	403 HTML & Web Authoring Apps I	44	38	0.21	2.89	87	419	2	57
	404 HTML & Web Authoring Apps II	12	12	0.10	0.98	29	293	1	25
	410 Photoshop	20	20	0.07	1.31	39	589	1	32
	665 Multimedia Using Camtasia	11	7	0.07	0.32	10	145	1	32
CHEM	192 Elementary Chemistry	58	49	0.52	12.69	381	732	2	60
	210 General Chemistry I	33	27	0.52	9.84	295	568	1	30
	220 General Chemistry II	30	26	0.52	8.95	268	516	1	30
	410 Chem For Health Sciences	36	27	0.49	7.54	226	458	2	60
COSM	690 Special Projects	5	3	0.00	0.70	21	#INF	2	30
	730 Cosm Concepts/Practice IV	65	64	0.65	8.72	261	404	2	90
	740 Cosm Concepts/Practice V	15	15	0.21	2.74	82	386	1	30
	784 Salon Practice	29	29	0.07	2.65	80	1,193	1	60
COUN	100 College Success	10	9	0.21	0.93	28	136	1	30
CRER	100 How to Succeed in College	31	30	0.14	1.15	35	240	2	60
	410 College & Career Awareness	14	14	0.04	0.28	8	192	1	30
	College and Career Awareness	16	16	0.04	0.32	10	220	1	30
	665 Transfer Power	24	24	0.03	0.29	9	261	1	30
	Up Your Self-Esteem	10	10	0.03	0.12	4	110	1	30
DANC	161 Tango Argentino	48	39	0.08	2.19	66	878	1	40
	162 Tango Milonga	50	47	0.08	2.31	69	926	1	40
	665 Afro/Brazilian Dance Workout	21	16	0.08	0.96	29	384	1	40
	Chinese Dance	19	15	0.15	0.87	26	174	1	40
DSKL	880 Assistive Computer Technology	10	9	0.11	0.69	21	187	1	30
ECE.	201 Child Development	58	49	0.30	5.66	170	566	3	130
	210 Early Child Ed Principles	23	20	0.20	2.26	68	339	1	40
	211 Early Child Ed Curriculum	27	27	0.20	2.65	80	398	1	40
	212 Child, Family & Community	25	21	0.20	2.46	74	369	1	40
	214 Child-Parent Relations	17	17	0.20	1.67	50	251	1	40
	670 Cooperative Education	22	9	0.07	1.77	53	795	1	20
ECON	100 Principles of Macro Economics	120	108	0.80	11.52	346	432	4	180
	102 Principles of Micro Economics	99	82	0.80	9.67	290	363	4	180
EMC.	415 EMT I Refresher	7	5	0.13	0.30	9	69	1	20
ENGL	100 Composition	245	192	2.00	28.92	868	434	10	275
	110 Compos., Lit. & Crit. Thinking	30	27	0.20	3.81	114	572	1	26
	Composition and Literature	146	124	1.00	17.20	516	516	5	145
	161 Creative Writing I	8	7	0.10	0.75	23	226	1	40
	162 Creative Writing II	0	0	0.10	0.00	0	0	1	40
	165 Advanced Composition	82	63	0.60	10.03	301	501	3	91
	819 English Devl. - Jumpstart	31	30	0.20	3.12	94	469	1	35
	826 Basic Writing Skills	26	23	0.33	5.05	152	455	1	34
	836 Writing Development	60	40	0.60	7.45	224	373	3	93
	846 Reading & Writing Connections	56	49	0.67	10.88	326	490	2	55
	853 Writing Assistance Lab	0	0	0.20	0.00	0	0	1	999
ESOL	400 English Comp-Nonnative Speaker	45	30	0.67	8.74	262	393	2	52
	875 English Grammar for ESOL	30	24	0.20	2.82	85	423	1	30
FITN	110 Adult Conditioning	74	66	0.30	5.00	150	500	3	105
	116 Body Conditioning	59	47	0.15	2.79	84	558	2	80

		Census Headcount	End of Term Headcount	FTEF	FTES	WSCH	Load	Sections	Max Enroll	
	201	Beginning Weight Conditioning	13	10	0.08	1.31	39	524	1	40
	202	Intermed Weight Conditioning	8	8	0.08	0.81	24	322	1	40
	205	Weight Conditioning	40	32	0.23	3.15	94	420	2	65
	301	Spinning	80	72	0.23	3.64	109	485	3	90
	305	Running for Fitness	28	19	0.15	2.94	88	589	1	40
	334	Yoga	133	108	0.45	9.62	289	641	4	175
	335	Pilates	154	111	0.38	9.63	289	770	4	180
	349	Functional Adapted Fitn Assess	39	39	0.15	1.26	38	252	2	50
	350	Adaptive Physical Education	75	73	0.30	2.37	71	237	4	100
GEOL	100	Survey of Geology	25	20	0.20	2.67	80	400	1	55
HIST	108	Survey of American History	32	28	0.20	3.01	90	452	1	45
	201	United States History I	77	56	0.40	7.13	214	535	2	90
	202	United States History II	42	38	0.20	4.00	120	600	1	45
	240	History of Ethnic Groups in CA	80	62	0.40	7.86	236	590	2	90
	310	California History	76	66	0.40	7.26	218	545	2	90
HSCI	100	General Health Science	33	24	0.20	3.11	93	466	1	35
	130	Human Sexuality	53	42	0.40	5.39	162	404	2	85
HUM.	106	Awakening of Individuality	34	34	0.20	3.21	96	481	1	45
INDV	167	Golf Course Strategies	28	27	0.08	1.47	44	589	1	25
	251	Beginning Tennis	48	42	0.08	3.68	110	1,472	2	60
	253	Intermediate Tennis	17	12	0.08	1.27	38	509	2	60
	255	Advanced Tennis	4	4	0.08	0.29	9	117	2	60
JOUR	690	Special Projects	0	0	0.00				1	999
LSKL	800	Directed Supp. Instr. - MESA	1	1	0.00	0.09	3	#INF	1	120
		Directed Supplementary Instruc	27	27	0.00	0.76	23	#INF	1	999
MATH	110	Elementary Algebra	68	56	0.67	14.56	437	655	2	80
	111	Elementary Algebra I	55	39	0.40	6.76	203	507	2	80
	112	Elementary Algebra II	49	42	0.40	6.34	190	475	2	80
	115	Geometry	26	24	0.27	3.56	107	401	2	36
	120	Intermediate Algebra	115	92	1.00	23.28	698	698	3	120
	122	Interm. Algebra I	11	6	0.20	1.41	42	212	1	40
		Intermediate Algebra I	13	9	0.20	1.46	44	219	1	40
	123	Intermediate Algebra II	21	21	0.20	2.48	74	372	1	40
	130	Trigonometry	84	65	0.60	10.57	317	528	3	115
	200	Elem Probability & Statistics	76	71	0.80	11.49	345	431	3	120
		Probability & Statistics	68	65	0.53	10.53	316	592	2	80
		Probability and Statistics	79	71	0.53	12.34	370	694	2	80
	222	Precalculus	40	32	0.33	7.51	225	676	1	40
	242	Applied Calculus II	36	33	0.20	4.94	148	741	1	40
	251	Calculus/Analytic Geometry I	49	43	0.67	9.74	292	439	3	115
	270	Linear Algebra	30	24	0.20	3.81	114	572	1	35
	275	Ordinary Differential Equation	34	21	0.20	4.66	140	699	1	40
	805	Fundamentals of Mathematics I	11	9	0.17	1.11	33	201	1	35
	806	Fundamentals of Mathematics II	23	19	0.17	2.45	74	442	1	35
	819	Mathematics Devl. - Jumpstart	30	30	0.20	2.79	84	418	2	40
MUS.	100	Fundamentals of Music	63	49	0.40	6.39	192	479	2	90
	115	Music, Art and Ideas	3	3	0.10	0.28	8	85	1	45
	202	Music Appreciation	98	82	0.60	9.80	294	490	3	135

		Census Headcount	End of Term Headcount	FTEF	FTES	WSCH	Load	Sections	Max Enroll
250	World Music	33	30	0.20	3.27	98	490	1	45
301	Piano I	29	19	0.46	5.21	156	337	3	70
302	Piano II	9	8	0.27	1.47	44	161	2	45
303	Piano III	1	1	0.34	0.13	4	12	1	25
304	Piano IV	2	2	0.34	0.26	8	23	1	25
377	Beginning Guitar	33	26	0.05	3.52	106	2,347	1	35
378	Intermediate Guitar	12	8	0.05	1.19	36	792	1	45
379	Advanced Guitar	2	2	0.05	0.20	6	132	1	45
380	Guitar IV	4	1	0.05	0.40	12	264	1	45
383	Guitar Ensemble I	0	0	0.05	0.00	0	0	1	45
430	Concert Band	13	13	0.04	0.69	21	594	1	45
665	Music for Broadway	9	9	0.04	0.48	14	411	1	45
	The Blues Side of Jazz Guitar	3	3	0.13	0.30	9	67	1	45
690	Special Projects	0	0	0.00				1	45
OCEN 100	Oceanography	25	24	0.20	2.35	71	353	1	40
P.E. 880	Baseball Theory	22	22	0.15	2.22	67	443	1	50
	Wrestling Theory	17	17	0.15	1.62	49	324	1	30
PHIL 100	Introduction to Philosophy	83	62	0.40	8.28	248	621	2	90
103	Critical Thinking	54	47	0.40	6.92	208	519	2	90
240	Introduction to Ethics	14	11	0.20	1.32	40	198	1	45
PLSC 130	International Relations	13	13	0.20	1.22	37	183	1	45
200	National, State & Local Govt	50	50	0.40	4.77	143	358	2	90
210	American Politics	51	46	0.40	5.09	153	381	2	90
PSYC 100	General Psychology	92	83	0.40	9.80	294	735	2	90
171	Quantitative Reasoning in Psyc	39	39	0.20	3.57	107	535	1	45
200	Developmental Psychology	100	93	0.60	9.58	288	479	3	135
201	Child Development	34	31	0.30	3.30	99	330	3	130
R.E. 100	Real Estate Principles	82	82	0.20	10.40	312	1,560	1	100
110	Real Estate Practice	43	43	0.20	4.30	129	645	1	50
665	Prep for CAR.E. Examination	24	18	0.10	1.22	36	365	1	60
READ 826	Reading Improvement	36	24	0.40	4.37	131	327	2	60
836	Academic Reading Strategies	39	30	0.60	4.58	137	229	3	95
RPTH 448	Clinical Clerkship II	27	27	0.35	6.17	185	534	3	45
SOCI 100	Introduction to Sociology	98	79	0.40	9.77	293	732	2	125
SPAN 110	Elementary Spanish	28	19	0.33	5.44	163	490	1	40
111	Elementary Spanish I	60	33	0.40	7.17	215	538	2	80
112	Elementary Spanish II	19	11	0.20	2.28	68	342	1	35
SPCH 100	Fundamentals of Speech	116	102	0.60	14.13	424	706	3	102
120	Interpersonal Communication	61	57	0.40	5.88	177	441	2	70
	Interpersonal Communications	65	56	0.40	6.09	183	457	2	70
150	Intercultural Communication	49	40	0.60	4.69	141	235	3	105
SURG 665	Review Class for Surg Techs	10	10	0.03	0.12	4	110	1	25
TAGA 111	Elementary Tagalog I	35	31	0.20	4.20	126	630	1	35
TEAM 117	Tournament Basketball	31	31	0.22	2.29	69	307	2	70
141	Beginning Soccer	14	12	0.08	1.41	42	564	1	40
145	Advanced Soccer	27	27	0.23	2.72	82	363	2	80
146	Men's Soccer Theory	29	28	0.15	2.76	83	552	1	60
149	Women's Soccer Theory	18	18	0.15	1.71	51	343	1	40

		Census	End of			WSCH	Load	Sections	Max			
		Headcount	Term	FTEF	FTES				Enroll			
			Headcount									
	176	Volleyball Theory	2	2	0.15	0.09	3	18	1	30		
	690	Special Project	8	8	0.00	0.27	8	#INF	1	30		
		Special Project: TEAM	2	2	0.00	0.03	1	#INF	1	25		
Summer 2007	ACTG	100	Accounting Procedures	88	69	0.40	11.61	348	871	2	80	
		121	Financial Accounting	60	39	0.40	7.01	210	525	2	80	
		131	Managerial Accounting	69	57	0.40	9.14	274	685	2	80	
		194	Intro. Quickbooks/Quickbks Pro	47	31	0.07	1.57	47	705	1	30	
		196	Inter Quickbooks/Quickbks.-Pro	21	12	0.07	0.67	20	300	1	32	
		ADMJ	100	Intro to Admin of Justice	21	21	0.20	1.98	59	296	1	40
			102	Princ/Procedures of Justice	44	42	0.20	4.14	124	621	1	45
		ANTH	110	Cultural Anthropology	63	53	0.40	6.09	183	456	2	90
			125	Physical Anthropology	29	23	0.20	3.15	94	472	1	45
		ARBC	111	Elementary Arabic I	19	5	0.20	2.28	68	342	1	35
		ART	101	History of Art I	68	46	0.20	6.80	204	1,020	1	80
			115	Art, Music and Ideas	17	15	0.10	1.60	48	480	1	45
			130	Art Appreciation	32	23	0.20	3.01	90	452	1	45
			204	Drawing I	56	47	0.28	10.06	302	1,078	2	70
			205	Drawing II	2	2	0.28	0.40	12	43	2	70
			351	Photography I	51	47	0.43	11.21	336	775	2	54
			405	Sculpture I	13	13	0.06	3.05	91	1,612	1	35
			406	Sculpture II	3	2	0.06	0.70	21	372	1	35
			407	Sculpture III: Direct Metal	1	1	0.06	0.23	7	124	1	35
			411	Ceramics I	14	13	0.05	2.26	68	1,508	1	35
			412	Ceramics II	7	7	0.05	1.13	34	754	1	35
			417	Ceramic Glazing Techniques	4	4	0.05	0.65	19	431	1	35
			665	Black & White Photo Lab	27	23	0.05	1.26	38	756	1	27
		665	Introduction to Stone Carving	13	12	0.23	0.87	26	115	1	35	
		665	Bronze Casting Techniques	7	6	0.06	1.64	49	868	1	35	
		665	Explorations in Clay	9	9	0.05	1.45	44	969	1	35	
		665	Raku and Low Fire Ceramics	12	12	0.18	2.18	65	363	1	30	
	690	Special Projects	2	2	0.00	0.03	1	#INF	2	10		
	ASL	111	American Sign Language I	66	60	0.40	7.64	229	573	2	70	
		112	American Sign Language II	16	16	0.20	1.89	57	283	1	35	
	AUTO	665	Smog Check Update 2007	81	81	0.20	2.44	73	366	3	78	
		665	Evaporative Emissions Systems	18	18	0.06	0.43	13	226	1	24	
		665	SCT: On-Board Diagnostics II	23	23	0.09	1.75	53	563	1	24	
		665	Multiplexing & Can Systems	20	20	0.07	0.49	15	219	1	24	
		708	Automotive Principles Lab	14	11	0.16	1.38	41	262	1	25	
		710	Fundamentals of Auto Mechanics	32	31	0.28	5.85	176	627	1	27	
		764	Emissions Control Systems I	14	13	0.05	0.64	19	384	1	26	
		776	Drivelines/Differentials	14	14	0.07	1.28	38	524	1	24	
		781	Electrical III	11	10	0.10	1.01	30	302	1	24	
		786	Automotive Air Conditioning I	17	17	0.08	1.71	51	675	1	20	
		830	Drivelines/Differentials	6	6	0.07	0.53	16	217	1	24	
		860	Automotive Air Conditioning I	0	0	0.08	0.00	0	0	1	20	
		864	Emissions Control Systems I	0	0	0.05	0.00	0	0	1	26	
		881	Electrical III	0	0	0.10	0.00	0	0	1	24	
	BIOL	110	Principles Of Biology	26	24	0.26	5.75	172	663	1	30	

		Census Headcount	End of Term Headcount	FTEF	FTES	WSCH	Load	Sections	Max Enroll
	Principles of Biology	29	23	0.26	6.41	192	740	1	30
130	Human Biology	92	66	0.40	8.90	267	667	2	115
240	General Microbiology	81	70	0.68	17.91	537	790	3	90
260	Intro to Physiology	30	28	0.52	9.41	282	543	1	30
690	Special Projects	12	12	0.00	1.10	33	#INF	1	15
BUS.	100 Introduction To Business	32	27	0.20	3.20	96	480	1	35
	103 Intro to Bus. Info Systems	36	29	0.20	4.43	133	664	1	40
	120 Math Analysis for Business	42	34	0.20	5.41	162	811	1	40
	123 Statistics	68	55	0.40	10.86	326	815	2	80
	201 Business Law	33	26	0.20	3.34	100	502	1	40
	221 Intercultural Bus. Communicati	27	22	0.10	2.57	77	771	1	30
	665S Poll Worker Academy	176	176	0.00	2.68	80	#INF	1	250
	680S Study Abroad in China	10	10	0.24	1.00	30	125	1	3
	690 Special Projects	1	1	0.00	0.10	3	#INF	1	5
CAOT	100 Beginning Computer Keyboarding	23	18	0.05	2.28	68	1,367	1	32
	101 Cmputr Keyboarding Skill Build	8	7	0.05	0.79	24	475	1	32
	104 Intro Computer w/Windows	20	19	0.10	1.30	39	389	1	35
	200 Intro. MS Office Suites	32	20	0.13	2.13	64	480	1	35
	214 Word Processing I: Word	30	16	0.07	0.57	17	255	1	35
	225 Spreadsheets I: Excel	42	30	0.07	1.27	38	570	1	40
	226 Spreadsheets II: Excel	15	13	0.13	1.93	58	434	1	25
	230 Database Apps. I: Access	35	20	0.07	1.03	31	465	1	40
	231 Database Apps. II: Access	20	17	0.13	1.33	40	300	1	35
	410 Photoshop	31	21	0.07	1.03	31	465	1	32
	411 Photoshop for the Web	17	12	0.07	0.57	17	255	1	35
	665S Macromedia Studio MX V. 8	36	29	0.13	2.07	62	465	1	32
CHEM	192 Elementary Chemistry	56	50	0.52	12.66	380	731	2	60
	210 General Chemistry I	28	27	0.52	9.14	274	528	1	30
	220 General Chemistry II	26	21	0.52	8.22	247	474	1	30
	410 Chem For Health Sciences	55	41	0.52	10.86	326	627	2	60
COSM	665S Make-Up Application Techniques	28	23	0.07	1.27	38	558	1	25
	690 Special Projects	2	0	0.00	0.00	0		2	30
	730 Cosm Concepts/Practice IV	52	49	0.48	10.45	313	648	2	90
	740 Cosm Concepts/Practice V	11	11	0.05	1.06	32	597	1	30
	784 Salon Practice	19	16	0.21	1.36	41	191	1	60
COUN	100 College Success	23	20	0.20	2.16	65	325	1	30
CRER	100 How to Succeed in College	38	37	0.07	1.41	42	635	2	1
	410 College & Career Awareness	16	16	0.03	0.24	7	220	1	0
	College and Career Awareness	17	17	0.00	0.26	8	#INF	1	1
	665S Transfer Power	8	8	0.03	0.11	3	96	1	30
	665S Up Your Self-Esteem	18	18	0.03	0.23	7	206	1	30
DANC	161 Tango Argentino	59	46	0.08	2.70	81	1,079	1	60
	162 Tango Milonga	32	28	0.08	1.49	45	597	1	25
	163 Tango Buenos Aires	30	25	0.08	1.37	41	549	1	25
	167 Swing Dance I	23	20	0.04	1.19	36	953	1	40
	665S Flamenco Dance	28	13	0.08	1.28	38	512	1	40
	665S Afro/Brazilian Dance Workout	32	26	0.08	1.61	48	644	1	40
	665S Beginning Ballroom Dance	21	19	0.04	1.09	33	870	1	40

			Census Headcount	End of Term Headcount	FTEF	FTES	WSCH	Load	Sections	Max Enroll
DSKL	880	Assistive Computer Technology	12	11	0.10	0.77	23	223	1	15
ECE.	201	Child Development	51	42	0.30	4.83	145	483	3	130
	210	Early Child Ed Principles	27	24	0.20	2.49	75	373	1	40
	211	Early Child Ed Curriculum	29	28	0.20	2.67	80	401	1	40
	212	Child, Family & Community	36	31	0.20	3.32	100	498	1	40
	214	Child-Parent Relations	15	14	0.20	1.41	42	212	1	35
	670	Cooperative Education	9	8	0.07	0.67	20	300	1	20
ECON	100	Principles of Macro Economics	133	118	0.60	12.73	382	637	3	135
	102	Principles of Micro Economics	92	78	0.60	8.75	262	437	3	135
EMC.	415	EMT I Refresher	17	15	0.13	0.91	27	206	1	25
ENGL	100	Composition	222	152	1.60	26.08	782	489	8	222
	110	Comp., Lit. & Crit. Thinking	31	27	0.20	3.94	118	591	1	26
		Compos., Lit. & Crit. Thinking	21	19	0.20	2.67	80	400	1	26
		Composition and Literature	155	125	1.00	18.46	554	554	5	130
	165	Advanced Composition	55	41	0.40	6.76	203	507	2	52
	819	English Devl. - Jumpstart	30	29	0.20	3.15	95	473	1	0
	826	Basic Writing Skills	26	19	0.33	5.21	156	469	1	32
	836	Writing Development	52	39	0.40	6.39	192	479	2	54
	846	Reading & Writing Connections	43	35	0.67	8.62	259	388	2	56
	875	English Grammar	28	20	0.20	2.80	84	420	1	30
ESOL	400	English Comp-Nonnative Speaker	47	38	0.33	9.67	290	870	1	30
	875	Advanced ESL Grammar & Editing	36	28	0.20	3.84	115	576	1	30
FITN	106	Varsity Conditioning	66	64	0.30	5.06	152	506	3	74
	110	Adult Conditioning	27	25	0.08	1.81	54	724	1	40
	116	Body Conditioning	87	74	0.30	5.76	173	576	3	120
	205	Weight Conditioning	56	45	0.23	4.98	149	664	2	70
	301	Spinning	55	47	0.15	3.13	94	626	2	54
	305	Running for Fitness	34	23	0.15	4.04	121	808	1	45
	334	Yoga	154	129	0.45	12.91	387	861	4	165
	335	Pilates	135	107	0.38	8.67	260	694	4	180
	349	Functional Adapted Fitn Assess	36	36	0.08	0.53	16	210	1	40
	350	Adaptive Physical Education	41	40	0.15	2.01	60	403	2	50
GEOL	100	Survey of Geology	21	18	0.20	1.98	59	297	1	55
HIST	100	History Western Civ I	44	37	0.40	4.31	129	323	2	90
	108	Survey of American History	26	26	0.20	2.45	74	368	1	45
	201	United States History I	96	80	0.40	9.70	291	728	2	90
	202	United States History II	29	26	0.20	2.87	86	431	1	45
	240	History of Ethnic Groups in CA	89	69	0.40	8.50	255	637	2	90
	248	Women&The American Experience	13	9	0.20	1.29	39	193	1	45
	310	California History	62	49	0.40	6.26	188	470	2	90
HSCI	100	General Health Education	29	25	0.20	2.73	82	409	1	35
	130	Human Sexuality	57	46	0.40	5.36	161	402	2	75
INDV	165	Golf: Short Game	34	31	0.08	1.64	49	655	1	25
	251	Beginning Tennis	18	18	0.05	2.06	62	1,236	1	30
	253	Intermediate Tennis	14	13	0.05	1.60	48	962	1	30
	255	Advanced Tennis	4	3	0.05	0.46	14	275	1	30
LSKL	800	Supervised Graduate Tutoring	82	81	0.00	3.99	120	#INF	1	999
	803	Supervised Tutoring - MESA	15	15	0.04	1.33	40	1,084	1	40

			Census Headcount	End of Term Headcount	FTEF	FTES	WSCH	Load	Sections	Max Enroll
MATH	110	Elementary Algebra	50	40	0.67	10.26	308	462	2	80
	111	Elementary Algebra I	49	37	0.40	6.17	185	463	2	80
	112	Elementary Algebra II	46	37	0.40	5.91	177	443	2	80
	115	Geometry	32	22	0.27	4.75	143	535	1	30
	120	Intermediate Algebra	120	95	1.00	24.55	736	736	3	120
	122	Interm. Algebra I	30	25	0.20	4.11	123	617	1	40
	123	Intermediate Algebra II	22	21	0.20	3.02	91	453	1	40
	130	Trigonometry	99	84	0.60	12.59	378	629	3	120
	200	Elem Probability & Statistics	47	45	0.53	6.92	208	389	2	80
		Probability & Statistics	72	67	0.53	10.29	309	579	2	80
		Probability and Statistics	87	74	0.53	13.60	408	765	2	80
	222	Precalculus	24	23	0.33	4.94	148	444	1	40
	242	Applied Calculus II	39	32	0.20	5.35	160	802	1	40
	251	Calculus/Analytic Geometry I	40	38	0.33	7.91	237	712	1	40
	270	Linear Algebra	38	25	0.20	5.16	155	774	1	40
	275	Ordinary Differential Equation	29	24	0.20	3.98	119	597	1	40
	811	Fundamentals of Math	26	23	0.33	5.68	170	512	1	35
	819	Mathematics Devl. - Jumpstart	30	29	0.20	2.67	80	400	2	40
	MUS.	100	Fundamentals of Music	87	72	0.40	8.67	260	650	2
115		Music, Art and Ideas	4	2	0.10	0.38	11	113	1	45
202		Music Appreciation	99	75	0.60	10.10	303	505	3	135
250		World Music	13	13	0.20	1.29	39	193	1	45
275		History of Jazz	30	22	0.20	3.00	90	450	1	45
301		Piano I	47	37	0.30	8.83	265	877	3	70
302		Piano II	6	5	0.11	1.06	32	285	2	45
303		Piano III	1	0	0.11	0.12	4	33	2	45
304		Piano IV	3	3	0.11	0.53	16	142	2	45
377		Beginning Guitar	31	19	0.05	3.84	115	2,559	1	38
378		Intermediate Guitar	5	5	0.05	0.62	19	413	1	38
379		Advanced Guitar	7	7	0.05	0.87	26	578	1	38
380		Guitar IV	1	1	0.05	0.12	4	83	1	38
383		Guitar Ensemble I	4	4	0.05	0.50	15	330	1	38
665		Guitar:San Francisco 60's Rock	2	1	0.05	0.25	7	165	1	38
690		Special Projects	2	2	0.00	0.09	3	#INF	1	10
OCEN	100	Survey of Oceanography	40	31	0.20	3.76	113	565	1	35
P.E.	680	Baseball Theory	27	27	0.15	3.35	100	670	1	50
	680	Wrestling Theory	17	17	0.15	1.78	53	356	1	30
PHIL	100	Introduction to Philosophy	72	64	0.60	6.88	207	344	3	135
	103	Critical Thinking	47	42	0.40	6.21	186	466	2	90
	240	Introduction to Ethics	27	24	0.20	2.54	76	381	1	45
PLSC	200	National, State & Local Govt	65	51	0.40	6.27	188	471	2	90
	210	American Politics	78	64	0.40	7.89	237	592	2	90
	301	Calif State & Local Government	36	36	0.20	3.57	107	535	1	45
PSYC	100	General Psychology	148	120	0.60	12.72	381	636	3	135
	171	Quantitative Reasoning in Psyc	38	37	0.20	3.58	107	537	1	45
	200	Developmental Psychology	100	89	0.60	9.55	287	478	3	135
	201	Child Development	45	39	0.30	4.31	129	431	3	130
R.E.	100	Real Estate Principles	84	64	0.20	8.40	252	1,260	1	82

			Census Headcount	End of Term Headcount	FTEF	FTES	WSCH	Load	Sections	Max Enroll	
	110	Real Estate Practice	57	41	0.20	5.70	171	855	1	50	
	665	Prep for CARE Examination	17	13	0.10	0.88	26	264	1	40	
READ	826	Reading Improvement	29	12	0.20	3.25	98	488	1	30	
	836	Academic Reading Strategies	38	34	0.40	4.53	136	340	2	60	
RPTH	448	Clinical Clerkship II	21	21	0.29	4.80	144	491	2	30	
SOCI	100	Introduction to Sociology	93	66	0.40	9.03	271	677	2	125	
	690	Special Projects	5	5	0.00	0.14	4	#INF	1	7	
SPAN	110	Elementary Spanish	25	24	0.33	5.01	150	451	1	40	
	111	Elementary Spanish I	34	19	0.20	4.04	121	606	1	40	
	112	Elementary Spanish II	23	15	0.20	2.76	83	414	1	40	
SPCH	100	Public Speaking	166	136	1.00	20.15	605	605	5	163	
	120	Interpersonal Communication	83	77	0.60	7.98	239	399	3	96	
	150	Intercultural Communication	23	20	0.20	2.28	68	342	1	32	
SURG	446	Clinical Practice for CST	12	12	0.23	4.34	130	558	1	25	
TAGA	111	Elementary Tagalog I	32	25	0.20	3.80	114	571	1	35	
TEAM	111	Beginning Basketball	12	11	0.04	0.71	21	571	1	40	
	115	Advanced Basketball	11	10	0.04	0.65	20	523	1	40	
	116	Basketball: Indv Skill Develop	22	19	0.08	1.16	35	463	1	20	
	117	Tournament Basketball	33	30	0.23	2.63	79	350	2	55	
	145	Advanced Soccer	16	16	0.15	1.61	48	322	1	40	
	146	Men's Soccer Theory	28	27	0.15	2.70	81	540	1	40	
	148	Indoor Soccer	11	10	0.08	0.63	19	251	1	40	
	149	Women's Soccer Theory	20	20	0.15	1.93	58	386	1	40	
	176	Volleyball Theory	20	19	0.15	2.10	63	419	1	24	
	179	Tournament Volleyball	28	23	0.08	1.28	38	512	1	54	
	690	Special Project	16	16	0.00	0.53	16	#INF	1	30	
<b>Summer 2008</b>	ACTG	100	Accounting Procedures	81	63	0.40	13.94	418	1,045	2	80
		121	Financial Accounting	93	81	0.53	14.95	449	841	2	80
		131	Managerial Accounting	75	67	0.53	12.06	362	678	2	80
		194	Intro. Quickbooks/Quickbks Pro	26	26	0.07	0.87	26	390	1	30
		665	Taxation & Rental Real Estate	30	30	0.07	1.03	31	463	1	30
		665	The Retired Tax Payer	29	24	0.07	0.99	30	447	1	30
	ADAP	356	Adapted Total Fitness	45	42	0.15	2.37	71	473	2	60
		357	PE-Individuals w/Special Needs	33	32	0.15	2.62	79	525	1	40
	ADMJ	100	Intro to Admin of Justice	31	30	0.20	3.07	92	461	1	40
		102	Princ/Procedures of Justice	12	11	0.20	1.19	36	178	1	45
	ANTH	110	Cultural Anthropology	55	40	0.40	5.45	163	409	2	90
		125	Physical Anthropology	52	43	0.40	5.01	150	376	2	90
	ARBC	111	Elementary Arabic I	27	15	0.20	3.46	104	518	1	35
	ART	101	History of Art I	73	55	0.20	7.30	219	1,095	1	80
	115	Art, Music and Ideas	25	23	0.10	2.48	74	743	1	45	
	130	Art Appreciation	19	18	0.20	1.88	56	282	1	45	
	204	Drawing I	55	43	0.28	10.40	312	1,114	3	71	
	205	Drawing II	9	8	0.28	1.52	46	163	2	70	
	221	Painting I	13	13	0.04	2.10	63	1,667	1	27	
	222	Painting II	3	3	0.04	0.48	15	385	1	27	
	351	Photography I	50	41	0.43	11.30	339	781	2	54	
	405	Sculpture I	6	6	0.06	1.81	54	958	1	35	

		Census Headcount	End of Term Headcount	FTEF	FTES	WSCH	Load	Sections	Max Enroll	
	406	Sculpture II	2	2	0.06	0.49	15	259	1	35
	407	Sculpture III: Direct Metal	0	0	0.06	0.00	0	0	1	35
	411	Ceramics I	18	16	0.05	2.47	74	1,646	1	35
	412	Ceramics II	4	3	0.05	0.55	16	366	1	35
	417	Ceramic Glazing Techniques	4	4	0.05	0.55	16	366	1	35
	665	Oil Painting	9	9	0.04	1.45	44	1,154	1	27
	665	Black & White Photo Lab	23	18	0.05	1.23	37	736	1	27
	665	Introduction to Stone Carving	10	10	0.23	0.76	23	101	1	35
	665	Bronze Casting Techniques	3	3	0.06	0.73	22	385	1	35
	665	Raku and Low Fire Ceramics	14	13	0.18	2.21	66	368	1	30
	665	Advanced Ceramics	10	10	0.05	1.68	50	1,117	1	35
	690	Special Projects	4	3	0.00	0.05	2	#INF	4	20
ASL	111	American Sign Language I	57	50	0.40	7.43	223	558	2	70
	112	American Sign Language II	22	20	0.20	2.93	88	440	1	35
ASTR	100	Introduction To Astronomy	37	29	0.20	3.68	110	552	2	165
AUTO	665	Smog Check Update 2007	83	82	0.20	2.42	72	362	3	75
	665	SCT: On-Board Diagnostics II	21	21	0.09	1.60	48	514	1	24
	665	BAR L1 Alternative Training	11	9	0.10	0.55	16	165	1	25
	708	Automotive Principles Lab	17	12	0.16	1.55	47	296	1	25
	709	Automotive Service Orientation	16	14	0.14	2.28	68	488	1	25
	710	Fundamentals of Auto Mechanics	17	14	0.28	3.11	93	333	1	27
	786	Automotive Air Conditioning I	16	13	0.07	1.46	44	658	1	20
	860	Automotive Air Conditioning I	0	0	0.07	0.00	0	0	1	20
BIOL	110	Principles Of Biology	32	29	0.26	7.51	225	866	1	30
		Principles of Biology	33	28	0.26	7.74	232	894	1	30
	130	Human Biology	81	60	0.40	7.85	236	589	2	110
	240	General Microbiology	85	80	0.68	19.95	598	880	3	90
	250	Human Anatomy	137	106	1.24	35.67	1,070	863	4	120
	260	Intro to Physiology	33	28	0.52	10.91	327	630	1	30
	690	Special Projects	15	15	0.00	0.70	21	#INF	1	10
BUS.	100	Introduction To Business	34	34	0.20	3.40	102	510	1	35
	103	Intro to Bus. Info Systems	38	37	0.20	4.78	143	717	1	40
	120	Math Analysis for Business	40	35	0.20	5.44	163	816	1	40
	123	Statistics	60	52	0.40	11.25	338	844	2	80
	201	Business Law	33	29	0.20	3.34	100	502	1	40
	249	Intro-Freight Fwd&CustomBroker	27	24	0.20	4.94	148	741	1	30
	279	Import/Export Management	17	17	0.10	0.86	26	258	1	30
	680	Customs Broker Services & Regs	20	16	0.20	1.83	55	274	1	30
CAOT	100	Beginning Computer Keyboarding	11	10	0.05	0.93	28	558	1	35
	101	Cmputr Keyboarding Skill Build	9	6	0.05	0.76	23	457	1	35
	104	Intro Computer w/Windows	30	26	0.10	1.84	55	552	1	35
		Intro to Computers w/Windows I	23	21	0.10	1.58	47	473	1	32
	200	Intro to MS Office Suite	25	19	0.13	3.26	98	733	1	30
		Intro. MS Office Suites	16	16	0.13	1.07	32	240	1	35
	214	Word Processing I: Word	23	23	0.07	0.77	23	345	1	40
	222	Bus Presentations I-PowerPoint	17	17	0.07	0.57	17	255	1	30
	225	Spreadsheets I: Excel	57	51	0.13	1.87	56	420	2	87
	226	Spreadsheets II: Excel	26	26	0.13	1.73	52	390	1	40

		Census Headcount	End of Term Headcount	FTEF	FTES	WSCH	Load	Sections	Max Enroll	
	230	Database Apps. I: Access	35	35	0.07	1.17	35	525	1	40
	231	Database Apps. II: Access	18	18	0.13	1.20	36	270	1	35
	410	Photoshop	35	21	0.07	1.03	31	465	1	40
	411	Photoshop for the Web	21	21	0.07	0.70	21	315	1	35
	690	Special Projects	1	1	0.00	0.05	2	#INF	1	1
CHEM	192	Elementary Chemistry	61	46	0.52	14.64	439	845	2	60
	210	General Chemistry I	33	21	0.52	10.74	322	619	1	30
	220	General Chemistry II	31	26	0.52	10.09	303	582	1	30
	410	Chem For Health Sciences	48	39	0.52	10.44	313	602	2	60
COSM	665	Make-Up Application Techniques	26	24	0.07	1.47	44	644	1	25
	665	Introduction to Cosmetology	19	19	0.20	2.32	69	347	1	20
	690	Special Projects	3	1	0.00	0.03	1	#INF	2	30
	730	Cosm Concepts/Practice IV	63	60	0.53	12.05	362	678	2	90
	784	Salon Practice	16	16	0.13	1.29	39	291	1	30
COUN	100	College Success	23	21	0.20	2.28	68	342	1	30
	105	Up Your Self-Esteem	17	17	0.03	0.24	7	220	1	30
CRER	100	How to Succ in Coll Jump Start	28	27	0.13	1.11	33	249	2	31
	410	College & Career Awareness	14	14	0.03	0.28	8	250	1	1
		College and Career Awareness	13	13	0.03	0.26	8	232	1	1
	650	College Seminar	8	8	0.03	0.00	0	0	1	30
		Seminar - EOPS College Exp.	0	0	0.07	0.00	0	0	1	20
DANC	152	Cuban Roots of Salsa	43	33	0.08	1.97	59	786	1	40
	161	Tango Argentino	46	42	0.08	2.10	63	841	1	50
	165	Tango Performance Improv	25	22	0.08	1.23	37	491	1	25
	167	Swing Dance I	13	7	0.02	0.61	18	973	1	40
	168	Swing Dance II	4	2	0.02	0.19	6	299	1	40
	169	Swing Dance III	3	1	0.02	0.14	4	225	1	40
	665	Afro/Brazilian Dance Workout	27	22	0.08	1.42	43	568	1	30
	665	Chinese Dance	19	19	0.08	0.96	29	382	1	40
	665	Beginning Ballroom Dance	29	21	0.02	1.35	41	2,137	1	40
DSKL	825	Assistive Computer Technology	12	11	0.10	0.67	20	195	1	15
ECE.	201	Child Development	65	59	0.30	6.48	195	648	3	130
	210	Early Child Ed Principles	32	29	0.20	3.22	97	483	1	40
	211	Early Child Ed Curriculum	28	22	0.20	2.82	84	422	1	40
	212	Child, Family & Community	33	28	0.20	3.32	100	498	1	40
	366	Practicum in Early Child. Ed.	18	16	0.20	3.91	117	586	1	16
	670	Cooperative Education	10	8	0.07	0.83	25	375	1	20
ECON	100	Principles of Macro Economics	164	124	0.80	16.25	487	609	4	180
	102	Principles of Micro Economics	115	100	0.60	11.10	333	555	3	135
EMC.	415	EMT I Refresher	14	12	0.13	0.00	0	0	1	25
ENGL	100	Composition	248	179	1.80	31.33	940	522	9	246
	110	Comp., Lit. & Crit. Think - SA	14	12	0.20	1.95	59	293	1	26
		Comp., Lit. & Crit. Think -SA	40	37	0.20	5.58	167	837	1	26
		Comp., Lit. & Crit. Thinking	130	107	1.00	17.11	513	513	5	130
		Compos., Lit. & Crit. Thinking	124	104	1.00	15.35	461	461	5	126
	161	Creative Writing I	22	13	0.10	3.02	91	905	1	40
	162	Creative Writing II	2	2	0.10	0.27	8	82	1	40
	165	Advanced Composition	26	19	0.20	3.33	100	499	1	26

		Census Headcount	End of Term Headcount	FTEF	FTES	WSCH	Load	Sections	Max Enroll	
	819	English Devl. - Jumpstart	28	27	0.20	2.94	88	442	1	1
	826	Basic Writing Skills	35	30	0.33	7.28	218	655	1	32
	836	Writing Development	54	25	0.40	7.22	217	542	2	52
	846	Reading & Writing Connections	64	45	0.67	13.31	399	599	2	56
	875	English Grammar	31	22	0.20	3.10	93	465	1	32
ESOL	400	English Comp-Nonnative Speaker	49	38	0.67	10.19	306	459	2	52
	875	Advanced ESL Grammar & Editing	33	26	0.20	4.22	127	634	1	32
	890	Read & Comp Practice for ESL	16	11	0.20	2.19	66	329	1	35
FILI	111	Elementary Filipino I	31	24	0.20	3.97	119	595	1	35
FITN	106	Varsity Conditioning	57	54	0.38	6.37	191	509	3	64
	110	Adult Conditioning	37	29	0.15	3.65	110	730	3	150
	112	Cross Training	23	12	0.08	1.05	32	421	1	30
	205	Weight Conditioning	95	79	0.45	10.26	308	684	5	225
	301	Spinning	103	82	0.30	5.26	158	526	4	108
	305	Running for Fitness	29	24	0.15	3.58	107	716	1	32
	332	Stretching and Flexibility	25	20	0.15	2.63	79	526	1	35
	334	Yoga	142	116	0.45	12.48	374	832	4	155
	335	Pilates	149	110	0.38	9.22	277	737	4	180
	680	5 Golf Fitness	17	17	0.08	0.89	27	357	1	30
GEOL	100	Survey of Geology	38	37	0.20	4.05	122	608	1	55
HIST	100	History Western Civ I	61	53	0.40	6.09	183	456	2	90
	108	Survey of American History	22	20	0.20	2.31	69	347	1	45
	201	United States History I	203	160	0.80	20.94	628	785	4	250
	202	United States History II	73	67	0.60	7.02	210	351	3	135
	240	History of Ethnic Groups in CA	105	86	0.60	10.10	303	505	3	135
	310	California History	73	69	0.40	7.69	231	577	2	90
HSCI	100	General Health Education	36	30	0.20	3.57	107	535	1	40
	130	Human Sexuality	64	57	0.40	6.41	192	480	2	70
	880	5 Hospital Unit Assistant Train.	19	16	0.91	12.03	361	398	1	10
HUM.	106	Awakening of Individuality	35	33	0.20	3.52	106	528	1	45
INDV	165	Golf: Short Game	29	24	0.08	1.52	46	610	1	25
	251	Beginning Tennis	32	32	0.10	3.80	114	1,141	2	64
	253	Intermediate Tennis	12	11	0.10	1.43	43	428	2	64
	255	Advanced Tennis	4	4	0.10	0.48	14	143	2	64
LIT.	101	Contemporary Literature	34	31	0.20	3.40	102	510	1	35
LSKL	800	Supervised Graduate Tutoring	100	92	0.05	3.49	105	2,091	1	150
	803	Supervised Tutoring - MESA	26	26	0.07	1.19	36	535	1	120
MATH	110	Elementary Algebra	70	66	0.67	13.57	407	611	2	80
	111	Elementary Algebra I	53	45	0.40	7.18	215	538	2	80
	112	Elementary Algebra II	46	37	0.20	6.73	202	1,009	1	40
	115	Geometry	36	25	0.27	6.14	184	691	1	40
	120	Intermediate Algebra	159	139	1.33	32.00	960	720	4	150
	122	Interm. Algebra I	32	23	0.20	4.39	132	658	1	40
	123	Intermediate Algebra II	20	17	0.20	2.80	84	421	1	40
	130	Trigonometry	93	73	0.60	12.71	381	635	3	120
	200	Elem Probability & Statistics	73	68	0.53	10.84	325	610	2	115
		Probability & Statistics	75	63	0.53	12.66	380	712	2	80
		Probability and Statistics	70	59	0.53	11.52	346	648	2	80

		Census	End of	FTEF	FTES	WSCH	Load	Sections	Max	
		Headcount	Term						Enroll	
			Headcount							
	222	Precalculus	41	37	0.33	8.75	262	787	1	40
	242	Applied Calculus II	39	36	0.20	5.47	164	820	1	40
	251	Calculus/Analytic Geometry I	53	48	0.67	10.79	324	486	2	80
	270	Linear Algebra	26	24	0.20	3.88	116	582	1	40
	275	Ordinary Differential Equation	19	11	0.20	2.66	80	400	1	40
	811	Fundamentals of Math	36	33	0.33	7.68	230	691	1	35
	819	Mathematics Devl. - Jumpstart	28	27	0.20	2.58	77	387	2	21
MUS.	100	Fundamentals of Music	104	80	0.40	10.35	311	777	2	90
	115	Music, Art and Ideas	7	5	0.10	0.69	21	208	1	45
	202	Music Appreciation	86	67	0.60	8.77	263	439	3	135
	250	World Music	40	34	0.20	3.96	119	594	1	45
	275	History of Jazz	35	20	0.20	3.50	105	525	1	45
	301	Piano I	44	35	0.30	8.40	252	834	3	70
	302	Piano II	8	6	0.11	1.53	46	412	2	45
	303	Piano III	1	1	0.11	0.19	6	51	2	45
	304	Piano IV	0	0	0.11	0.00	0	0	2	45
	377	Beginning Guitar	34	32	0.05	6.80	204	4,533	1	33
	690	Special Projects	3	3	0.00	0.10	3	#INF	1	5
OCEN	100	Survey of Oceanography	36	32	0.20	3.57	107	535	1	35
P.E.	680	Wrestling Theory	19	17	0.15	2.04	61	408	1	30
PHIL	100	Introduction to Philosophy	109	87	0.60	11.14	334	557	3	135
	103	Critical Thinking	81	69	0.40	11.11	333	833	2	90
	240	Introduction to Ethics	28	24	0.20	2.77	83	416	1	45
PLSC	200	National, State & Local Govt	66	58	0.40	6.54	196	490	2	90
	210	American Politics	80	67	0.40	8.21	246	616	2	90
	301	Calif State & Local Government	14	13	0.20	1.39	42	208	1	45
PSYC	100	General Psychology	187	141	0.60	19.01	570	951	3	175
	200	Developmental Psychology	94	91	0.60	9.36	281	468	3	135
	201	Child Development	24	22	0.30	2.39	72	239	3	130
R.E.	100	Real Estate Principles	62	48	0.20	5.80	174	870	1	75
	110	Real Estate Practice	34	34	0.20	3.40	102	510	1	50
READ	826	Reading Improvement	37	31	0.20	5.16	155	774	1	35
	836	Academic Reading Strategies	24	21	0.20	3.35	100	502	1	35
RPTH	448	Clinical Clerkship II	18	17	0.29	2.29	69	234	2	30
SGOV	690	Special Project	1	1	0.00	0.07	2	#INF	1	1
SOCI	100	Introduction to Sociology	109	89	0.40	11.21	336	841	2	125
SPAN	110	Elementary Spanish	30	18	0.33	6.24	187	562	1	40
	111	Elementary Spanish I	37	19	0.20	4.74	142	710	1	40
	112	Elementary Spanish II	28	16	0.20	3.58	108	538	1	40
SPCH	100	Public Speaking	139	117	0.80	18.51	555	694	4	128
	120	Interpersonal Communication	97	87	0.60	9.44	283	472	3	96
SURG	440	Basic Sciences for SURG	27	26	0.80	5.33	160	200	2	45
	441	Surgical Patient Care Concepts	8	7	1.13	6.34	190	168	1	20
	446	Clinical Practice for CST	24	24	0.00	0.00	0		1	25
TCOM	465	Wireless Local Area Networks	22	19	0.20	2.05	62	308	1	24
TEAM	111	Beginning Basketball	24	18	0.04	1.59	48	1,273	1	30
	112	Basketball: Adv. Comp Strategy	22	19	0.08	1.16	35	463	1	10
	115	Advanced Basketball	8	4	0.04	0.53	16	424	1	30

		Census	End of	FTEF	FTES	WSCH	Load	Sections	Max		
		Headcount	Term						Enroll		
		117	Tournament Basketball	45	39	0.23	4.22	127	563	2	45
		145	Advanced Soccer	24	22	0.15	2.52	76	505	1	40
		146	Men's Soccer Theory	34	34	0.15	3.57	107	715	1	40
		148	Indoor Soccer	19	16	0.08	1.00	30	400	1	40
		149	Women's Soccer Theory	16	16	0.15	1.68	50	336	1	40
		176	Volleyball Theory	16	16	0.15	1.73	52	347	1	24
		179	Tournament Volleyball	23	21	0.08	1.21	36	484	1	54
		191	Baseball Theory, Offense	27	27	0.22	3.79	114	524	1	40
		690	Special Project	20	20	0.00	0.60	18	#INF	1	30
Summer 2009	ACTG	100	Accounting Procedures	75	52	0.40	12.30	369	923	2	80
		121	Financial Accounting	98	81	0.53	14.86	446	836	2	80
		131	Managerial Accounting	83	65	0.53	12.59	378	708	2	80
		194	Intro. Quickbooks/Quickbks Pro	32	27	0.07	1.07	32	480	1	30
		665	Taxation & Rental Real Estate	21	21	0.07	0.72	22	324	1	30
	ADAP	358	Adapted Strength Development	51	49	0.15	2.68	80	536	2	60
		359	Balance/Functional Movement...	38	37	0.15	3.31	99	662	1	50
	ADMJ	100	Intro to Admin of Justice	43	39	0.20	4.42	133	663	1	45
		102	Princ/Procedures of Justice	31	29	0.20	3.19	96	478	1	45
		670	Cooperative Education	10	10	0.03	0.33	10	300	1	25
	ANTH	110	Cultural Anthropology	36	29	0.20	3.70	111	555	1	45
		125	Physical Anthropology	35	27	0.20	3.20	96	480	1	45
	ARBC	111	Elementary Arabic I	35	16	0.20	4.48	134	672	1	35
	ART	101	History of Art I	88	68	0.20	8.80	264	1,320	1	100
		115	Art, Music and Ideas	26	22	0.10	2.67	80	802	1	45
		130	Art Appreciation	39	35	0.20	4.01	120	602	1	45
		204	Drawing I	60	55	0.25	9.93	298	1,208	2	70
		205	Drawing II	6	4	0.25	1.00	30	122	2	70
		221	Painting I	51	47	0.23	8.52	255	1,128	2	62
		222	Painting II	4	3	0.23	0.67	20	88	2	62
		351	Photography I	50	49	0.57	12.14	364	643	2	54
		354	Color Photography I	12	10	0.11	1.97	59	523	1	27
		355	Color Photography II	1	1	0.11	0.16	5	44	1	27
		405	Sculpture I	21	20	0.09	4.42	132	1,559	1	27
		406	Sculpture II	0	0	0.09	0.00	0	0	1	27
		407	Sculpture III: Direct Metal	2	2	0.09	0.42	13	148	1	27
		665	Introduction to Stone Carving	19	17	0.11	1.16	35	307	1	35
		665	Bronze Casting Techniques	4	4	0.09	0.84	25	297	1	27
		665	Explorations in Clay	47	47	0.36	6.93	208	577	2	70
		690	Special Projects	2	2	0.00	0.07	2	#INF	2	10
ASL	111	American Sign Language I	71	61	0.40	9.44	283	708	2	70	
	112	American Sign Language II	20	18	0.20	2.74	82	411	1	35	
ASTR	100	Introduction To Astronomy	34	32	0.20	4.53	136	680	1	40	
		Introduction to Astronomy	21	18	0.00	2.10	63	#INF	1	37	
AUTO	665	SCT: On-Board Diagnostics II	21	21	0.07	1.60	48	686	1	2	
	665	BAR L1 Alternative Training	24	21	0.05	1.28	38	848	1	24	
	665	2009 Smog Check Update	81	81	0.20	2.41	72	361	3	72	
	665	Car Care Basics for Women	23	22	0.03	0.26	8	233	1	24	
	708	Automotive Principles Lab	25	19	0.12	2.29	69	571	1	25	

		Census Headcount	End of Term Headcount	FTEF	FTES	WSCH	Load	Sections	Max Enroll	
	709	Automotive Service Orientation	26	24	0.18	3.57	107	594	1	25
	710	Fundamentals: Auto Technology	35	31	0.14	6.40	192	1,371	1	24
	793	Engine Performance	27	23	0.10	2.47	74	741	1	24
	893	Engine Performance	2	2	0.10	0.18	5	55	1	24
BIOL	110	Principles Of Biology	29	28	0.26	6.73	202	776	1	30
		Principles of Biology	29	28	0.26	6.73	202	776	1	30
	130	Human Biology	98	80	0.40	9.71	291	729	2	110
	240	General Microbiology	93	79	0.68	22.82	684	1,006	3	90
	250	Human Anatomy	152	124	1.24	37.29	1,119	902	4	120
	260	Intro to Physiology	33	30	0.52	10.91	327	630	1	30
	690	Special Projects	22	22	0.00	1.30	39	#INF	2	20
BUS.	100	Introduction To Business	36	24	0.20	3.00	90	450	1	35
		Introduction to Business	27	27	0.20	2.70	81	405	1	35
	103	Intro to Bus. Info Systems	43	40	0.20	5.92	178	888	1	40
	120	Math Analysis for Business	42	30	0.20	5.71	171	857	1	40
	123	Statistics	88	64	0.40	12.97	389	973	2	80
	201	Business Law	37	27	0.20	3.75	112	562	1	40
	249	Intro-Freight Fwd&CustomBroker	22	21	0.20	2.28	68	342	1	30
	279	Import/Export Management	26	20	0.10	1.32	40	395	1	30
	485	Medical Terminology	26	21	0.10	2.40	72	720	1	35
CAOT	100	Beginning Computer Keyboarding	49	45	0.20	4.64	139	697	2	67
	101	Cmputr Keyboarding Skill Build	10	5	0.00	0.98	29	#INF	2	67
	104	Intro Computer w/Windows	35	26	0.10	2.01	60	602	1	35
		Intro to Computers w/Windows I	29	29	0.10	1.84	55	552	1	32
	200	Intro to MS Office Suite	21	20	0.13	2.88	86	648	1	30
		Intro. MS Office Suites	25	20	0.13	1.67	50	375	1	35
	214	Word Processing I: Word	26	25	0.07	0.87	26	390	1	40
	222	Bus Presentations I-PowerPoint	16	15	0.07	0.53	16	240	1	30
	225	Spreadsheets I: Excel	86	71	0.13	3.93	118	884	2	80
	226	Spreadsheets II: Excel	42	30	0.13	2.80	84	630	1	40
	230	Database Apps. I: Access	35	19	0.07	1.17	35	525	1	40
	403	HTML & Web Authoring Apps I	36	25	0.10	1.75	53	525	1	35
	410	Photoshop Essentials	35	24	0.10	1.60	48	480	1	35
	411	Photoshop Portfolio	28	22	0.07	1.35	41	607	1	35
CHEM	192	Elementary Chemistry	68	59	0.52	15.78	473	910	2	60
	210	General Chemistry I	33	23	0.52	10.91	327	630	1	30
	220	General Chemistry II	33	27	0.52	10.91	327	630	1	30
	410	Chem For Health Sciences	47	33	0.52	10.78	323	622	2	60
COSM	665	Make-Up Application Techniques	42	29	0.07	1.78	53	727	1	35
	665	Introduction to Cosmetology	19	17	0.21	2.32	69	326	1	35
	690	Special Projects	8	7	0.00	0.27	8	#INF	2	17
	730	Cosm Concepts/Practice IV	57	55	0.57	11.23	337	588	2	80
	784	Salon Practice	27	17	0.12	1.18	35	295	1	30
COUN	100	College Success	28	28	0.20	2.77	83	416	1	30
	105	Up Your Self-Esteem	28	17	0.03	0.26	8	233	1	30
CRER	100	Succeed in College Jump Start	30	30	0.13	0.91	27	206	2	2
	410	College & Career Jump Start	15	15	0.03	0.23	7	206	1	1
		College and Career Jump Start	15	15	0.03	0.23	7	206	1	1

		Census Headcount	End of Term Headcount	FTEF	FTES	WSCH	Load	Sections	Max Enroll	
	650	College Seminar	6	6	0.03	0.00	0	0	1	20
DANC	161	Tango Argentino	50	36	0.08	2.29	69	914	1	50
	164	Tango De La Confiteria	36	33	0.08	1.65	49	658	1	50
	165	Tango Performance Improv	29	26	0.08	1.43	43	570	1	25
	167	Swing Dance I	21	9	0.02	0.98	29	1,572	1	40
	168	Swing Dance II	1	1	0.02	0.05	1	75	1	40
	169	Swing Dance III	2	2	0.02	0.09	3	150	1	40
	350	Cardio Dance	41	27	0.08	2.81	84	1,125	1	45
	665	Beginning Ballroom Dance	15	10	0.02	0.70	21	1,105	1	40
DSKL	825	Assistive Computer Technology	15	15	0.10	0.87	26	253	1	14
ECE.	201	Child Development	75	65	0.30	7.84	235	784	3	130
	210	Early Child Ed Principles	46	36	0.20	4.91	147	736	1	40
	211	Early Child Ed Curriculum	37	37	0.20	3.95	118	592	1	40
	212	Child, Family & Community	34	28	0.20	3.63	109	544	1	40
	242	Adult Supervision in ECE/CD	31	23	0.13	2.07	62	465	1	35
	366	Practicum in Early Child. Ed.	21	15	0.21	5.00	150	726	1	20
ECON	100	Principles of Macro Economics	202	175	1.00	20.57	617	617	5	225
	102	Principles of Micro Economics	122	110	0.80	12.56	377	471	4	180
EMC.	410	Emergency Medical Tech I	30	29	0.65	12.80	384	588	1	27
	415	EMT I Refresher	23	23	0.13	0.00	0	0	1	24
ENGL	100	Composition	265	192	1.80	26.53	796	442	9	235
	110	Comp., Lit. & Crit. Think - SA	29	25	0.20	3.05	91	457	1	29
		Comp., Lit. & Crit. Think -SA	30	30	0.20	3.15	95	473	1	27
		Comp., Lit. & Crit. Thinking	235	173	1.60	23.57	707	442	8	208
		Compos., Lit. & Crit. Thinking	34	23	0.20	3.40	102	510	1	26
	161	Creative Writing I	26	24	0.10	2.77	83	832	1	32
	162	Creative Writing II	6	5	0.10	0.64	19	192	1	32
	165	Advanced Composition	44	23	0.20	4.40	132	660	1	30
	819	English Devl. - Jumpstart	30	30	0.20	3.15	95	473	1	30
	826	Basic Writing Skills	36	29	0.33	6.34	190	570	1	32
	836	Writing Development	63	48	0.40	6.20	186	465	2	52
	846	Reading & Writing Connections	78	72	0.67	20.18	605	908	2	52
	875	English Grammar	37	30	0.20	3.70	111	555	1	35
ESOL	400	English Comp-Nonnative Speaker	56	49	0.67	9.86	296	444	2	52
	875	Advanced ESL Grammar & Editing	28	21	0.20	2.61	78	392	1	32
FCS	310	Nutrition	91	81	0.40	9.71	291	728	2	80
FILI	111	Elementary Filipino I	40	28	0.20	5.12	154	768	1	35
FITN	106	Varsity Conditioning	20	19	0.15	3.39	102	677	1	30
	110	Adult Conditioning	82	77	0.60	10.00	300	500	4	135
	112	Cross Training	33	28	0.08	1.51	45	603	1	30
	116	Body Conditioning	25	25	0.08	2.67	80	1,067	1	8
	205	Weight Conditioning	103	93	0.45	11.38	341	759	5	225
	301	Spinning	90	76	0.30	7.65	230	765	3	96
	305	Running for Fitness	29	22	0.15	4.08	122	815	1	32
	332	Stretching and Flexibility	28	24	0.15	3.81	114	762	1	35
	334	Yoga	135	114	0.45	13.14	394	876	4	155
	335	Pilates	160	112	0.38	13.52	405	1,081	4	180
GEOG	301	Intro. to Map Reading for GIS	10	7	0.07	0.33	10	150	1	45

			Census Headcount	End of Term Headcount	FTEF	FTES	WSCH	Load	Sections	Max Enroll
	690	Special Projects	1	1	0.00	0.03	1	#INF	1	5
GEOL	100	Survey of Geology	45	32	0.20	4.20	126	630	1	55
HIST	100	History Western Civ I	41	39	0.20	4.22	127	633	1	45
	201	United States History I	260	206	1.00	26.29	789	789	5	330
	202	United States History II	77	71	0.60	7.87	236	394	3	135
	240	History of Ethnic Groups in CA	129	113	0.60	13.27	398	663	3	135
	300	History of San Francisco	23	23	0.20	2.37	71	355	1	45
	310	California History	166	125	0.80	16.90	507	634	4	215
HSCI	100	General Health Education	41	38	0.20	4.22	127	633	1	40
	130	Human Sexuality	73	61	0.40	7.20	216	540	2	80
	484	Medical Terminology	38	28	0.10	3.20	96	960	1	35
HUM.	106	Awakening of Individuality	39	37	0.20	3.92	118	588	1	45
INDV	101	Beginning Archery	28	25	0.04	1.47	44	1,178	1	30
	105	Intermediate Archery	7	6	0.04	0.37	11	294	1	30
	165	Golf: Short Game	29	25	0.08	1.52	46	610	1	25
	251	Beginning Tennis	37	33	0.10	3.89	117	1,167	2	64
	253	Intermediate Tennis	23	23	0.10	2.42	73	725	2	64
	255	Advanced Tennis	3	2	0.10	0.32	9	95	2	64
LIT.	251	Women in Literature	36	32	0.20	3.60	108	540	1	36
LSKL	800	Supervised Supplemental Instr	116	106	0.00	5.10	153	#INF	1	115
	803	Supervised Peer Tutoring	63	63	0.00	1.23	37	#INF	1	55
		Supervised Tutoring - MESA	35	31		4.06	122		1	60
	853	Writing and Reading Assistance	37	28	0.07	0.88	27	398	1	30
MATH	110	Elementary Algebra	72	64	0.67	14.43	433	650	2	80
	111	Elementary Algebra I	68	51	0.40	8.75	262	656	2	80
	112	Elementary Algebra II	40	34	0.20	5.01	150	752	1	40
	115	Geometry	32	28	0.27	5.29	159	595	1	40
	120	Intermediate Algebra	215	149	1.67	31.45	944	566	5	235
	122	Interm. Algebra I	34	25	0.20	4.26	128	639	1	40
	123	Intermediate Algebra II	21	12	0.20	2.63	79	395	1	40
	130	Analytical Trigonometry	97	74	0.80	15.55	467	583	3	120
	200	Elem Probability & Statistics	88	73	0.53	12.83	385	721	2	115
		Probability & Statistics	79	67	0.53	13.23	397	744	2	80
		Probability and Statistics	99	86	0.53	16.29	489	916	2	80
	222	Precalculus	51	47	0.33	9.33	280	839	1	40
	242	Applied Calculus II	27	20	0.20	3.38	102	508	1	40
	251	Calculus/Analytic Geometry I	75	53	0.67	14.93	448	672	2	80
	270	Linear Algebra	53	42	0.10	6.54	196	1,963	1	45
		Linear Algebra- Honors	2	2	0.10	0.25	7	74	1	45
	275	Ordinary Differential Equation	39	30	0.20	4.89	147	733	1	40
	811	Fundamentals of Math	38	34	0.33	7.90	237	711	1	40
	819	Mathematics Devl. - Jumpstart	30	30	0.20	3.13	94	470	2	2
MUS.	100	Fundamentals of Music	100	82	0.40	10.12	304	759	2	90
	115	Music, Art and Ideas	12	10	0.10	1.23	37	370	1	45
	202	Music Appreciation	117	104	0.60	12.08	363	604	3	135
	250	World Music	34	29	0.20	3.50	105	525	1	45
	301	Piano I	49	35	0.27	9.21	276	1,023	3	70
	302	Piano II	8	5	0.09	1.50	45	501	2	45

			Census Headcount	End of Term Headcount	FTEF	FTES	WSCH	Load	Sections	Max Enroll	
	303	Piano III	5	5	0.09	0.95	28	316	2	45	
	304	Piano IV	0	0	0.09	0.00	0	0	2	45	
	377	Beginning Guitar	35	23	0.09	4.01	120	1,389	1	35	
	378	Intermediate Guitar	5	5	0.09	0.91	27	314	1	35	
	690	Special Projects	7	6	0.00	0.23	7	#INF	1	5	
OCEN	100	Survey of Oceanography	42	36	0.20	4.32	130	648	1	40	
P.E.	680	Theory of Sport & Fitness Mgmt	33	20	0.20	3.30	99	495	1	35	
PHIL	100	Introduction to Philosophy	133	118	0.60	13.23	397	662	3	135	
	103	Critical Thinking	101	86	0.60	12.88	386	644	3	135	
PLSC	200	National, State & Local Govt	80	72	0.40	8.23	247	617	2	90	
	210	American Politics	75	69	0.40	7.86	236	589	2	90	
	301	Calif State & Local Government	30	23	0.20	3.09	93	463	1	45	
PSYC	100	General Psychology	153	146	0.60	15.63	469	781	3	135	
	110	Courtship, Marriage & Family	87	83	0.20	8.70	261	1,305	2	200	
	200	Developmental Psychology	266	247	1.00	26.80	804	804	5	335	
	201	Child Development	48	41	0.30	4.99	150	499	3	130	
R.E.	100	Real Estate Principles	37	37	0.20	3.60	108	540	1	75	
	110	Real Estate Practice	28	28	0.20	2.80	84	420	1	50	
READ	826	Reading Improvement	42	36	0.20	4.42	132	662	1	35	
	836	Academic Reading Strategies	31	28	0.20	3.26	98	489	1	35	
RPTH	448	Clinical Clerkship II	25	25	0.13	2.51	75	566	3	32	
SOCI	100	Introduction to Sociology	82	72	0.40	8.59	258	644	2	90	
	110	Courtship/Marriage/Family	47	46	0.20	4.70	141	705	2	200	
SPAN	110	Elementary Spanish	44	35	0.33	9.27	278	834	1	40	
	111	Elementary Spanish I	35	26	0.10	4.48	134	1,344	1	40	
	112	Elementary Spanish II	19	18	0.10	2.43	73	730	1	40	
SPCH	100	Public Speaking	155	115	1.00	15.51	465	465	5	160	
	120	Interpersonal Communication	108	98	0.60	10.80	324	540	3	96	
		Interpersonal Communications	36	34	0.20	3.36	101	504	1	32	
SURG	440	Basic Sciences for SURG	17	17	0.40	4.97	149	373	1	25	
TCOM	465	Wireless Local Area Networks	23	18	0.20	2.15	64	322	1	24	
TEAM	111	Beginning Basketball	24	19	0.08	2.52	76	1,009	1	40	
	112	Basketball: Adv. Comp Strategy	25	25	0.15	3.32	100	664	1	7	
	115	Advanced Basketball	11	8	0.08	1.16	35	463	1	40	
	117	Tournament Basketball	24	24	0.15	3.22	97	644	1	30	
	145	Advanced Soccer	26	25	0.15	2.73	82	547	1	40	
	148	Indoor Soccer	21	17	0.08	0.96	29	384	1	40	
	179	Tournament Volleyball	19	19	0.15	2.00	60	400	1	54	
	191	Baseball Theory, Offense	25	24	0.22	4.27	128	591	1	40	
	690	Special Project	13	13	0.00	0.43	13	#INF	1	30	
		Special Project: TEAM	0	0	0.00				1	30	
<b>Summer 2010</b>	ACTG	100	Accounting Procedures	79	61	0.40	12.56	377	942	2	80
		121	Financial Accounting	93	74	0.53	14.26	428	802	2	80
		131	Managerial Accounting	79	74	0.53	12.31	369	692	2	80
		194	Intro. Quickbooks/Quickbks Pro	33	24	0.07	1.10	33	495	1	35
		196	Inter Quickbooks/Quickbks.-Pro	22	17	0.07	0.73	22	330	1	35
	ADAP	358	Adapted Strength Development	34	33	0.08	1.64	49	655	1	30
		359	Balance/Functional Movement...	30	27	0.08	1.03	31	413	1	50

			Census Headcount	End of Term Headcount	FTEF	FTES	WSCH	Load	Sections	Max Enroll
ADMJ	100	Intro to Admin of Justice	47	44	0.20	4.74	142	710	1	45
	102	Princ/Procedures of Justice	44	43	0.20	4.43	133	665	1	45
ANTH	110	Cultural Anthropology	35	29	0.20	3.53	106	529	1	45
	125	Physical Anthropology	41	37	0.20	3.87	116	580	1	45
ARBC	111	Elementary Arabic I	32	22	0.20	3.88	116	582	1	35
ART	101	History of Art I	72	60	0.20	7.20	216	1,080	1	45
	130	Art Appreciation	43	43	0.20	4.33	130	650	1	45
	204	Drawing I	53	46	0.23	8.36	251	1,106	2	70
	205	Drawing II	9	8	0.23	1.39	42	184	2	70
	221	Painting I	27	26	0.11	4.38	131	1,158	1	35
	222	Painting II	3	3	0.11	0.49	15	129	1	35
	351	Photography I	51	48	0.57	11.48	345	608	2	54
	405	Sculpture I	24	23	0.06	3.36	101	1,819	1	35
	406	Sculpture II	3	3	0.06	0.42	13	227	1	35
	407	Sculpture III: Direct Metal	3	3	0.06	0.42	13	227	1	35
	665	Introduction to Stone Carving	6	5	0.06	0.84	25	455	1	35
	665	Explorations in Clay	26	25	0.11	4.10	123	1,085	1	35
	690	Special Projects	6	5	0.00	0.37	11	#INF	2	10
	ASL	111	American Sign Language I	77	58	0.40	9.74	292	730	2
AUTO	665	BAR L1 Alternative Training	23	23	0.12	1.10	33	267	1	24
	665	2009 Smog Check Update	77	77	0.20	2.07	62	311	3	72
	709	Automotive Service Orientation	26	25	0.26	3.57	107	419	1	25
	710	Fundamentals: Auto Technology	33	25	0.34	6.03	181	532	1	24
	786	Automotive Air Conditioning I	26	22	0.10	2.51	75	769	1	24
	793	Engine Performance	26	25	0.10	2.38	71	713	1	24
	893	Engine Performance	2	2	0.10	0.18	5	55	1	24
BIOL	110	Principles Of Biology	32	31	0.26	5.95	178	686	1	30
		Principles of Biology	33	32	0.26	5.91	177	682	1	30
	130	Human Biology	102	87	0.40	9.80	294	735	2	110
	140	Animals and Man	43	31	0.20	4.30	129	645	1	75
	240	General Microbiology	64	53	0.52	11.85	355	684	2	60
	250	Human Anatomy	142	115	1.08	31.89	957	886	3	91
	260	Intro to Physiology	36	33	0.52	11.11	333	641	1	30
	690	Special Projects	19	16	0.00	1.17	35	#INF	3	40
BUS.	100	Introduction To Business	35	27	0.20	3.50	105	525	1	35
	103	Intro to Bus. Info Systems	49	39	0.20	4.90	147	735	1	40
	120	Math Analysis for Business	36	30	0.20	4.46	134	669	1	40
	123	Statistics	41	32	0.20	5.14	154	771	1	40
	201	Business Law	37	28	0.20	3.45	104	518	1	40
	258	Broker Services & Regulations	20	16	0.20	2.00	60	300	1	35
	485	Medical Terminology	15	11	0.10	1.50	45	450	1	35
	665	Int'l Business Development	17	10	0.00	0.07	2	#INF	1	35
CAOT	100	Beginning Computer Keyboarding	52	37	0.10	3.76	113	1,129	2	67
	101	Cmputr Keyboarding Skill Build	21	13	0.10	1.51	45	454	2	67
	104	Intro to Computers w/Windows I	37	33	0.10	2.56	77	767	1	32
	200	Intro to MS Office Suite	25	21	0.13	2.61	78	588	1	30
		Intro. MS Office Suites	34	23	0.13	2.27	68	510	1	35
	214	Word Processing I: Word	37	27	0.07	1.23	37	555	1	40

		Census Headcount	End of Term Headcount	FTEF	FTES	WSCH	Load	Sections	Max Enroll	
	222	Bus Presentations I-PowerPoint	29	22	0.07	0.97	29	435	1	30
	225	Spreadsheets I: Excel	66	53	0.13	2.71	81	609	2	80
	403	HTML & Web Authoring Apps I	31	19	0.10	1.55	47	465	1	35
	410	Photoshop Essentials	26	15	0.10	1.30	39	390	1	35
	416	Adobe InDesign Essentials	30	21	0.20	3.94	118	591	1	35
CHEM	192	Elementary Chemistry	35	27	0.36	6.45	193	537	1	30
	210	General Chemistry I	34	30	0.52	9.44	283	545	1	30
	220	General Chemistry II	33	22	0.52	9.16	275	529	1	30
	410	Chem For Health Sciences	32	24	0.36	6.29	189	524	1	30
COSM	690	Special Projects	6	3	0.00	0.20	6	#INF	1	15
	740	Cosm Concepts/Practice V	53	52	0.22	12.31	369	1,679	2	60
	750	Cosmetology Brush-up	1	1	0.17	0.24	7	42	1	10
COUN	100	College Success	35	34	0.20	3.53	106	529	1	30
CRER	100	Succeed in College Jump Start	29	29	0.13	0.83	25	186	2	32
	410	College & Career Jump Start	11	11	0.03	0.17	5	151	1	16
		College and Career Jump Start	18	18	0.03	0.27	8	247	1	16
DANC	130	Jazz Dance I	32	24	0.08	1.46	44	585	1	40
ECE.	201	Child Development	53	45	0.20	5.06	152	759	2	90
	210	Early Child Ed Principles	33	30	0.20	3.11	93	467	1	40
	211	Early Child Ed Curriculum	44	38	0.20	4.43	133	664	1	40
	212	Child, Family & Community	40	33	0.20	3.77	113	566	1	40
	366	Practicum in Early Child. Ed.	17	13	0.21	5.70	171	827	1	20
ECON	100	Principles of Macro Economics	188	161	0.80	18.62	559	698	4	180
	102	Principles of Micro Economics	118	102	0.60	11.47	344	574	3	135
EMC.	415	EMT I Refresher	22	21	0.10	0.82	25	247	1	25
ENGL	100	Composition	311	240	2.00	30.30	909	455	10	263
	110	Comp., Lit. & Crit. Think - SA	32	30	0.20	3.22	97	484	1	26
		Comp., Lit. & Crit. Think -SA	34	34	0.20	3.43	103	514	1	26
		Comp., Lit. & Crit. Thinking	215	180	1.40	20.94	628	449	7	182
		Compos., Lit. & Crit. Thinking	45	31	0.20	4.50	135	675	1	26
	161	Creative Writing I	27	26	0.10	2.55	76	764	1	32
	162	Creative Writing II	2	2	0.10	0.19	6	57	1	32
	819	English Devl. - Jumpstart	29	29	0.20	2.92	88	438	1	31
	846	Reading & Writing Connections	58	55	0.67	10.58	318	476	2	52
ESOL	655	ESL Supplement	27	20	0.13	1.15	34	258	1	50
	875	Advanced ESL Grammar & Editing	37	26	0.20	3.45	104	518	1	35
FCS	310	Nutrition	48	38	0.20	4.48	134	672	1	40
FILM	440	Film Study and Appreciation	54	44	0.20	5.09	153	764	1	60
FITN	106	Varsity Conditioning	28	28	0.15	3.64	109	727	1	40
	110	Adult Conditioning	77	68	0.60	7.04	211	352	4	126
	112	Cross Training	36	29	0.08	1.73	52	694	1	30
	116	Body Conditioning	51	36	0.23	3.14	94	419	2	46
	205	Weight Conditioning	69	51	0.15	3.15	95	631	2	80
	301	Spinning	101	84	0.30	6.60	198	660	3	96
	305	Running for Fitness	35	29	0.08	1.60	48	640	1	40
	332	Stretching and Flexibility	33	31	0.15	3.33	100	665	1	35
	334	Yoga	135	100	0.30	9.08	272	908	3	135
	335	Pilates	136	104	0.30	8.92	268	892	3	135

			Census Headcount	End of Term Headcount	FTEF	FTES	WSCH	Load	Sections	Max Enroll
GEOG	150	World Regional Geography	40	40	0.20	3.66	110	549	1	45
GEOL	100	Survey of Geology	57	45	0.20	5.22	157	783	1	55
HIST	100	History Western Civ I	36	26	0.20	3.63	109	544	1	45
	201	United States History I	187	137	0.40	18.50	555	1,387	3	170
	202	United States History II	84	70	0.40	8.20	246	615	2	90
	240	History of Ethnic Groups in CA	96	77	0.40	9.23	277	693	2	90
	310	California History	152	116	0.60	14.86	446	743	3	135
HSCI	484	Medical Terminology	35	32	0.10	3.50	105	1,050	1	35
HUM.	106	Awakening of Individuality	46	45	0.20	4.34	130	651	1	45
INDV	168	Tournament Golf	31	27	0.08	1.49	45	598	1	30
	251	Beginning Tennis	37	31	0.05	1.69	51	1,015	2	64
	253	Intermediate Tennis	15	13	0.05	0.69	21	411	2	64
	255	Advanced Tennis	13	11	0.05	0.59	18	357	2	64
LIT.	251	Women in Literature	36	32	0.20	3.60	108	540	1	36
LSKL	800	Supervised Supplemental Instr	88	80	0.00	2.87	86	#INF	1	100
	803	Supervised Peer Tutoring	86	81	0.00	0.19	6	#INF	1	85
		Supervised Tutoring - MESA	31	30	0.00	4.22	127	#INF	1	60
MATH	110	Elementary Algebra	96	90	0.67	16.26	488	732	2	80
	111	Elementary Algebra I	31	29	0.20	3.89	117	583	1	40
	112	Elementary Algebra II	45	41	0.20	4.12	124	618	1	40
	120	Intermediate Algebra	194	147	1.27	29.90	897	708	4	220
	122	Interm. Algebra I	38	30	0.20	4.86	146	730	1	40
	123	Intermediate Algebra II	15	11	0.20	2.04	61	306	1	40
	130	Analytical Trigonometry	94	79	0.53	14.75	443	830	2	80
	200	Probability & Statistics	181	146	0.80	26.08	782	978	3	175
		Probability and Statistics	69	55	0.53	11.15	334	627	2	80
	222	Precalculus	70	57	0.67	13.11	393	590	2	80
	242	Applied Calculus II	30	28	0.20	3.79	114	568	1	40
	251	Calculus/Analytic Geometry I	94	89	0.67	17.57	527	791	2	80
	270	Linear Algebra	57	53	0.20	7.74	232	1,161	1	40
	275	Ordinary Differential Equation	35	29	0.20	3.81	114	572	1	40
	811	Fundamentals of Math	46	41	0.33	8.52	255	767	1	40
	819	Mathematics Devl. - Jumpstart	29	29	0.20	2.98	89	447	2	50
MUS.	100	Fundamentals of Music	48	44	0.20	4.80	144	720	1	45
	202	Music Appreciation	135	122	0.60	13.56	407	678	3	135
	250	World Music	59	56	0.20	5.95	178	892	1	60
	301	Piano I	12	12	0.05	2.31	69	1,361	1	20
	302	Piano II	5	5	0.05	0.96	29	643	1	20
	303	Piano III	0	0	0.05	0.00	0	0	1	20
	304	Piano IV	2	1	0.05	0.39	12	257	1	20
	377	Beginning Guitar	33	18	0.09	5.90	177	2,040	1	35
	378	Intermediate Guitar	8	5	0.09	1.45	44	502	1	35
	690	Special Projects	12	12	0.00	0.50	15	#INF	1	10
OCEN	100	Survey of Oceanography	46	40	0.20	4.64	139	695	1	42
P.E.	152	Theory of Sport & Fitness Mgmt	74	49	0.20	7.40	222	1,110	1	80
PHIL	100	Introduction to Philosophy	100	83	0.40	9.58	287	719	2	91
	103	Critical Thinking	38	23	0.20	4.66	140	699	1	45
	240	Introduction to Ethics	47	39	0.20	4.74	142	710	1	45

			Census Headcount	End of Term Headcount	FTEF	FTES	WSCH	Load	Sections	Max Enroll
PLSC	200	National, State & Local Govt	82	76	0.40	7.91	237	593	2	90
	210	American Politics	90	77	0.40	8.73	262	655	2	90
	301	Calif State & Local Government	40	38	0.20	4.03	121	605	1	45
PSYC	100	General Psychology	208	177	0.80	20.49	615	768	4	180
	110	Courtship, Marriage & Family	55	50	0.10	5.50	165	1,650	1	100
	200	Developmental Psychology	199	186	0.60	19.68	590	984	3	190
	201	Child Development	38	36	0.20	3.72	112	558	2	90
	410	Abnormal Psychology	45	42	0.20	4.53	136	680	1	45
R.E.	100	Real Estate Principles	88	65	0.20	8.80	264	1,320	1	120
	110	Real Estate Practice	49	39	0.20	4.90	147	735	1	100
	665	Prep for CARE Examination	34	24	0.10	1.55	47	466	1	50
RPTH	448	Clinical Clerkship II	20	20	0.00	4.57	137	#INF	1	24
SOC1	100	Introduction to Sociology	88	76	0.40	8.47	254	635	2	90
	110	Courtship/Marriage/Family	43	35	0.10	4.30	129	1,290	1	100
SPAN	110	Elementary Spanish	39	26	0.33	7.22	217	650	1	40
SPCH	100	Public Speaking	99	71	0.60	9.61	288	480	3	96
	120	Interpersonal Communication	124	118	0.60	12.22	367	611	3	96
SURG	440	Basic Sciences for SURG	19	19	0.40	5.37	161	403	1	25
TEAM	111	Beginning Basketball	26	23	0.04	1.19	36	951	1	40
	112	Basketball: Adv. Comp Strategy	16	15	0.15	2.17	65	435	1	6
	115	Advanced Basketball	19	15	0.04	0.87	26	695	1	40
	117	Tournament Basketball	25	19	0.15	2.29	69	457	1	30
	145	Advanced Soccer	47	44	0.08	4.74	142	1,894	1	40
	179	Tournament Volleyball	23	18	0.08	1.93	58	771	1	24
	191	Baseball Theory, Offense	30	30	0.22	5.58	167	772	1	40
	690	Special Project	1	1	0.00	0.03	1	#INF	1	30