

Cosmetology Department Productivity: By Year and By Term 2006/07 through 2010/11

	Census Headcount	End of Term Headcount	FTEF	FTES	WSCH	Load	Sections	Max Enroll
2006/07	617	595	12.48	255.45	7,664	614	41	1,024
2007/08	633	591	14.07	219.04	6,571	467	45	1,136
2008/09	913	839	14.61	219.66	6,590	451	59	1,403
2009/10	999	949	13.57	293.64	8,809	649	49	1,181
2010/11	375	345	11.57	253.30	7,599	657	25	700

	Census Headcount	End of Term Headcount	FTEF	FTES	WSCH	Load	Sections	Max Enroll
Fall 2006	270	264	6.11	125.97	3,779	619	19	433
Fall 2007	252	239	6.35	100.60	3,018	476	19	461
Fall 2008	336	307	6.70	105.31	3,159	472	23	531
Fall 2009	499	488	6.64	138.67	4,160	627	27	634
Fall 2010	140	128	5.70	124.71	3,741	657	8	255
Spring 2007	233	220	5.44	114.67	3,440	632	16	381
Spring 2008	269	253	6.91	104.31	3,129	453	19	440
Spring 2009	450	412	6.97	97.19	2,916	418	29	677
Spring 2010	347	336	5.95	138.20	4,146	697	15	350
Spring 2011	175	161	5.48	115.84	3,475	634	13	360
Summer 2006	114	111	0.93	14.81	444	480	6	210
Summer 2007	112	99	0.82	14.13	424	518	7	235
Summer 2008	127	120	0.94	17.16	515	551	7	195
Summer 2009	153	125	0.98	16.77	503	513	7	197
Summer 2010	60	56	0.39	12.76	383	973	4	85

Source: SMCCCD Data Warehouse

Census Headcount: Number of duplicated headcount at final census.

End of Term Headcount: Number of duplicated headcount at the end of the term.

FTEF: Total number of full time equivalent faculty assigned.

FTES: Total number of full time equivalent students enrolled at first census.

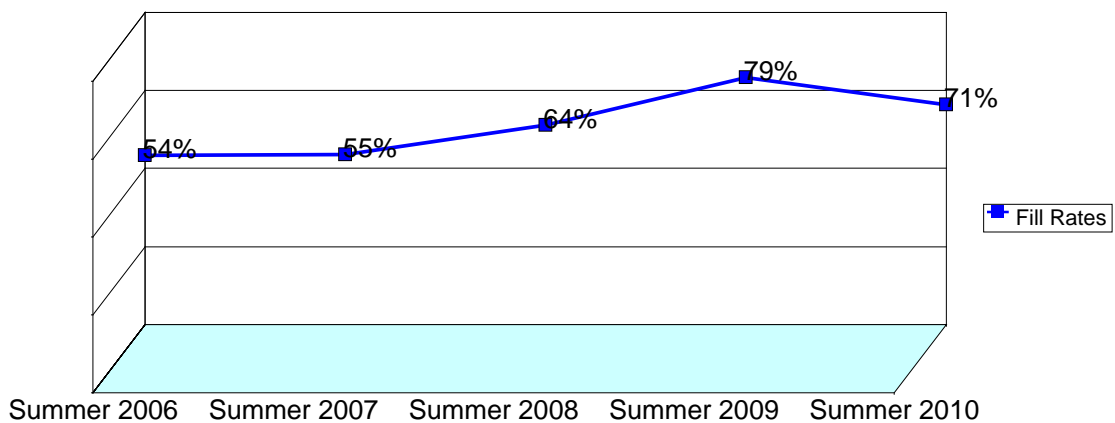
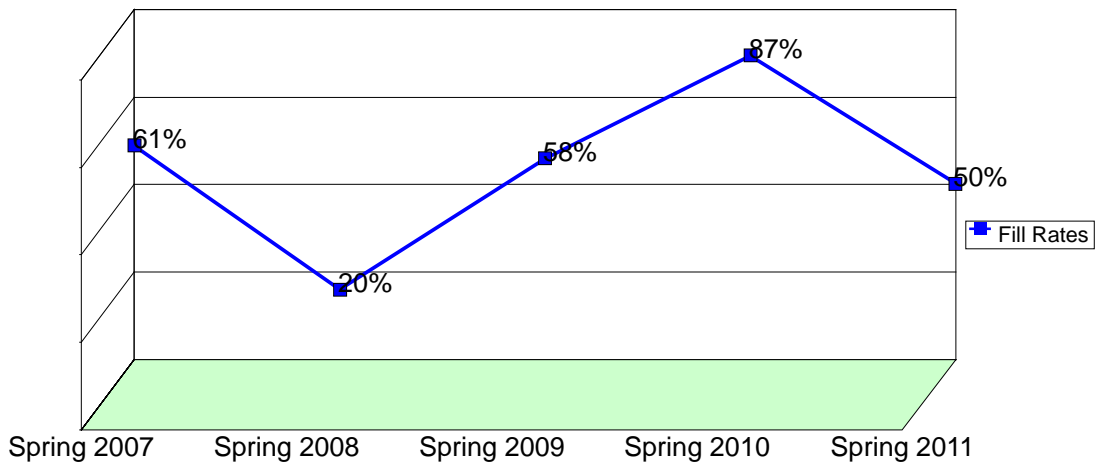
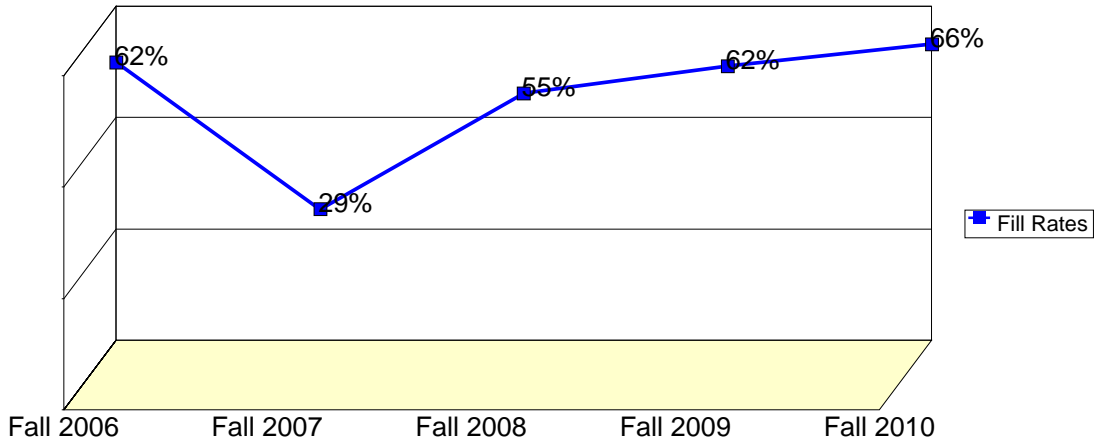
WSCH: Weekly student contact hours generated by census enrollments.

Load: The ratio of WSCH to FTEF, used to measure productivity.

Sections: Total number of sections offered per semester.

Max Enroll: The enrollment capacity or maximum enrollment as defined in curriculum.

Department Fill Rates by Term



Source: SMCCCD Data Warehouse

Fill Rates: The percent a class fills/enrolls based on capacity or enrollment maximum defined in the curriculum (does not include positive attendance or open entry/open exit classes).

Department Productivity: Term by Course

			Census	End of	FTEF	FTES	WSCH	Load	Sections	Max
			Headcount	Term						Enroll
Fall 2006	COSM	690 Special Projects	2	2	0.00	0.28	9	#INF	4	40
		700 Cosm Concepts/Practice I	33	33	1.63	20.88	626	383	2	42
		710 Cosm Concepts/Practice II	25	25	0.69	12.57	377	549	2	60
		720 Cosm Concepts/Practice III	39	37	1.01	19.79	594	590	3	80
		730 Cosm Concepts/Practice IV	66	65	0.56	9.00	270	482	3	70
		740 Cosm Concepts/Practice V	66	66	0.79	40.64	1,219	1,550	3	90
		775 Esthetician	27	25	0.79	18.00	540	686	1	26
		785 Spa Technician Training	12	11	0.65	4.80	144	223	1	25
Fall 2007	COSM	690 Special Projects	0	0	0.00				3	35
		700 Cosm Concepts/Practice I	51	50	2.81	29.35	880	313	3	65
		710 Cosm Concepts/Practice II	20	20	0.67	10.41	312	464	2	60
		720 Cosm Concepts/Practice III	22	21	0.60	10.56	317	528	2	60
		730 Cosm Concepts/Practice IV	50	47	0.37	5.95	178	478	3	70
		740 Cosm Concepts/Practice V	51	50	0.44	26.70	801	1,820	3	90
		775 Esthetician	27	25	0.66	14.22	427	647	1	26
		782 Advanced Cosmetology Concepts	17	14	0.12	1.30	39	324	1	30
785 Spa Technician Training	14	12	0.67	2.12	64	95	1	25		
Fall 2008	COSM	665ε Introduction to Cosmetology	30	26	0.13	3.89	117	875	1	30
		665ε Introduction to Flower Essence	14	14	0.03	0.21	6	192	1	20
		665ε Introduction to Aromatherapy	15	15	0.03	0.23	7	206	1	20
		665ε Intro to Hand and Foot Massage	13	12	0.03	0.18	5	165	1	20
		665ε Intro Neck & Shoulder Massage	18	18	0.03	0.27	8	247	1	20
		690 Special Projects	6	3	0.00	0.43	13	#INF	3	35
		700 Cosm Concepts/Practice I	47	44	2.56	28.43	853	333	3	65
		710 Cosm Concepts/Practice II	16	15	0.70	6.05	181	261	2	60
		Cosmetology Concepts II	20	18	0.37	9.01	270	737	1	20
		720 Cosm Concepts/Practice III	17	15	0.68	8.24	247	364	2	60
		730 Cosm Concepts/Practice IV	50	44	0.54	5.48	164	303	3	70
		740 Cosm Concepts/Practice V	52	52	0.37	27.10	813	2,178	2	60
		775 Esthetician	26	23	0.53	13.07	392	734	1	26
		785 Spa Technician Training	12	8	0.68	2.71	81	119	1	25
Fall 2009	COSM	665ε Introduction to Flower Essence	18	18	0.03	0.20	6	178	1	20
		665ε Introduction to Aromatherapy	22	22	0.03	0.30	9	275	1	20
		665ε Intro Neck & Shoulder Massage	28	28	0.03	0.38	11	343	1	20
		665ε Self-Help Stress Reduction	18	18	0.03	0.21	6	192	1	20
		665ε Face & Decollete Massage	28	28	0.03	0.34	10	302	1	20
		665ε Creating Infused Massage Oils	22	22	0.03	0.30	9	275	1	20
		665ε Introduction to Hand Massage	19	19	0.03	0.26	8	233	1	20
		665ε Introduction to Foot Massage	22	22	0.03	0.27	8	247	1	20
		665ε Crystal Healing/Gem Elixirs	21	21	0.03	0.29	9	261	1	20
		665ε Introduction to Back Massage	33	33	0.03	0.47	14	426	1	20
		690 Special Projects	8	8	0.00	0.30	9	#INF	4	40
		700 Cosm Concepts/Practice I	74	70	1.71	47.16	1,415	826	2	74
		710 Cosm Concepts/Practice II	12	12	0.33	5.67	170	510	1	30
		Cosmetology Concepts II	7	7	0.00	4.67	140	#INF	1	30
		720 Cosm Concepts/Practice III	14	14	0.32	6.61	198	620	1	30
730 Cosm Concepts/Practice IV	35	32	0.39	4.77	143	364	2	60		

			Census	End of	FTEF	FTES	WSCH	Load	Sections	Max	
			Headcount	Term						Enroll	
		740	Cosm Concepts/Practice V	66	63	1.41	34.73	1,042	741	3	95
		750	Cosmetology Brush-up	0	0	0.17	0.00	0	0	1	30
		775	Esthetician	41	40	1.32	27.33	820	621	1	30
		785	Spa Technician Training	11	11	0.65	4.40	132	202	1	15
Fall 2010	COSM	690	Special Projects	0	0	0.00				2	20
		700	COSM Concepts & Practice	56	49	2.57	64.53	1,936	754	2	70
		740	Cosm Concepts/Practice V	54	51	2.24	40.76	1,223	546	2	95
		750	Cosmetology Brush-Up	3	3	0.00	0.69	21	#INF	1	35
		775	Esthetician	27	25	0.89	18.72	562	630	1	35
Spring 2007	COSM	690	Special Projects	1	0	0.00	0.00	0		2	10
		700	Cosm Concepts/Practice I	28	27	1.67	15.85	475	285	3	50
		710	Cosm Concepts/Practice II	26	25	0.70	13.49	405	578	2	50
		720	Cosm Concept/Practice III	15	14	0.30	8.00	240	800	1	35
			Cosm Concepts/Practice III	11	11	0.30	5.87	176	587	1	35
		730	Cosm Concepts/Practice IV	54	51	0.37	7.41	222	595	2	80
		740	Cosm Concepts/Practice V	62	62	0.72	42.99	1,290	1,783	3	80
		775	Cosmetician/Esthetician	25	22	0.73	16.67	500	688	1	26
		785	Spa Technician Training	11	8	0.65	4.40	132	202	1	15
Spring 2008	COSM	690	Special Projects	5	5	0.00	0.43	13	#INF	3	25
		700	Cosm Concepts/Practice I	29	25	2.84	16.16	485	171	3	55
		710	Cosm Concepts/Practice II	29	28	0.69	16.59	498	718	2	50
		720	Cosm Concept/Practice III	16	14	0.33	8.67	260	781	1	35
			Cosm Concepts/Practice III	26	23	0.70	14.50	435	621	2	55
		730	Cosm Concepts/Practice IV	71	66	0.54	8.52	256	473	3	104
		740	Cosm Concepts/Practice V	42	42	0.46	21.44	643	1,398	2	50
		775	Cosmetician/Esthetician	25	25	0.64	14.38	431	674	1	26
		784	Salon Practice	15	14	0.00	0.76	23	#INF	1	25
		785	Spa Technician Training	11	11	0.70	2.86	86	122	1	15
Spring 2009	COSM	665	Introduction to Flower Essence	15	14	0.03	0.15	5	137	1	20
		665	Introduction to Aromatherapy	19	17	0.03	0.26	8	233	1	20
		665	Intro to Hand and Foot Massage	23	23	0.03	0.30	9	275	1	20
		665	Intro Neck & Shoulder Massage	22	19	0.03	0.18	5	165	1	20
		665	Healing Tools for Wellness Pro	20	19	0.03	0.20	6	178	1	20
		665	Face & Decollete Massage	20	20	0.03	0.27	8	247	1	20
		665	Creating Infused Massage Oils	18	18	0.03	0.21	6	192	1	20
		665	Cosmetology Aide Prep Class I	27	24	0.03	1.70	51	1,907	1	30
		665	Cosmetology Aide Prep Class II	24	22	0.13	2.10	63	473	1	30
		665	Cosmetology Competition Prep	16	11	0.03	0.91	27	824	1	30
		690	Special Projects	2	2	0.00	0.23	7	#INF	3	30
		700	Cosm Concepts/Practice I	31	26	1.75	13.40	402	229	3	61
		710	Cosm Concepts/Practice II	27	22	0.72	9.42	283	393	2	50
		720	Cosm Concept/Practice III	14	11	0.37	10.35	310	846	1	35
			Cosm Concepts/Practice III	28	28	0.67	14.15	424	630	2	55
		730	Cosm Concepts/Practice IV	70	64	0.53	7.58	227	426	3	105
		740	Cosm Concepts/Practice V	43	42	0.87	20.14	604	697	3	70
		775	Cosmetician/Esthetician	21	21	0.96	12.96	389	405	1	26
		785	Spa Technician Training	10	9	0.67	2.66	80	118	1	15
Spring 2009	COSM	665	Introduction to Flower Essence	22	21	0.03	0.27	8	247	1	20

		Census Headcount	End of Term Headcount	FTEF	FTES	WSCH	Load	Sections	Max Enroll		
2010		665	Introduction to Aromatherapy	30	30	0.03	0.43	13	386	1	20
		665	Intro Neck & Shoulder Massage	27	27	0.03	0.35	11	316	1	20
		665	Crystal Healing/Gem Elixirs	26	25	0.03	0.38	11	343	1	20
		665	Introduction to Back Massage	25	23	0.03	0.34	10	302	1	20
		690	Special Projects	0	0	0.00				3	30
		700	Cosm Concepts/Practice I	62	59	1.73	39.68	1,190	687	2	60
		740	Cosm Concepts/Practice V	106	103	2.44	66.86	2,006	823	3	100
		776	Esthetician II	39	39	0.93	26.00	780	842	1	45
		785	Spa Technician Training	10	9	0.69	3.89	117	170	1	15
Spring 2011	COSM	665	Introduction to Cosmetology	39	35	0.27	2.38	71	267	2	35
		690	Special Projects	1	1	0.00	0.03	1	#INF	2	30
		700	COSM Concepts & Practice	40	32	1.73	53.33	1,600	923	1	45
		740	Cosm Concepts/Practice V	55	54	2.41	42.15	1,264	524	2	70
		750	Cosmetology Brush-Up	9	8	0.00	1.14	34	#INF	2	60
		760	Cosmetology Instructor Prep	8	8	0.33	1.47	44	132	3	90
		776	Esthetician II	23	23	0.73	15.33	460	627	1	45
Summer 2006	COSM	690	Special Projects	5	3	0.00	0.70	21	#INF	2	30
		730	Cosm Concepts/Practice IV	65	64	0.65	8.72	261	404	2	90
		740	Cosm Concepts/Practice V	15	15	0.21	2.74	82	386	1	30
		784	Salon Practice	29	29	0.07	2.65	80	1,193	1	60
Summer 2007	COSM	665	Make-Up Application Techniques	28	23	0.07	1.27	38	558	1	25
		690	Special Projects	2	0	0.00	0.00	0		2	30
		730	Cosm Concepts/Practice IV	52	49	0.48	10.45	313	648	2	90
		740	Cosm Concepts/Practice V	11	11	0.05	1.06	32	597	1	30
		784	Salon Practice	19	16	0.21	1.36	41	191	1	60
Summer 2008	COSM	665	Make-Up Application Techniques	26	24	0.07	1.47	44	644	1	25
		665	Introduction to Cosmetology	19	19	0.20	2.32	69	347	1	20
		690	Special Projects	3	1	0.00	0.03	1	#INF	2	30
		730	Cosm Concepts/Practice IV	63	60	0.53	12.05	362	678	2	90
		784	Salon Practice	16	16	0.13	1.29	39	291	1	30
Summer 2009	COSM	665	Make-Up Application Techniques	42	29	0.07	1.78	53	727	1	35
		665	Introduction to Cosmetology	19	17	0.21	2.32	69	326	1	35
		690	Special Projects	8	7	0.00	0.27	8	#INF	2	17
		730	Cosm Concepts/Practice IV	57	55	0.57	11.23	337	588	2	80
		784	Salon Practice	27	17	0.12	1.18	35	295	1	30
Summer 2010	COSM	690	Special Projects	6	3	0.00	0.20	6	#INF	1	15
		740	Cosm Concepts/Practice V	53	52	0.22	12.31	369	1,679	2	60
		750	Cosmetology Brush-up	1	1	0.17	0.24	7	42	1	10