

## English Department Productivity: By Year and By Term 2006/07 through 2010/11

	Census Headcount	End of Term Headcount	FTEF	FTES	WSCH	Load	Sections	Max Enroll
2006/07	4,883	3,795	43.87	<b>694.63</b>	20,839	475	204	23,011
2007/08	4,846	3,601	41.31	<b>727.75</b>	21,833	528	187	6,787
2008/09	4,880	3,766	40.49	<b>663.97</b>	19,919	492	181	4,699
2009/10	5,251	4,135	41.13	<b>638.28</b>	19,148	466	180	4,728
2010/11	5,097	3,932	40.43	<b>603.33</b>	18,100	448	179	4,638

	Census Headcount	End of Term Headcount	FTEF	FTES	WSCH	Load	Sections	Max Enroll
Fall 2006	2,169	1,703	19.79	<b>324.00</b>	9,720	491	90	12,162
Fall 2007	2,088	1,579	18.17	<b>332.08</b>	9,962	548	81	3,022
Fall 2008	2,024	1,595	16.79	<b>311.60</b>	9,348	557	74	1,904
Fall 2009	2,266	1,777	18.29	<b>274.65</b>	8,240	450	77	2,004
Fall 2010	2,092	1,616	17.27	<b>258.55</b>	7,757	449	73	1,888
Spring 2007	2,030	1,537	18.08	<b>283.40</b>	8,502	470	85	9,056
Spring 2008	2,095	1,516	17.94	<b>311.59</b>	9,348	521	82	3,137
Spring 2009	2,038	1,549	17.31	<b>240.58</b>	7,217	417	76	2,002
Spring 2010	2,072	1,654	16.64	<b>256.54</b>	7,696	463	73	1,936
Spring 2011	2,252	1,689	18.09	<b>266.14</b>	7,984	441	81	2,112
Summer 2006	684	555	6.00	<b>87.23</b>	2,617	436	29	1,793
Summer 2007	663	506	5.20	<b>84.08</b>	2,523	485	24	628
Summer 2008	818	622	6.40	<b>111.79</b>	3,354	524	31	793
Summer 2009	913	704	6.20	<b>107.08</b>	3,212	518	30	788
Summer 2010	753	627	5.07	<b>78.64</b>	2,359	466	25	638

Source: SMCCCD Data Warehouse

Census Headcount: Number of duplicated headcount at final census.

End of Term Headcount: Number of duplicated headcount at the end of the term.

FTEF: Total number of full time equivalent faculty assigned.

FTES: Total number of full time equivalent students enrolled at first census.

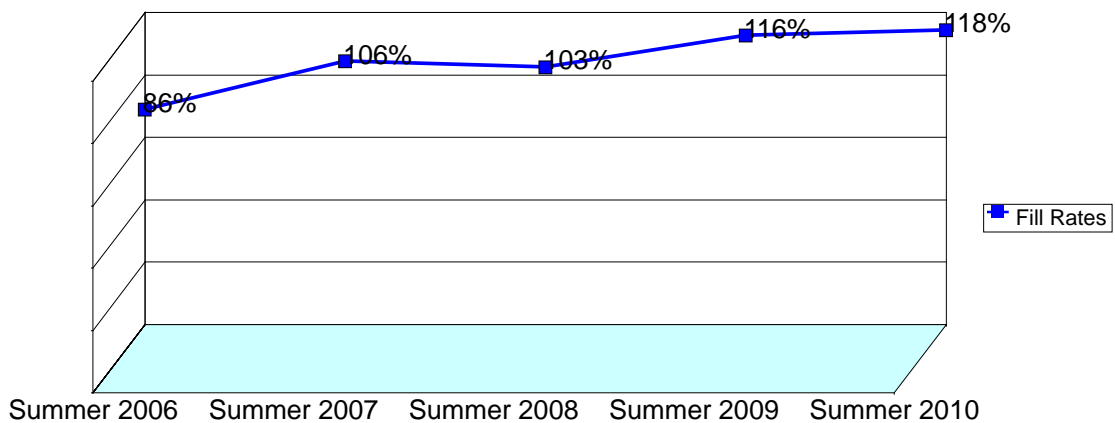
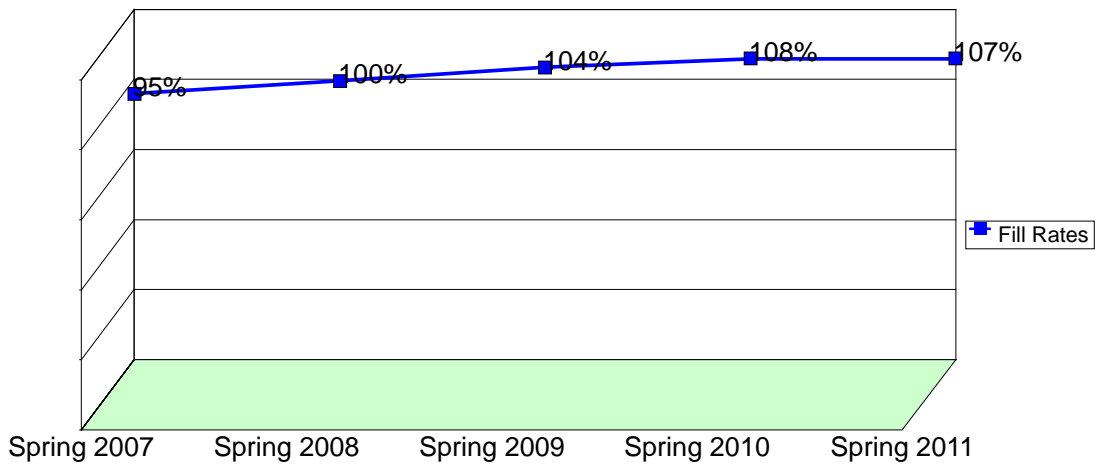
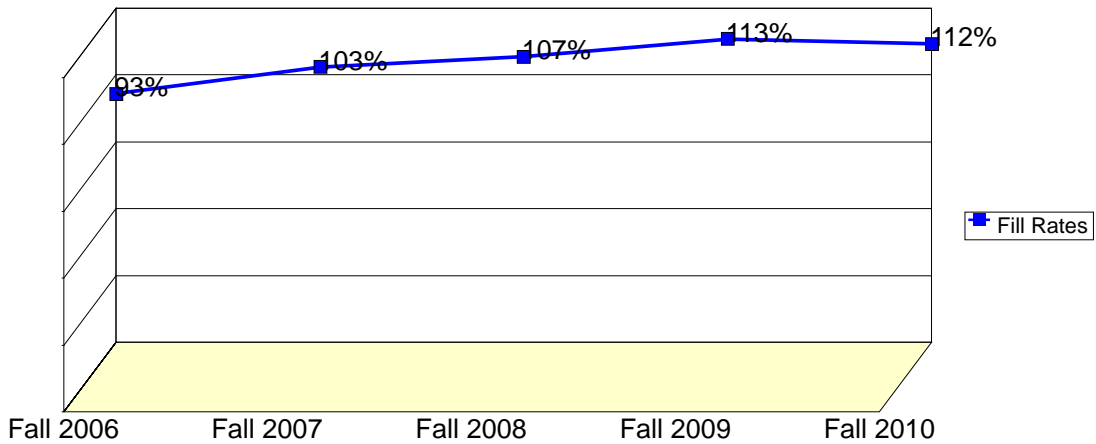
WSCH: Weekly student contact hours generated by census enrollments.

Load: The ratio of WSCH to FTEF, used to measure productivity.

Sections: Total number of sections offered per semester.

Max Enroll: The enrollment capacity or maximum enrollment as defined in curriculum.

## Department Fill Rates by Term



Source: SMCCCD Data Warehouse

Fill Rates: The percent a class fills/enrolls based on capacity or enrollment maximum defined in the curriculum (does not include positive attendance or open entry/open exit classes).

## Department Productivity: Term by Course

			Census	End of	FTEF	FTES	WSCH	Load	Sections	Max		
			Headcount	Term						Enroll		
Fall 2006	ENGL	100	Composition	632	475	5.06	89.94	2,698	533	25	652	
			Composition - HONORS	23	14	0.25	3.22	97	381	1	20	
			Composition - Honors	18	17	0.10	2.70	81	810	1	28	
		104	ENGL Skills for Cultural Prod	26	24	0.20	2.75	82	412	1	35	
		110	Comp, Lit. & Crit. Think/Honor	18	10	0.20	2.52	76	378	1	20	
			Comp, Lit. & Critical Thinking	215	162	1.81	30.75	923	509	8	208	
			Compos., Lit. & Crit. Thinking	158	126	1.45	22.77	683	470	7	182	
		161	Creative Writing I	23	22	0.10	3.22	97	966	1	30	
		162	Creative Writing II	5	5	0.10	0.70	21	210	1	30	
		165	Critical Thinking/Adv. Comp	83	71	0.80	12.03	361	451	4	104	
		650	English Supplement for STAARS	22	19	0.13	1.56	47	352	1	999	
		655	ESL English Supplement	64	64	0.40	5.10	153	383	2	1,998	
			ESL Supplement	0	0	0.13	0.00	0	0	1	999	
		690	Special Projects - Honors	1	1	0.00	0.03	1	#INF	1	3	
		826	Basic Writ. Skills - Gateway	40	32	0.33	8.40	252	756	1	32	
			Basic Writing Skills	209	166	2.67	43.08	1,293	485	8	272	
		836	Writing Development	256	179	2.01	36.24	1,087	540	9	269	
		846	Read & Write Conn Puente	25	20	0.33	5.25	158	473	1	30	
			Read & Write Conn. ASTEP	26	22	0.33	5.37	161	484	1	30	
			Read & Write Conn. Kababayan	28	22	0.33	5.88	176	529	1	30	
			Reading & Writing Connection	40	38	0.33	8.40	252	756	1	30	
			Reading & Writing Connections	154	118	1.67	29.26	878	527	5	150	
		853	Writing Assistance Lab	37	37	0.47	0.47	14	30	4	3,996	
	Writing Instruction w/Computer		35	35	0.17	0.75	22	135	2	1,998		
	875	English Grammar	16	11	0.20	1.60	48	240	1	35		
	880	ENGL Prep-HS Exit Exam	15	13	0.20	2.00	60	300	1	40		
Fall 2007	ENGL	100	Composition	659	490	5.01	91.69	2,751	549	25	652	
			Composition - Honors	31	21	0.35	4.45	134	378	2	48	
			Composition - Non-native	28	17	0.20	4.20	126	630	1	26	
		104	ENGL Skills for Cultural Prod	28	24	0.20	3.15	94	472	1	32	
		110	Comp, Lit. & Crit. Think/Honor	16	13	0.25	2.24	67	265	1	20	
			Comp, Lit. & Critical Thinking	350	252	2.81	49.85	1,496	532	13	338	
		161	Creative Writing I	49	41	0.20	7.04	211	1,056	2	60	
		162	Creative Writing II	12	8	0.20	1.74	52	261	2	60	
		165	Critical Thinking/Adv. Comp	90	67	0.80	11.84	355	444	4	104	
		650	English Supplement for STAARS	11	9	0.20	0.80	24	121	1	999	
		690	Special Projects	1	1		0.10	3		1	10	
		826	Basic Writ. Skills - Gateway	14	14	0.33	2.94	88	265	1	32	
			Basic Writing Skills	173	144	1.60	36.01	1,080	675	5	160	
		836	Writing Development	210	143	1.61	30.43	913	566	8	182	
		846	Read & Write Conn Puente	38	35	0.33	7.85	236	707	1	26	
			Read & Write Conn. ASTEP	32	28	0.33	6.61	198	595	1	26	
			Read & Write Conn. Kababayan	39	30	0.33	8.19	246	737	1	26	
			Reading & Writing Connections	273	217	3.00	56.34	1,690	563	9	234	
		875	English Grammar	31	22	0.20	6.20	186	930	1	35	
		880	English Prep for HS Exit Exam	3	3	0.20	0.40	12	59	1	40	
	Fall 2008	ENGL	100	Composition	662	517	5.02	91.31	2,739	546	24	624

			Census	End of	FTEF	FTES	WSCH	Load	Sections	Max
			Headcount	Term						Enroll
				Headcount						
			29	27	0.30	4.11	123	411	2	49
104	ENGL	Skills for Cultural Prod	39	38	0.20	0.00	0	0	1	35
110		Comp, Lit. & Crit. Think - Kab	36	28	0.20	5.04	151	756	1	26
		Comp, Lit. & Crit. Think-Puent	29	26	0.20	4.06	122	609	1	26
		Comp, Lit. & Crit. Think/Honor	22	21	0.25	3.08	92	365	1	20
		Comp, Lit. & Critical Thinking	254	185	1.96	36.18	1,085	554	9	234
		Compos., Lit. & Crit. Thinking	53	47	0.40	5.30	159	398	2	64
161		Creative Writing I	46	37	0.20	6.44	193	966	2	65
162		Creative Writing II	8	8	0.20	1.12	34	168	2	65
165		Critical Thinking/Adv. Comp	70	51	0.60	9.15	275	458	3	78
650		English Supplement for TRIO	21	19	0.00	1.26	38	#INF	1	30
690		Special Projects	2	2	0.00	0.20	6	#INF	1	12
826		Basic Writing Skills	173	132	1.67	35.97	1,079	647	5	160
836		Writing Development	105	82	0.85	14.70	441	517	4	104
846		Read & Write Conn Puente	35	34	0.33	7.23	217	651	1	26
		Read & Write Conn. ASTEP	32	24	0.33	6.61	198	595	1	26
		Read & Write Conn. Kababayan	37	30	0.33	7.77	233	699	1	26
		Reading & Writing Con.	35	25	0.33	7.23	217	651	1	26
		Reading & Writing Connections	284	223	3.00	59.12	1,774	591	9	238
875		English Grammar	34	28	0.20	3.40	102	510	1	35
880		English Prep for HS Exit Exam	18	11	0.20	2.31	69	347	1	26
<b>Fall 2009</b>	<b>ENGL</b>	100	644	498	4.85	65.99	1,980	408	23	598
		Composition								
		Composition - Astep	33	28	0.20	3.30	99	495	1	26
		Composition - Honors	40	33	0.32	4.17	125	391	2	46
		Composition - WIT	28	24	0.20	3.27	98	490	1	26
104		ENGL Skills for Cultural Prod	31	27	0.20	3.10	93	465	1	35
110		Comp, Lit & Crit Think/Honor	6	5	0.12	0.70	21	175	1	26
		Comp, Lit. & Crit. Think - Kab	26	22	0.20	2.60	78	390	1	26
		Comp, Lit. & Crit. Think-Puent	34	32	0.20	3.40	102	510	1	26
		Comp, Lit. & Crit. Think/Honor	24	17	0.20	2.40	72	360	1	20
		Comp, Lit. & Critical Thinking	434	324	3.25	45.45	1,364	419	15	408
161		Creative Writing I	27	24	0.10	2.70	81	810	1	35
162		Creative Writing II	12	9	0.10	1.20	36	360	1	35
165		Critical Thinking/Adv. Comp	25	9	0.20	2.50	75	375	1	32
650		English Supplement for TRIO	39	34	0.20	1.91	57	286	1	40
690		Special Projects	10	10	0.00	0.47	14	#INF	1	15
826		Basic Writing Skills	90	58	0.40	9.00	270	675	2	70
828		Basic Composition and Reading	111	91	1.00	18.76	563	563	3	105
836		Writing Development	59	49	0.51	5.90	177	349	2	52
846		Read & Write Conn Puente	34	33	0.33	5.78	173	520	1	19
		Read & Write Conn. ASTEP	33	26	0.33	5.61	168	505	1	26
		Read & Write Conn. Kababayan	34	30	0.33	5.78	173	520	1	26
		Reading & Writing Con.	34	24	0.42	5.67	170	405	1	26
		Reading & Writing Con. - SAth	69	62	0.67	11.62	349	523	2	52
		Reading & Writing Connections	357	284	3.75	60.19	1,806	481	11	286
875		English Grammar	32	24	0.20	3.20	96	480	1	35
<b>Fall 2010</b>	<b>ENGL</b>	100	623	458	4.71	63.37	1,901	404	22	572
		Composition								
		Composition - Astep	25	23	0.20	2.50	75	375	1	26

			Census Headcount	End of Term Headcount	FTEF	FTES	WSCH	Load	Sections	Max Enroll
			28	21	0.32	2.85	86	267	2	46
			25	22	0.20	2.75	83	413	1	26
105			27	15	0.33	4.59	138	413	1	26
110			9	5	0.12	0.99	30	248	1	26
			37	27	0.20	3.70	111	555	1	26
			24	20	0.20	2.40	72	360	1	20
			32	27	0.20	3.20	96	480	1	26
			434	322	2.99	45.21	1,356	454	15	408
161			28	25	0.10	2.80	84	840	1	35
162			7	6	0.10	0.70	21	210	1	35
165			23	18	0.20	2.53	76	380	1	26
650			31	26	0.20	1.62	49	244	1	40
690			7	7	0.00	0.50	15	#INF	1	15
826			38	33	0.20	3.80	114	570	1	35
828			139	106	1.33	23.40	702	527	4	140
836			33	30	0.25	3.30	99	391	1	26
846			37	28	0.33	6.29	189	566	1	26
			38	33	0.33	6.46	194	581	1	26
			31	27	0.33	5.27	158	474	1	31
			62	56	0.67	10.54	316	474	2	52
			354	281	3.76	59.78	1,793	478	11	286
<b>Spring 2007</b>	ENGL	100	614	472	5.16	82.87	2,486	482	25	631
			16	7	0.25	2.13	64	253	1	20
			64	28	0.40	4.50	135	338	2	54
104			35	34	0.20	4.67	140	700	1	32
110			3	3	0.10	0.30	9	90	1	26
			18	17	0.25	2.40	72	284	1	20
			336	254	2.77	49.28	1,478	534	13	338
			27	23	0.20	3.60	108	540	1	26
161			40	32	0.20	5.33	160	800	2	60
162			12	10	0.20	1.60	48	240	2	60
165			87	62	0.80	11.60	348	435	4	104
166			8	8	0.04	0.14	4	112	1	120
650			15	12	0.20	1.02	31	153	1	999
690			6	6		0.40	12		1	12
826			166	113	2.00	33.40	1,002	501	6	200
836			221	166	1.81	29.77	893	492	8	240
846			215	174	2.33	42.20	1,266	543	7	210
853			17	10	0.07	0.70	21	315	1	999
			88	75	0.70	3.53	106	151	5	4,995
875			16	11	0.20	1.60	48	240	1	26
880			26	20	0.20	2.38	71	357	1	30
<b>Spring 2008</b>	ENGL	100	635	454	5.01	89.15	2,675	533	24	624
			21	17	0.25	2.94	88	348	1	20
			35	29	0.20	4.90	147	735	1	26
			39	35	0.20	5.46	164	819	1	26

		Census	End of			WSCH	Load	Sections	Max			
		Headcount	Term	FTEF	FTES				Enroll			
		Composition (Online)	55	38	0.40	5.50	165	413	2	64		
104		Applied Eng Sk for Cult Prod	42	40	0.20	5.88	176	882	1	40		
110		Comp, Lit, Critical - Honors	20	14	0.20	2.80	84	420	1	20		
		Comp, Lit, Critical Thinking	198	140	1.71	27.72	832	487	8	208		
		Comp, Lit., Critical Thinking	135	98	1.05	17.84	535	508	5	136		
		Comp. Lit., Critical Thinking	28	14	0.25	3.92	118	464	1	26		
		Compos., Lit. & Crit. Thinking	78	55	0.60	8.92	268	446	3	90		
161		Creative Writing I	42	35	0.20	5.88	176	882	2	60		
162		Creative Writing II	8	7	0.20	1.12	34	168	2	60		
165		Advanced Composition	73	53	0.73	9.02	271	372	4	110		
		Advanced Composition-Honors	13	8	0.13	1.82	55	431	1	26		
166		Women on Writing	10	4	0.03	0.04	1	38	1	120		
650		English Supplement for STAARS	16	15	0.20	1.25	37	187	1	999		
690		Special Projects	2	2		0.13	4		1	12		
826		Basic Writing Skills	183	131	2.00	38.02	1,141	570	6	188		
836		Writing Development	164	110	1.31	22.96	689	527	6	156		
846		Reading & Writing Connections	244	174	2.67	50.92	1,528	573	8	208		
875		English Grammar	54	43	0.40	5.40	162	405	2	64		
<b>Spring 2009</b>	ENGL	100	Composition	683	521	5.27	69.05	2,072	393	25	650	
			Composition - Honors	21	15	0.20	2.10	63	315	1	20	
			Composition - Scholar Athlete	56	53	0.40	5.60	168	420	2	52	
		104	Applied Eng Sk for Cult Prod	47	42	0.20	4.70	141	705	1	50	
		110	Comp, Lit, Critical - Honor	7	5	0.13	0.70	21	166	1	26	
			Comp, Lit, Critical - Honors	18	12	0.25	1.80	54	213	1	20	
			Comp, Lit, Critical Thinking	446	351	3.65	45.51	1,365	374	17	442	
			Compos., Lit. & Crit. Thinking	25	18	0.20	2.50	75	375	1	32	
		161	Creative Writing I	34	31	0.10	3.40	102	1,020	1	30	
		162	Creative Writing II	3	3	0.10	0.30	9	90	1	30	
		165	Advanced Composition	71	49	0.60	7.34	220	367	3	78	
		166	Women on Writing	11	9	0.03	0.06	2	55	1	120	
		690	Special Projects	5	5	0.00	0.37	11	#INF	1	12	
		826	Basic Writing Skills	162	120	1.67	27.25	818	491	5	160	
		836	Writing Development	85	60	0.65	8.50	255	390	3	78	
		846	Reading & Writing Connections	338	240	3.66	58.80	1,764	482	11	286	
		875	English Grammar	26	15	0.20	2.60	78	390	1	32	
	<b>Spring 2010</b>	ENGL	100	Composition	797	639	5.81	80.54	2,416	416	28	728
				Composition - Honors	16	8	0.25	1.60	48	189	1	20
			104	Applied Eng Sk for Cult Prod	52	47	0.20	5.20	156	780	1	50
		110	Comp, Lit, Critical - Honor	14	13	0.13	1.40	42	331	1	26	
			Comp, Lit, Critical - Honors	21	16	0.20	2.10	63	315	1	20	
			Comp, Lit, Critical Thinking	455	365	3.54	46.81	1,404	397	17	448	
		161	Creative Writing I	31	29	0.10	3.10	93	930	1	30	
		162	Creative Writing II	10	9	0.10	1.00	30	300	1	30	
		165	Advanced Composition	37	28	0.40	3.87	116	290	2	52	
		650	English Supplement for STAARS	44	41	0.20	2.79	84	419	1	50	
		690	Special Projects	22	19	0.00	1.40	42	#INF	1	25	
		826	Basic Writing Skills	35	28	0.20	3.50	105	525	1	35	
		828	Basic Composition and Reading	141	110	1.33	24.55	737	553	4	140	

			Census Headcount	End of Term Headcount	FTEF	FTES	WSCH	Load	Sections	Max Enroll			
		836	60	44	0.51	6.00	180	355	2	52			
		846	337	258	3.67	72.68	2,180	595	11	286			
<b>Spring 2011</b>	ENGL	100	849	636	6.06	85.45	2,564	423	30	780			
			Composition - Honors	17	13	0.30	1.70	51	170	2	46		
	110	Comp, Lit, Critical - Honor		8	6	0.13	0.80	24	189	1	26		
		Comp, Lit, Critical - Honors		17	15	0.20	1.70	51	255	1	20		
		Comp, Lit, Critical Thinking		488	364	3.38	49.30	1,479	438	17	448		
		Compos., Lit. & Crit. Thinking		84	67	0.65	8.40	252	386	3	78		
	161	Creative Writing I		28	25	0.10	2.80	84	840	1	30		
	162	Creative Writing II		12	10	0.10	1.20	36	360	1	30		
	165	Advanced Composition		42	26	0.45	4.40	132	291	2	52		
	650	English Supplement for TRIO		36	31	0.20	2.29	69	343	1	50		
	690	Special Projects		3	3	0.00	0.23	7	#INF	1	25		
	826	Basic Writing Skills		60	50	0.40	6.00	180	450	2	70		
	828	Basic Composition and Reading		145	105	1.33	25.03	751	563	4	140		
	836	Writing Development		29	23	0.25	2.90	87	343	1	26		
846	Reading & Writing Connections		398	293	4.33	70.33	2,110	487	13	338			
875	English Grammar		36	22	0.20	3.60	108	540	1	35			
<b>Summer 2006</b>	ENGL	100	245	192	2.00	28.92	868	434	10	275			
		110	30	27	0.20	3.81	114	572	1	26			
		Composition and Literature		146	124	1.00	17.20	516	516	5	145		
	161	Creative Writing I		8	7	0.10	0.75	23	226	1	40		
	162	Creative Writing II		0	0	0.10	0.00	0	0	1	40		
	165	Advanced Composition		82	63	0.60	10.03	301	501	3	91		
	819	English Devl. - Jumpstart		31	30	0.20	3.12	94	469	1	35		
	826	Basic Writing Skills		26	23	0.33	5.05	152	455	1	34		
	836	Writing Development		60	40	0.60	7.45	224	373	3	93		
	846	Reading & Writing Connections		56	49	0.67	10.88	326	490	2	55		
	853	Writing Assistance Lab		0	0	0.20	0.00	0	0	1	999		
	<b>Summer 2007</b>	ENGL	100	222	152	1.60	26.08	782	489	8	222		
			110	31	27	0.20	3.94	118	591	1	26		
			Compos., Lit. & Crit. Thinking		21	19	0.20	2.67	80	400	1	26	
		Composition and Literature		155	125	1.00	18.46	554	554	5	130		
165		Advanced Composition		55	41	0.40	6.76	203	507	2	52		
819		English Devl. - Jumpstart		30	29	0.20	3.15	95	473	1	0		
826		Basic Writing Skills		26	19	0.33	5.21	156	469	1	32		
836		Writing Development		52	39	0.40	6.39	192	479	2	54		
846		Reading & Writing Connections		43	35	0.67	8.62	259	388	2	56		
875		English Grammar		28	20	0.20	2.80	84	420	1	30		
<b>Summer 2008</b>		ENGL	100	248	179	1.80	31.33	940	522	9	246		
			110	14	12	0.20	1.95	59	293	1	26		
				Comp., Lit. & Crit. Think -SA		40	37	0.20	5.58	167	837	1	26
				Comp., Lit. & Crit. Thinking		130	107	1.00	17.11	513	513	5	130
		Compos., Lit. & Crit. Thinking		124	104	1.00	15.35	461	461	5	126		
	161	Creative Writing I		22	13	0.10	3.02	91	905	1	40		
	162	Creative Writing II		2	2	0.10	0.27	8	82	1	40		
	165	Advanced Composition		26	19	0.20	3.33	100	499	1	26		
	819	English Devl. - Jumpstart		28	27	0.20	2.94	88	442	1	1		

			Census Headcount	End of Term Headcount	FTEF	FTES	WSCH	Load	Sections	Max Enroll
		826	35	30	0.33	7.28	218	655	1	32
		836	54	25	0.40	7.22	217	542	2	52
		846	64	45	0.67	13.31	399	599	2	56
		875	31	22	0.20	3.10	93	465	1	32
<b>Summer 2009</b>	ENGL	100	265	192	1.80	26.53	796	442	9	235
		110	29	25	0.20	3.05	91	457	1	29
			30	30	0.20	3.15	95	473	1	27
			235	173	1.60	23.57	707	442	8	208
			34	23	0.20	3.40	102	510	1	26
		161	26	24	0.10	2.77	83	832	1	32
		162	6	5	0.10	0.64	19	192	1	32
		165	44	23	0.20	4.40	132	660	1	30
		819	30	30	0.20	3.15	95	473	1	30
		826	36	29	0.33	6.34	190	570	1	32
		836	63	48	0.40	6.20	186	465	2	52
		846	78	72	0.67	20.18	605	908	2	52
		875	37	30	0.20	3.70	111	555	1	35
<b>Summer 2010</b>	ENGL	100	311	240	2.00	30.30	909	455	10	263
		110	32	30	0.20	3.22	97	484	1	26
			34	34	0.20	3.43	103	514	1	26
			215	180	1.40	20.94	628	449	7	182
			45	31	0.20	4.50	135	675	1	26
		161	27	26	0.10	2.55	76	764	1	32
		162	2	2	0.10	0.19	6	57	1	32
		819	29	29	0.20	2.92	88	438	1	31
		846	58	55	0.67	10.58	318	476	2	52