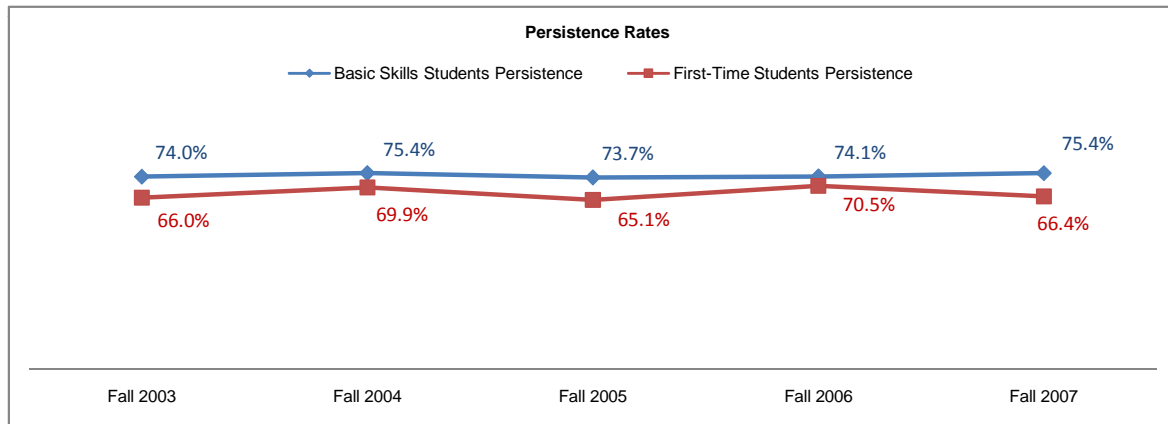


**SKYLINE COLLEGE**  
**Fall to Spring Persistence**  
**Basic Skills Students**

*Summary: The fall to spring persistence rate for basic skills students averaged 74.4% over the past five years. Female generally had higher persistence rates than male (five-year averages of 75.1% and 73.7%, respectively). Ethnic groups with the highest persistence rates were students who did not report their ethnicity or belonged to "Other" ethnicities (83.6% and 81.4%, respectively), Asian/Pacific Islander (77.8%) and White (75.5%). The highest persistence rates were for students age 18 to 22 years (79.6%) and students who did not report their age (79.2%). The lowest persistence rates were for students ages 50 to 59 years (67.3%) and age 29 to 39 years (65.1%). The persistence rate for basic skills students were higher than first-time college students (five-year averages of 74.4% and 67.5% respectively). Additionally, the persistence rate for basic skills students did not fluctuate as much as the persistence rate for first-time students. The basic skills persistence rate increased to a high of 75.4% with the Fall 2004 cohort, which calculated to a difference of 1.1% from the lowest rate at 73.7% with the Fall 2005 cohort. In comparison, the difference between the highest and the lowest persistence rates for first-time students were 5.4% over the past five years.*

Cohort	Basic Skills Students			First-Time Students
	Fall	Spring	Persistence	Persistence <sup>1</sup>
Fall 2003	3078	2279	74.0%	66.0%
Fall 2004	2350	1772	75.4%	69.9%
Fall 2005	3099	2284	73.7%	65.1%
Fall 2006	2103	1558	74.1%	70.5%
Fall 2007	2157	1626	75.4%	66.4%
Average			74.4%	67.5%



Source: SMCCD Data Warehouse

Basic skills students: Students who enrolled in at least one basic skills course.

First-time students: students whose first fall term is their first time in college.

Fall: Number of students in cohort who enrolled in at least one basic skills course that fall term with an A, B, C, D, F, CR, NC, W, or I grade notation.

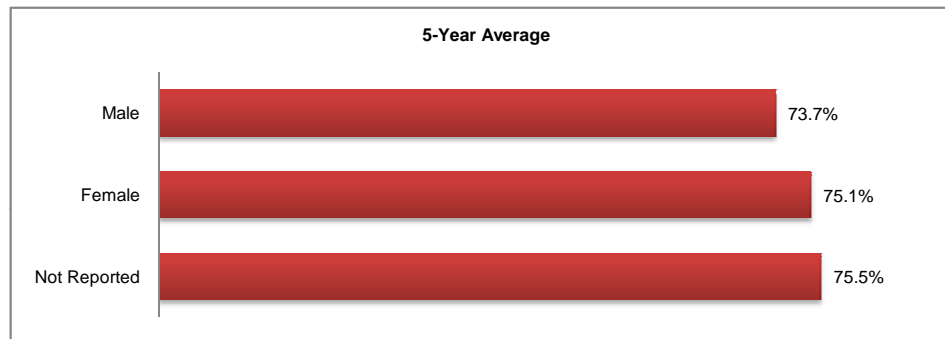
Spring: Number of basic skills students in cohort who enrolled in at least one course the subsequent spring term with an A, B, C, D, F, CR, NC, W, or I grade notation.

Persistence: Percentage of students from the fall term who persisted into the spring term (ratio of Spring to Fall).

<sup>1</sup> The first-time students persistence rates are from the College Almanac.

**SKYLINE COLLEGE**  
**Fall to Spring Persistence**  
**Basic Skills Students by Gender**

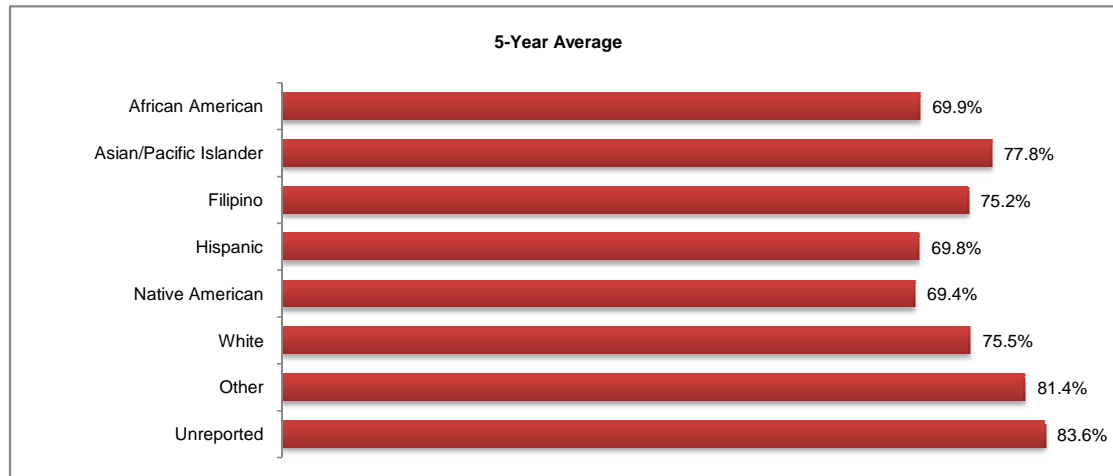
Cohort	Male			Female			Not Reported		
	Fall	Spring	Persistence	Fall	Spring	Persistence	Fall	Spring	Persistence
Fall 2003	1355	992	73.2%	1706	1273	74.6%	17	14	82.4%
Fall 2004	1065	804	75.5%	1268	953	75.2%	17	15	88.2%
Fall 2005	1422	1017	71.5%	1633	1235	75.6%	44	32	72.7%
Fall 2006	993	735	74.0%	1070	796	74.4%	40	27	67.5%
Fall 2007	1025	771	75.2%	1090	823	75.5%	41	32	78.0%
<b>Average</b>			<b>73.7%</b>			<b>75.1%</b>			<b>75.5%</b>



Source: SMCCD Data Warehouse

**SKYLINE COLLEGE**  
**Fall to Spring Persistence**  
**Basic Skills Students by Ethnicity**

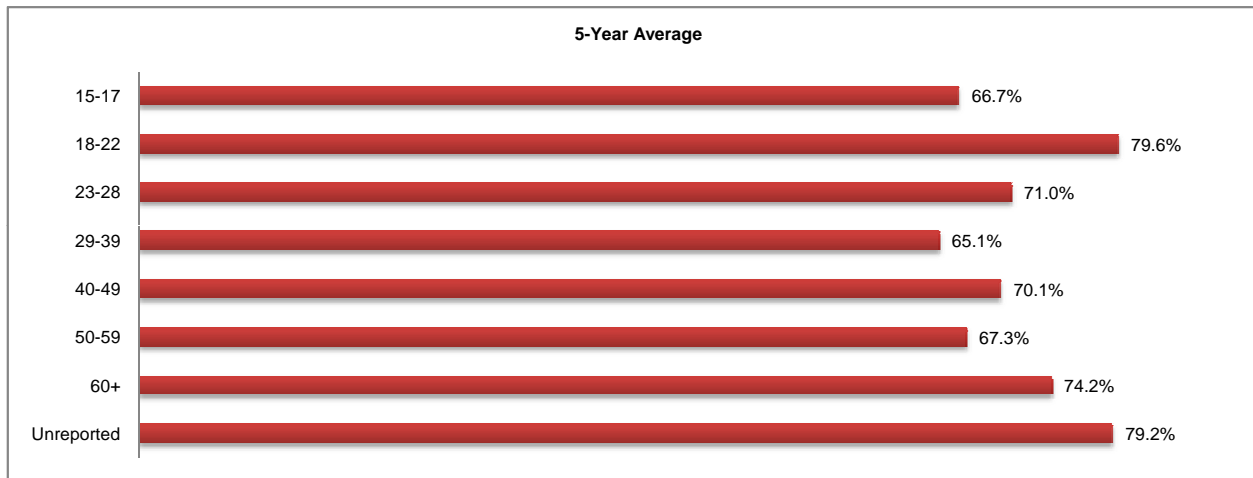
Cohort	African American			Asian/Pacific Islander			Filipino			Hispanic			Native American			White			Other			Unreported		
	Fall	Spring	Persistence	Fall	Spring	Persistence	Fall	Spring	Persistence	Fall	Spring	Persistence	Fall	Spring	Persistence	Fall	Spring	Persistence	Fall	Spring	Persistence	Fall	Spring	Persistence
Fall 2003	136	94	69.1%	797	642	80.6%	640	479	74.8%	792	540	68.2%	11	7	63.6%	541	395	73.0%	98	74	75.5%	63	48	76.2%
Fall 2004	115	80	69.6%	556	437	78.6%	517	399	77.2%	628	443	70.5%	8	5	62.5%	392	300	76.5%	74	60	81.1%	60	48	80.0%
Fall 2005	119	78	65.5%	819	621	75.8%	612	461	75.3%	787	542	68.9%	18	14	77.8%	503	370	73.6%	109	95	87.2%	132	103	78.0%
Fall 2006	94	66	70.2%	493	372	75.5%	408	305	74.8%	571	389	68.1%	13	9	69.2%	351	283	80.6%	51	36	70.6%	122	98	80.3%
Fall 2007	98	75	76.5%	504	393	78.0%	416	306	73.6%	598	443	74.1%	12	8	66.7%	345	261	75.7%	43	29	67.4%	140	111	79.3%
<b>Average</b>			<b>69.9%</b>			<b>77.8%</b>			<b>75.2%</b>			<b>69.8%</b>			<b>69.4%</b>			<b>75.5%</b>			<b>81.4%</b>			<b>83.6%</b>



Source: SMCCD Data Warehouse

**SKYLINE COLLEGE**  
**Fall to Spring Persistence**  
**Basic Skills Students by Age**

Cohort	15-17			18-22			23-28			29-39			40-49			50-59			60+			Unreported		
	Fall	Spring	Persistence	Fall	Spring	Persistence	Fall	Spring	Persistence	Fall	Spring	Persistence	Fall	Spring	Persistence	Fall	Spring	Persistence	Fall	Spring	Persistence	Fall	Spring	Persistence
Fall 2001	19	16	84.2%	813	544	66.9%	115	58	50.4%	104	50	48.1%	72	29	40.3%	37	15	40.5%	39	8	20.5%	39	8	20.5%
Fall 2003	0	0	0.0%	937	755	80.6%	1316	971	73.8%	484	325	67.1%	212	141	66.5%	100	67	67.0%	22	14	63.6%	7	6	85.7%
Fall 2004	0	0	0.0%	1082	879	81.2%	708	515	72.7%	340	222	65.3%	132	91	68.9%	73	52	71.2%	10	8	80.0%	5	5	100.0%
Fall 2005	2	2	100.0%	1686	1326	78.6%	773	528	68.3%	374	237	63.4%	154	115	74.7%	76	48	63.2%	10	9	90.0%	24	19	79.2%
Fall 2006	26	20	76.9%	1333	1056	79.2%	368	239	64.9%	216	135	62.5%	96	67	69.8%	34	19	55.9%	10	8	80.0%	20	14	70.0%
Fall 2007	29	16		1358	1078	79.4%	358	247	69.0%	229	150	65.5%	118	85	72.0%	38	30	78.9%	10	7	70.0%	16	13	81.3%
<b>Average</b>			<b>66.7%</b>			<b>79.6%</b>			<b>71.0%</b>			<b>65.1%</b>			<b>70.1%</b>			<b>67.3%</b>			<b>74.2%</b>			<b>79.2%</b>



Source: SMCCD Data Warehouse