



Cash for College Applying for Financial Aid

Presenter:
Patricia Flores
Skyline College
Financial Aid



CASH FOR C//LLEGE



California
Student Aid Commission



Edvisors®

What Will You Learn At This Workshop?

- Required financial aid application and deadlines
- Types and sources of financial aid
- Overview of Free Application for Federal Student Aid (FAFSA) and California Dream Act Application



FOTW- FAFSA on the Web - www.fafsa.gov



Basic Eligibility Requirements:

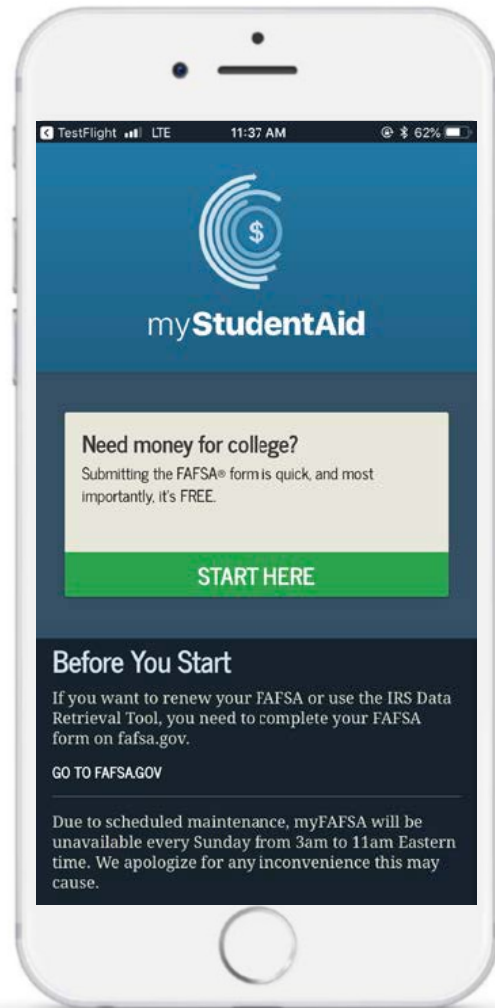
- You must apply and qualify for financial aid every academic year
- You must be a United States Citizen or Green Card Holder (permanent legal resident)
- You must have a High School Diploma, GED or pass the CHSPE (CA HS Proficiency Exam)
- Male students age 18-25, must register with Selective Services (www.sss.gov)
- To keep your financial aid, you must **maintain good academic standing**

myStudentAid mobile app

You will find:

*****EFFECTIVE: DECEMBER 2020*****

- **myFAFSA**
- **Manage FSA ID profile**
- **myFederalLoans**
- **Information for FSA contact centers**



California

Student Aid Commission



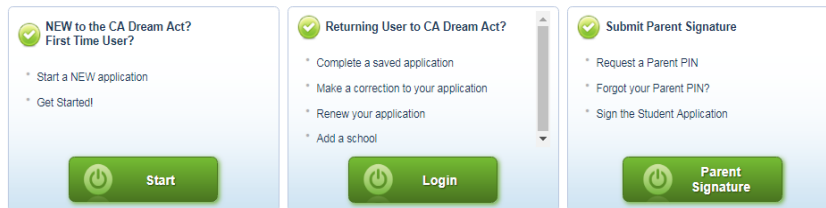
California Dream Act Application-

www.caldreamact.org



The screenshot shows the homepage of the California Dream Act Application website. At the top, there is a navigation bar with links for Home, CA.GOV, CSAC.CA.GOV, Privacy Policy, and Help. The main header features the CA.GOV logo and the California Student Aid Commission logo. Below this, a large banner image of a smiling young woman is displayed. Overlaid on the banner is the text "CALIFORNIA DREAM ACT Apply by March 2". A yellow box on the left side of the banner contains the following text: "The California Dream Act Application allows students enrolled in eligible California Colleges, Universities and Career Education Programs to apply for state financial aid. This application is unrelated to the federal Deferred Action for Childhood Arrivals (DACA) program."

[Check out our California Dream Act information & resources.](#)



The screenshot shows three main options for users: "NEW to the CA Dream Act? First Time User?", "Returning User to CA Dream Act?", and "Submit Parent Signature". Each option has a list of actions and a green button with a power icon. The "NEW to the CA Dream Act? First Time User?" option includes "Start a NEW application" and "Get Started!". The "Returning User to CA Dream Act?" option includes "Complete a saved application", "Make a correction to your application", "Renew your application", and "Add a school". The "Submit Parent Signature" option includes "Request a Parent PIN", "Forgot your Parent PIN?", and "Sign the Student Application".

The California Student Aid Commission has strict security and confidentiality policies and procedures in place to protect the integrity and confidentiality of student records. The California Student Aid Commission has not now, or in the past, shared any information which would indicate a student's immigration status, either documented or undocumented. The California Student Aid Commission also adheres to the Family Educational Rights and Privacy Act (FERPA) (20 U.S.C. § 1232g; 34 CFR Part 99), a Federal law that protects the privacy of student education records.

Pursuant to section 502 of the California Penal Code and Public Law 99-474, Title 18, United States Code unauthorized access to applicant information will be prosecuted to the fullest extent of the law.

Copyright © 2013 State of California

DA.SID.1

CA.GOV

CSAC.CA.GOV

Contact Us

Privacy Policy

Terms of Use

Help

Basic Eligibility Requirements

- Meet the requirements of AB540
- Attend California schools for 3 years
- Graduate from a CA high school or the equivalent (GED or CHSPE)
- Attend a qualifying CA college or university, and
- If applicable, complete an affidavit to legalize immigration status as soon as student is eligible

Getting Started on the FOTW

Login

Log in to the FAFSA

Only students may use their FSA ID to log in. Parents and others can start a FAFSA for a student by entering the student's identifiers. Parents and others can also work on a FAFSA form or correction the student started using the Save Key that the student made. [Help for parents.](#)

Form Approved
OMB No. 1845-0001
App. Exp. 12/31/2022

☐ I am the student

OR

☐ I am a parent, preparer, or student from a
Freely Associated State

NEXT

Site Last Updated: Sunday, September 29, 2019

Download [Adobe Reader](#)

©2010 fafsa.gov. All rights reserved.

Get Started

STUDENT INFORMATION

Welcome, first last!

Fill out your FAFSA form!
To receive federal student financial aid, you need to fill out a FAFSA every school year. Let's get started.

For which school year are you applying for financial aid?

If you are applying for a summer session, or just don't know which application to complete, check with the college you are planning to attend.
[Which school year should I choose?](#)

START 2021-2022 FAFSA

OR

START 2020-2021 FAFSA

FSA ID

Last Time, Date FSA ID Used:

FSA ID Status:
[User Account Management](#)
You can use your FSA ID to sign your FAFSA electronically or make corrections to your FAFSA.

Site Last Updated: Sunday, September 29, 2019

Download [Adobe Reader](#)

©2010 fafsa.gov. All rights reserved.

The FOTW

A Seven-Section Online Form

- Section 1** – Student Demographics
- Section 2** – School Selection
- Section 3** – Dependency Status
- Section 4** – Parent Information
- Section 5** – Parent Financials
- Section 6** – Student Financials
- Section 7** – Sign and Submit

Please Note:

*The CA Dream Act has very similar sections!
However, the log-in process and submission process are slightly different.*



CASH FOR C//LLEGE



California
Student Aid Commission

Section I – Student Demographics

The screenshot shows the 'Personal Information for Student' section of the FAFSA application. The 'Student Demographics' tab is selected, indicated by a checkmark icon. A green message box states 'Application was successfully saved.' Below this, an information box explains that 'you' and 'your' refer to the student. The form fields include: 'Your Social Security Number' (472-20-2020), 'Your first name' (first), 'Your middle initial' (empty), 'Your last name' (last), and 'Your date of birth' (06/06/2000). Navigation buttons for 'PREVIOUS' and 'NEXT' are at the bottom. Footer text includes 'Site Last Updated: Sunday, September 29, 2019', 'Download Adobe Reader', and '©2010 fafsa.gov. All rights reserved.'

- List your name as it appears on your Social Security card
- For CADAA list name as it appears on school records
- Email address (personal email NOT school email)
- Be **ACCURATE!**

Section 2 – School Selection

The screenshot shows the 'Search for Colleges' section of the FAFSA application. At the top, there is a navigation bar with tabs: 'Student Demographics', 'School Selection' (which is active and highlighted with a green checkmark), 'Dependency Status', 'Parent Demographics', 'Financial Information', 'Sign & Submit', and 'Confirmation'. Below the navigation bar, there is a 'STUDENT INFORMATION' banner. A blue box contains an information icon and text: 'Here's where you'll search for the colleges to which you'd like to send your FAFSA information. You can add up to 10 colleges at a time to your FAFSA. If you're applying to more than 10 colleges, [follow these instructions](#). Make sure you add ALL colleges you're interested in, even if you haven't applied or been accepted yet.' Below this, another blue box says: 'Complete the fields below to search for a college to add to your FAFSA.' The form fields include: 'Do you know the college's [Federal School Code](#)?' with radio buttons for 'Yes' and 'No' (selected); 'State' with a dropdown menu showing 'California'; 'City (optional)' with a text input field; and 'School Name (optional)' with a text input field containing 'irvine'. At the bottom, there are three buttons: 'SEARCH TIPS' with an information icon, 'PREVIOUS' with a left arrow, and 'NEXT' with a right arrow, followed by a 'SEARCH' button with a magnifying glass icon.

- Search feature- by name or school code
- Can list up to 10 colleges at a time
- Once Student Aid Report (SAR) is processed, can remove & add additional colleges

Section 3- Dependency Status Questions

NO to all questions:

- Makes the student dependent
- Must submit parent information

Note: Child must be supported financially —*more than 50%*

Student Additional Dependency Questions

Progress bar: Student Demographics (✓), School Selection (✓), Dependency Status (✎), Parent Demographics, Parent Financials, Student Financials, Sign & Submit, Confirmation.

STUDENT INFORMATION

Answer the following questions to determine if you are required to provide information about your parents on your FAFSA. Check all that apply or check **None of the above**.

- ☐ Are you currently serving on active duty in the U.S. Armed Forces for purposes other than training?
- ☐ Are you a veteran of the U.S. Armed Forces?
- ☐ At any time since you turned age 13, were both your parents deceased, were you in foster care, or were you a dependent or ward of the court?
- ☐ As determined by a court in your state of legal residence, are you or were you an emancipated minor?
- ☐ Does someone other than your parent or stepparent have legal guardianship of you, as determined by a court in your state of legal residence?
- ☒ None of the above

PREVIOUS NEXT

Site Last Updated: Sunday, September 29, 2019

©2010 fafsa.gov. All rights reserved.

Student Marital Status

Progress bar: Student Demographics (✓), School Selection (✓), Dependency Status (✎), Parent Demographics, Parent Financials, Student Financials, Sign & Submit, Confirmation.

STUDENT INFORMATION

What is your marital status as of today?

I am single

PREVIOUS NEXT

Does Student Have Dependents?

Progress bar: Student Demographics (✓), School Selection (✓), Dependency Status (✎), Parent Demographics, Parent Financials, Student Financials, Sign & Submit, Confirmation.

STUDENT INFORMATION

Do you now have or will you have children who will receive more than half of their support from you between July 1, 2021 and June 30, 2022?

☐ Yes ☒ No

Do you have dependents (other than your children or spouse) who live with you and who receive more than half of their support from you, now and through June 30, 2022?

☐ Yes ☒ No

PREVIOUS NEXT

Site Last Updated: Sunday, September 29, 2019

©2010 fafsa.gov. All rights reserved.

Student Homelessness Filter Question

Progress bar: Student Demographics (✓), School Selection (✓), Dependency Status (✎), Parent Demographics, Parent Financials, Student Financials, Sign & Submit, Confirmation.

STUDENT INFORMATION

On or after July 1, 2020, were you homeless or were you self-supporting and at risk of being homeless?

☐ Yes ☒ No

PREVIOUS NEXT

Site Last Updated: Sunday, September 29, 2019

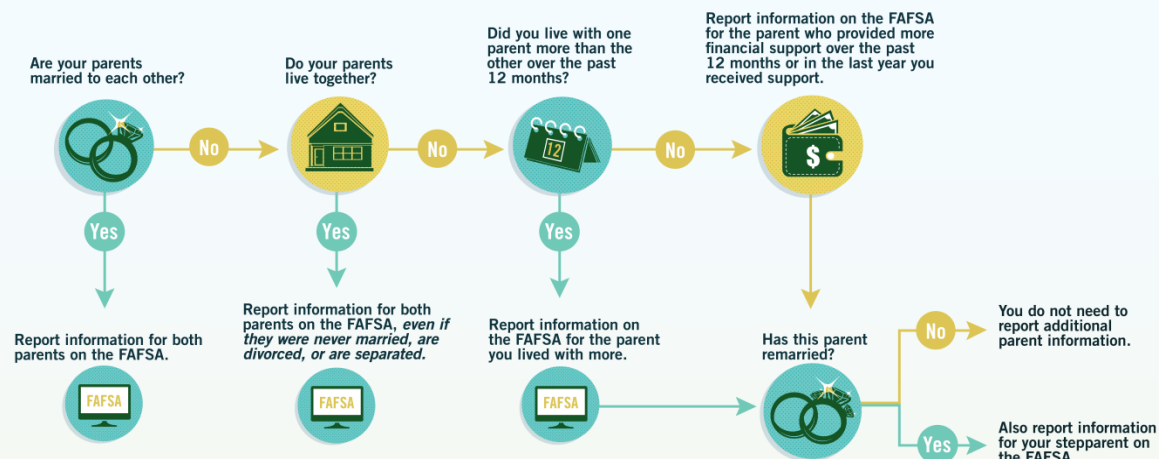
©2010 fafsa.gov. All rights reserved.

Whose info goes on a FAFSA?

WHO'S MY PARENT WHEN I FILL OUT MY FAFSA®?

Dependent students are required to report parent information on the *Free Application for Federal Student Aid (FAFSA)*.¹ For reporting purposes, "PARENT" means your legal (biological or adoptive) parent or stepparent, or a person that the state has determined to be your legal parent.

Use this guide to figure out which parent's information to include (depending on your family situation).



The following people are not your parents unless they have legally adopted you:



Widowed Stepparent



Grandparents



Foster Parents



Legal Guardians



Older Brothers or Sisters



Aunts or Uncles

If you're not sure whom to report as a parent, you can visit StudentAid.ed.gov/fafsa/filling-out/parent-info or call 800-4-FED-AID (800-433-3243).

¹ If you're not sure whether you are a dependent student, go to StudentAid.ed.gov/fafsa/filling-out/dependency

Federal Student Aid
An OFFICE of the U.S. DEPARTMENT of EDUCATION

PROUD SPONSOR of
the AMERICAN MIND®

CASH FOR C//LLEGE



California
Student Aid Commission

Edvisors®

Section 5 – Financial Information

Parent Tax Filing Status

Student Demographics School Selection Dependency Status Parent Demographics **Parent Financials** Student Financials Sign & Submit Confirmation

PARENT INFORMATION

✓ Application was successfully saved.

Attention! You must provide financial information from your parents' 2019 tax return on the following pages.

For 2019, have your parents completed their IRS income tax return or another tax return?

Already completed

What type of income tax return did your parents file for 2019?

IRS 1040

For 2019, what is your parents' tax filing status according to their tax return?

Married-Filed Joint Return

IRS Data Retrieval Tool

Applying is faster and easier if your parents transfer their tax return information into this FAFSA with the IRS Data Retrieval Tool (IRS DRT).

[LINK TO IRS](#)

[PREVIOUS](#)

[NEXT](#)

Site Last Updated: Sunday, September 27, 2020

[Download Adobe Reader](#)

©2010 fafsa.gov. All rights reserved.

Tax Return Filers

- ✓ Select “Already Completed” or “Will File”
- ✓ Select “tax filing” status

Use the IRS Data Retrieval Tool !!

Non-Tax Return Filers

- ✓ Select “Will not file”

Student Leaving FAFSA

Student Demographics School Selection Dependency Status Parent Demographics Parent Financials **Student Financials** Sign & Submit Confirmation

STUDENT INFORMATION

Leaving FAFSA on the Web

You have entered answers to one or more income questions. FAFSA on the Web will delete these responses and replace them with information contained in your tax return when you transfer your IRS tax information into this FAFSA.

You are now leaving FAFSA on the Web and will be transferred to the IRS Web site to access your IRS tax information. Your FAFSA information will be saved.

Your saved FAFSA will automatically open either when you transfer your information from the IRS or choose to return to FAFSA on the Web from the IRS Web site. If you do not transfer your information or choose not to return to FAFSA on the Web from the IRS Web site, you will have to log in to open your saved FAFSA.

For the FAFSA information to be saved, you must click "OK" to continue or click "Cancel" to stay on this page. Your FAFSA information will be saved if you choose to continue.

[OK](#) [CANCEL](#)

[Show Application Data](#)

Site Last Updated: Sunday, September 27, 2020

[Download Adobe Reader](#)

©2010 fafsa.gov. All rights reserved.

IRS

Return to FAFSA | Help | Logout | English

2019 Federal Income Tax Information

Got Data

Based on the information you provided, the Internal Revenue Service (IRS) located your income tax return. With your permission below, the IRS will securely transfer your tax information to the U.S. Department of Education (ED) to populate any applicable FAFSA® questions.

For your protection, the IRS will not display your tax information and will further encrypt any tax information transferred using the IRS DRT. Therefore, ED is unable to display your tax information on your FAFSA form.

The data retrieved from your tax return is limited to the items listed below as you reported to the IRS:

Tax Year	Type of Return Filed	Unearned Portion of IRA Distributions & Pensions/Annuities
Name(s)	Adjusted Gross Income	Tax-exempt Interest Income
Social Security Number	Income Earned from Work	IRA Deductions and Payments
Filing Status	Income Tax	Status of Amended Returns Received
IRS Exemptions	Education Credits	Schedule 1 Evaluation

Refer to your tax records if you have a question about the values you reported.

Transfer My Tax Information into the FAFSA Form

The tax information provided to fafsa.gov will populate the answers to the appropriate FAFSA questions. After the FAFSA questions are populated, your IRS session will end, and you will return to your FAFSA form. Check this box if you are choosing to transfer your information.

☐ [TRANSFER NOW](#)

Do Not Transfer My Tax Information and Return to the FAFSA Form

By clicking the "Do Not Transfer" button, you are choosing not to transfer your tax information electronically. Your IRS session will end, and you will return to your FAFSA form.

☐ [DO NOT TRANSFER](#)

IRS Privacy Policy | Accessibility

Section 7 – Signature Page

Signature Status

Student Demographics School Selection Dependency Status Parent Demographics Parent Financials Student Financials Sign & Submit Confirmation

Both you and a parent need to sign your FAFSA.

Only sign for yourself. If you and your parent are not together, one of you can sign, save the application and then exit. Give the "save key" to the other person who can log in with it and sign and submit the FAFSA.

Be sure not to mix up your and your parent's FSA IDs when signing.

Student Signature Needed

Signature Status: Unsigned

PROVIDE STUDENT SIGNATURE

Parent Signature Needed

Signature Status: Unsigned

PROVIDE PARENT SIGNATURE

PREVIOUS

Site Last Updated: Sunday, September 27, 2020

Signature Options

Student Demographics School Selection Dependency Status Parent Demographics Parent Financials Student Financials Sign & Submit Confirmation

Student Signature for

Social Security Number: XXX-XX-1111
Last Name: last
Date of Birth: 06/06/2000

SIGN THIS FAFSA

SIGNATURE STATUS NEXT

Site Last Updated: Sunday, September 27, 2020

© 2010 fafsa.gov. All rights reserved.

Download Adobe Reader

Signature Options

Student Demographics School Selection Dependency Status Parent Demographics Parent Financials Student Financials Sign & Submit Confirmation

Parent Signature for

Social Security Number: XXX-XX-2222
Last Name: last
Date of Birth: 06/06/1960

What is your (the parent's) FSA ID?

Do not enter the FSA ID if you are not the parent.

FSA ID Username, E-mail Address, or Mobile Number

test351

[Forgot Username](#) | [Create an FSA ID](#)

FSA ID Password

[Forgot Password](#)

SIGN THIS FAFSA

OTHER OPTIONS TO SIGN AND SUBMIT

SIGNATURE STATUS NEXT

Site Last Updated: Sunday, September 27, 2020

© 2010 fafsa.gov. All rights reserved.

Download Adobe Reader

ONE PARENT

- ✓ Sign electronically with FSA ID
- ✓ If no SSN = Click "Other Options"

STUDENT


- ✓ Sign electronically with FSA ID
- ✓ Student will click "Sign This FAFSA"

Confirmation Page

Review and **KEEP!**

- ❑ A copy will be sent via email – don't delete it!
- ❑ Confirms date/time of submission
- ❑ Initial submission satisfies March 2nd Deadline
- ❑ Make sure **ALL** colleges are listed
- ❑ Expected Family Contribution (EFC)
- ❑ Federal Pell Grant Estimate
- ❑ Can transfer parent's info to another FAFSA


2021-2022 Confirmation Page


 **Congratulations, First!**
Your FAFSA was successfully submitted to Federal Student Aid.


Confirmation Number: F 00600669903 07/13/2020 16:32:10
Data Release Number [\(DEN\) 2866](#)

What Happens Next

- In 7-10 business days, we will mail you a Student Aid Report (SAR) notifying you that your FAFSA was processed.
- Your FAFSA information will be made available to your school(s), and they will use it to determine the aid you may be eligible to receive.
- Your school(s) will contact you if they need more information or when they are ready to discuss your financial aid award.
- If you have questions about your financial aid package, contact your school(s).

[PRINT THIS PAGE](#) 

Start your state application to apply for Iowa state-based financial aid. 

Does your brother or sister need to complete a FAFSA?
If so, you can transfer your parents' information into a new FAFSA for your brother or sister to save time. Your parents will have to provide a signature again, but that's all. 


[Expand All](#)

> Estimated Expected Family Contribution (EFC) = 002592



> IRS Information

> School(s) on your FAFSA:

School Name	Graduation Rate	Retention Rate	Transfer Rate	Additional Information from College Scorecard
MID-ATLANTIC CHRISTIAN UNIVERSITY	31%	62%	0%	NA

 If you have questions, visit StudentAid.gov/fafsa/help

[TAKE A SURVEY](#)

10K
 Share  Tweet

Site Last Updated: Sunday, September 27, 2020 [Download Adobe Reader](#)

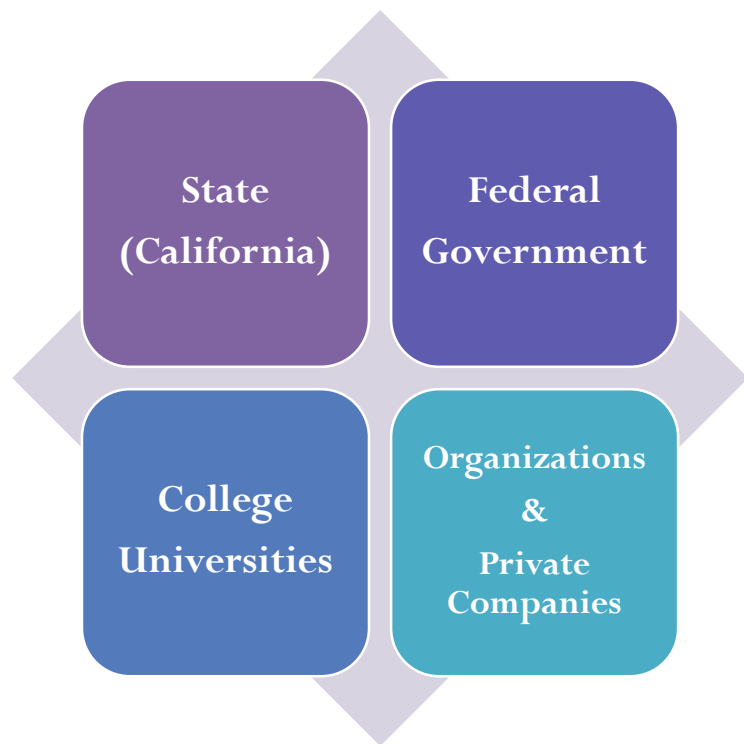
©2010 fafsa.gov. All rights reserved.



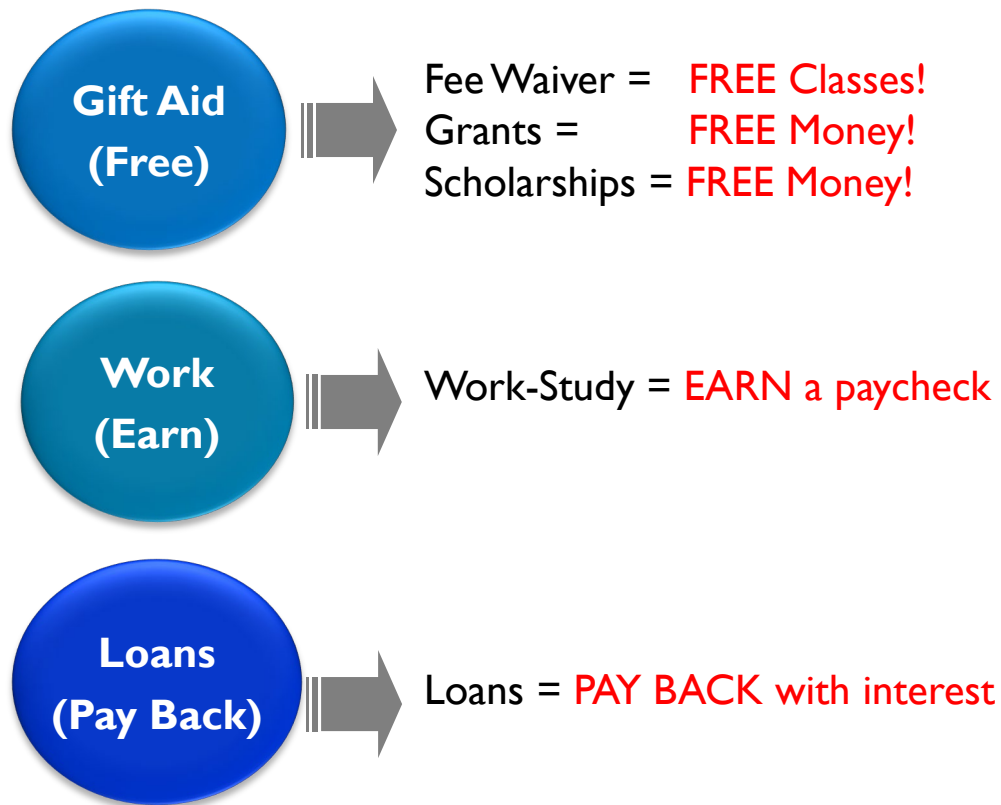
California
Student Aid Commission

Sources & Types of Aid

Where \$ Comes From



Free – Earn – Pay Back



Need-Based Aid—2020-2021 Federal Programs

Program	Award Amount	Notes
Pell Grant	Up to \$6,345	Lifetime Eligibility 600% (max)
FSEOG (grant)	Up to \$4,000	Priority to Pell eligible students
Work Study	Varies by school	On and off-campus employment
Subsidized Direct Loan	\$3500- \$5500 (undergrad level)	Interest subsidy during periods of enrollment of at least ½ time (150% max eligibility)



Need-Based Aid -2020-2021 California Programs

California Programs	Award Amount
Cal Grant A and B (new student tuition/fees)	Up to \$12,570 (UC) & \$5,742 (CSU); \$9,084 (Independents); \$4,000 (For Profit)
Cal Grant B Access Award	\$1,656 (at all schools) CC - additional grants for FT (12-15 units)
Cal Grant C	Up to \$2,462 at non CC + \$547 B/S \$1,094 at CC + additional grants for FT
Chafee Grant (Former Foster Youth)	Up to \$5,000
UC Student Aid	\$100 or more
California State University Grant	Covers full system-wide fees
California College Promise Grant (CCPG) – formally BOG	Covers all Enrollment Fees
Law Enforcement & Personnel Dependents Grant	\$13,665 (for up to four years)
California Dream Loan	Maximum \$4,000 each year
Middle Class Scholarship	Up to \$5,028 (UC) & \$2,298 (CSU)

Cal Grant A

At Least
3.0 GPA

Cal Grant B

At Least
2.0 GPA

Cal Grant C

No Minimum
GPA
Required

H.S. Seniors – Recent Grads:

- ❑ Meet all Requirements
- ❑ Submit by **March 2**: FAFSA or Dream Act + GPA Verification
- ❑ Cal Grant High School **Entitlement Award** Means...

Income/Asset Ceiling Limits:

- ❑ www.csac.ca.gov

WebGrants for Students:

- ❑ <https://mygrantinfo.csac.ca.gov/logon.asp>

GUARANTEED



CASH FOR C//LLEGE



California

Student Aid Commission



CALIFORNIA
STUDENT AID
COMMISSION

®

Scholarships

- College websites

- ✓ SMCCCD (APPLICATION OPENS NOV. 1, 2020)

<https://smccd.academicworks.com/>

- Outside searches

- ✓ www.scholarshipexperts.com

- ✓ www.fastweb.com

- ✓ www.scholarships.com

- ✓ <https://bigfuture.collegeboard.org/scholarship-search>

Don't pay money to get money in searching for scholarships or applying for financial aid!



Special Circumstances/Professional Judgements

- **Change in employment status**
 - Dislocated workers/Loss of employment (i.e. COVID-19, EDD)
- **Change in parent marital status**
- **Medical expenses not covered by insurance**
 - Elder care expenses
- **Unusual dependent care expenses**

The Financial Aid Office has authority to make a dependent student independent *if* unusual circumstances exist:

- **An abusive family environment**
- **Abandonment by parents**
- **Inability to locate parents**



Important Things to Remember

DEADLINE DATES – Do NOT Miss Them!

Submit your FAFSA or CADAA by March 2nd (Cal Grant Priority)

Do Not Miss – March 2nd Deadline!

- ❑ Cal Grants A/B
- ❑ State University Grants (CSU)
- ❑ UC Grants (UC)
- ❑ Middle Class Scholarship (CSU/UC)
- ❑ Submit/Re-new every academic year – until you graduate!



- Submit required documents on time
- Accept/decline your awards
- Make sure all your tuition is paid by the payment deadline date – don't get dropped!
- If planning to live on campus, make sure all deposits are submitted by deadline date

If Unsure, Don't Assume! Do Your Research and Ask Questions!

Male Students: Selective Services www.sss.gov

Go See The Financial Aid Office at Your New College

Next Steps

- ❑ Student Aid Report (SAR) – Federal Aid/FAFSA
 - ✓ Review and Make Corrections – if necessary
 - ✓ Filers (with a valid email address) get an email from **Federal Student Aid** with subject “**FAFSA Results...**”
- ❑ WebGrants for Students: State Aid
 - ✓ Create an account: www.webgrants4students.org
 - ✓ Check the status of Cal Grant, CA Dream Act or Chafee Grant Application
 - ✓ Review California Aid Report (CAR)
- ❑ Be PROACTIVE – Check Student Portal, To Do List & Email weekly!
- ❑ Verification Documents – Submit on-time!
- ❑ If unsure – Don’t Assume – Ask Questions!
- ❑ Scholarships – if you meet eligibility requirements, apply to ALL!

Need Help...

FAFSA on the Web – Live Help/Chat:

- ☐ <https://studentaid.gov/h/apply-for-aid/fafsa>
- ☐ Federal Student Aid Information Center
1-800-4-FED-AID (1-800-433-3243)

Cal Grant and CA Dream Act:

- ☐ California Student Aid Commission (CSAC)
- ☐ Phone: 1-888-CA-Grant (1-888-224-7268)
- ☐ WebGRANTS for Students: <https://mygrantinfo.csac.ca.gov/logon.asp>

Special/Unusual Circumstances

- ☐ Contact/speak with Financial Aid Office
- ☐ Ask about “professional judgment” process



Remember:

It maybe an overwhelming process, but we are here to help!

Need Additional Help???

Need help filling out or renewing your FAFSA, Dream Act or California College Promise Grant Application?

Financial Aid Workshop Hours:

Mondays - 1:30 P.M. - 2:30 P.M.
tinyurl.com/MondaysFA

Thursdays - 4:00 P.M. - 5:30 P.M.
tinyurl.com/ThursdaysFA

Come prepared! You will need the following:

- 💰 FSA/User ID and password for yourself and/or parents
- 💰 2019 Tax Return (1040 or W2's) for yourself and/or parents

Contact us: (650) 738 - 4236
skyfaoffice@smccd.edu



2021-2022 FAFSA & Dream Act Application

Hosted by Karen Chadwick

HAVE QUESTIONS ABOUT FINANCIAL AID? JOIN US ON ZOOM!

Presentation ONLY with Q&A via Chat Box

Wednesday, October 14th
7:00pm-8:00pm

Click: <https://smccd.zoom.us/j/93164106146?from=msft>

We will be providing:

- A presentation on the [application process](#), timelines, types of financial aid, and [scholarships](#)
- Resources for Foster Youth and Homeless Youth
- Our collection of brief, informational videos on [Financial Aid TV](#)

Financial Aid Workshop with Live Q&A

Wednesday, October 21st
3:00pm-4:00pm

Click: <https://smccd.zoom.us/j/92779297141?from=msft>

We will be assisting students with filling out a FAFSA or DREAM Act Application. [Please click RSVP to attend.](#)

[Click here to fill out a FAFSA](#) if you are a U.S. Citizen, Permanent Legal Resident/Eligible Non-Citizen.

You **MUST** have following ready in order to attend the October 21st workshop:

- Create a [PSA ID](#) first
- SSN (if you + parent(s) have one)
- Alien Registration Number (if you are not a U.S. Citizen)
- 2019 Tax Returns and/or W-2 Forms
- Any records of untaxed income received such as SSI, child support, TANF, IRA payments, 401(k), or military allowance

[Click here to fill out a DREAM Act Application](#) if you are an AB540 or Undocumented Student.

You **MUST** have following ready in order to attend the October 21st workshop:

- Create a [Dream Act ID](#) first
- SSN or ITIN (if you + parent(s) have one)
- 2019 Tax Returns and/or W-2 Forms
- Any records of untaxed income received such as SSI, child support, TANF, IRA payments, 401(k), or military allowance

Follow us on Instagram @smccfaid for the latest updates on financial aid:

Email us at smccfaid@smccd.edu

Financial Aid Homepage: <https://collegeofsanmateo.edu/financialaid/>



Have Questions?

- You may contact our office via email at skyfaoffice@smccd.edu
- You may leave us a message at (650)738-4236
 - All messages must include your Full Name, a brief message and if you are a student at Skyline, please provide us your G#.



California
Student Aid Commission

