

EMP Student Outcome Metrics, Trends and Goals

Presentation to IEC

October 23, 2023

Ingrid Vargas, Dean of PRIE

The People's Plan Strategic Goals:

Skyline College is committed to exploring, innovating, and reimagining our College, in alignment with District priorities, to meet the ever-evolving needs of the communities we serve.

With this intention, our AY2023/24 – AY2027/28 EMP is focused on the following goals:

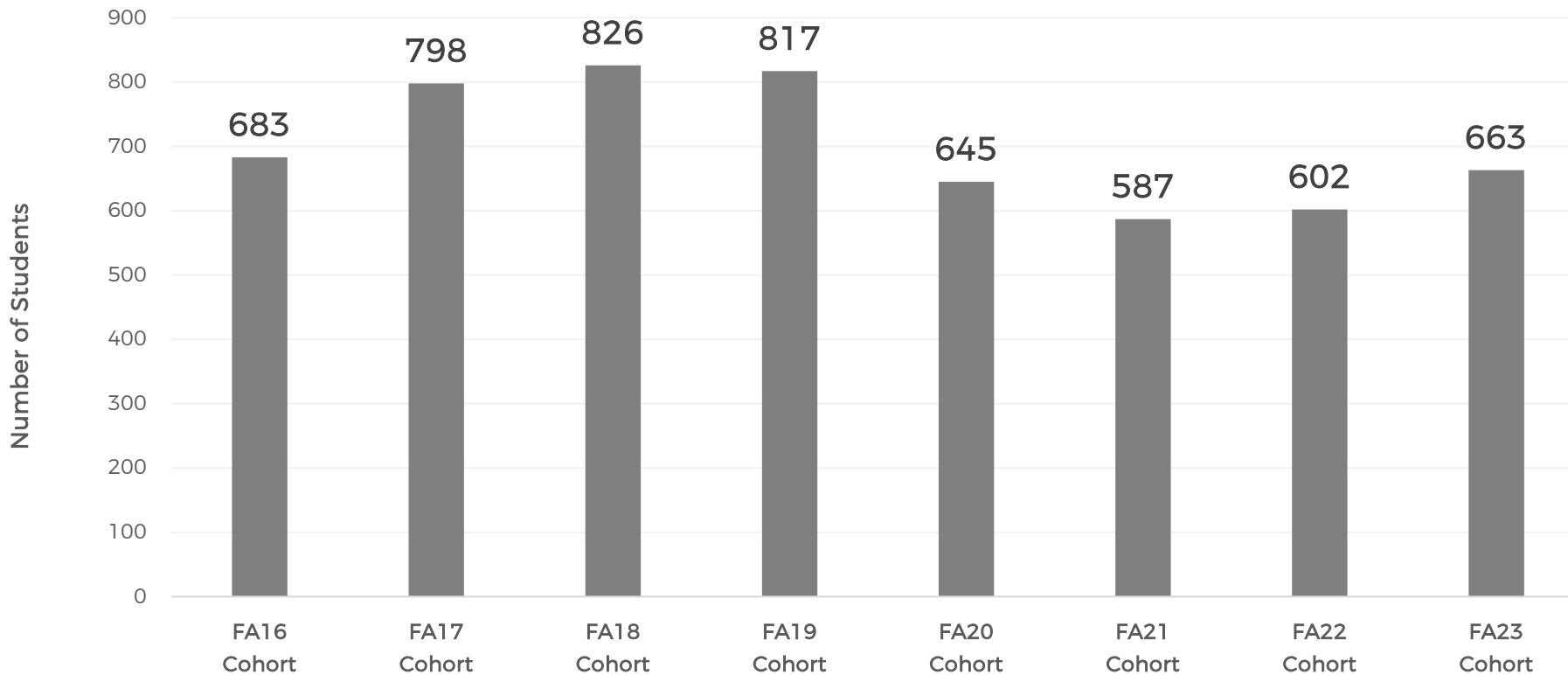
1. Be an antiracist and equitable institution.
2. Increase student enrollment by being responsive to the communities we serve.
3. Ensure that all students have the support and resources needed to achieve their educational goals.
4. Foster a thriving learning and work environment.
5. Cultivate civic-mindedness to empower self and strengthen society.
6. Ensure fiscal stability to support the College mission and maintain public trust

COHORT METRICS FOR FALL FIRST-TIME, FULL-TIME SKYLINE COLLEGE STUDENTS*	Cohort Start Term for Baseline**	Baseline	Midterm Goal	EMP 5-Year Goal	Cohort Start Term for Final Goal
		AY21-22	AY24-25	AY26-27	
% of SSSP non-exempt students completing SEP	FA21	91%	95%	98%	FA26
Fall-to-Spring persistence	FA21	87%	92%	94%	FA26
Fall-to-Spring-to-Fall persistence	FA21	73%	78%	82%	FA26
% of students earning 20+ units in first year	FA21	61%	65%	68%	FA26
% of students earning 30+ units in first year	FA21	26%	29%	33%	FA26
% completing transfer level MATH within first year	FA21	50%	52%	54%	FA26
% completing transfer level ENGLISH within first year	FA21	60%	63%	66%	FA26
% of students completing an associate degree within 2 years	FA20	16%	20%	25%	FA25
% of students transferring (with or without a degree) to a 4-year university within 2 years	FA20	22%	25%	30%	FA25
% of students completing a degree and/or transferring to a 4-year university within 2 years	FA20	27%	31%	35%	FA25
% of students completing an associate degree within 3 years	FA19	32%	36%	40%	FA24
% of students transferring (with or without a degree) to a 4-year university within 3 years	FA19	41%	44%	48%	FA24
% of students completing a degree and/or transferring to a 4-year university within 3 years	FA19	48%	50%	52%	FA24

Outcomes are for cohorts of students entering as first-time full time students in a Fall semester



First-Time Full Time Cohort Student Count



In Fall 2023...

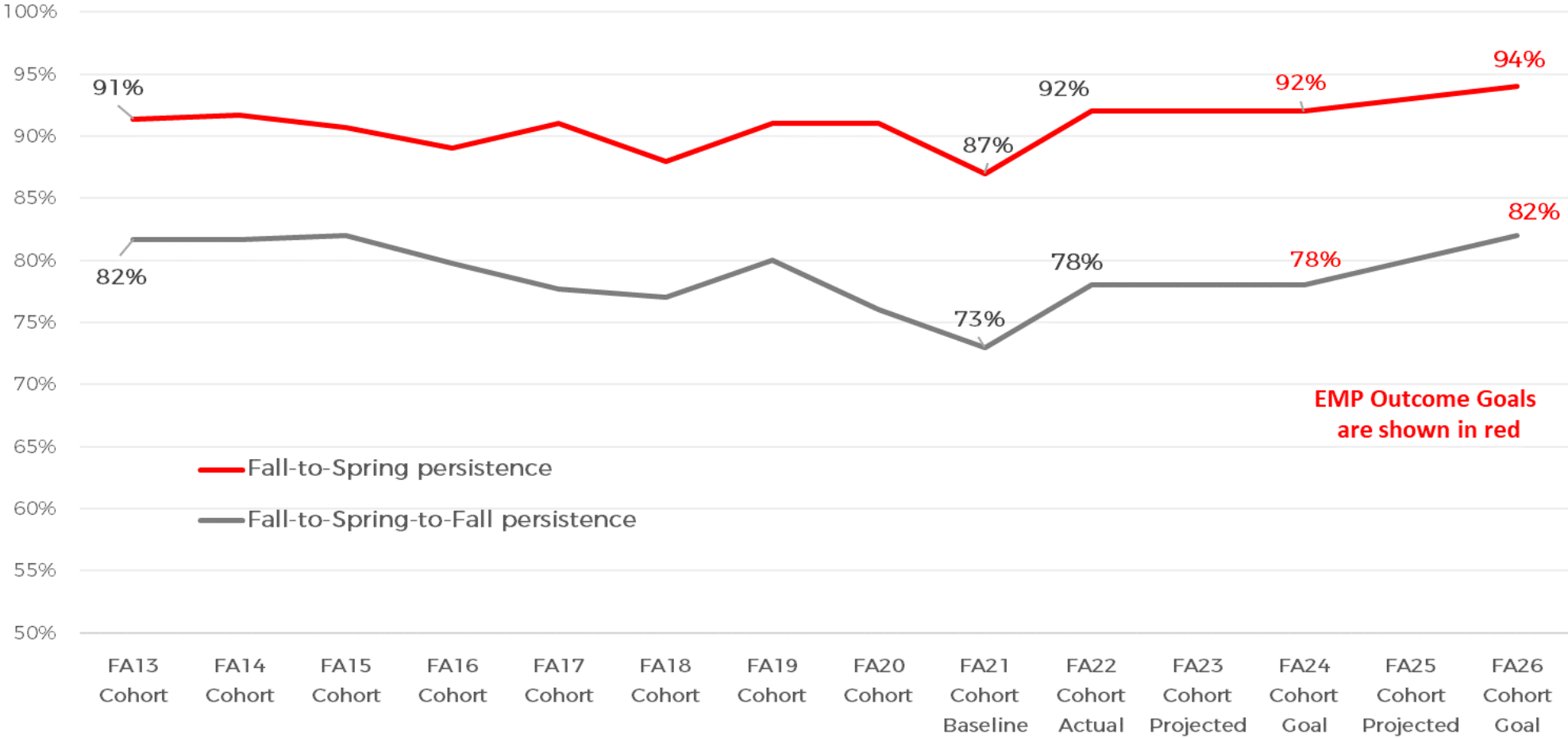
FT FT students make up 51% of all first-time students

FT FT students account for 30% of all "new" students (including reentry students)

Persistence rates have improved faster than anticipated, reaching midterm EMP goals within one year of baseline



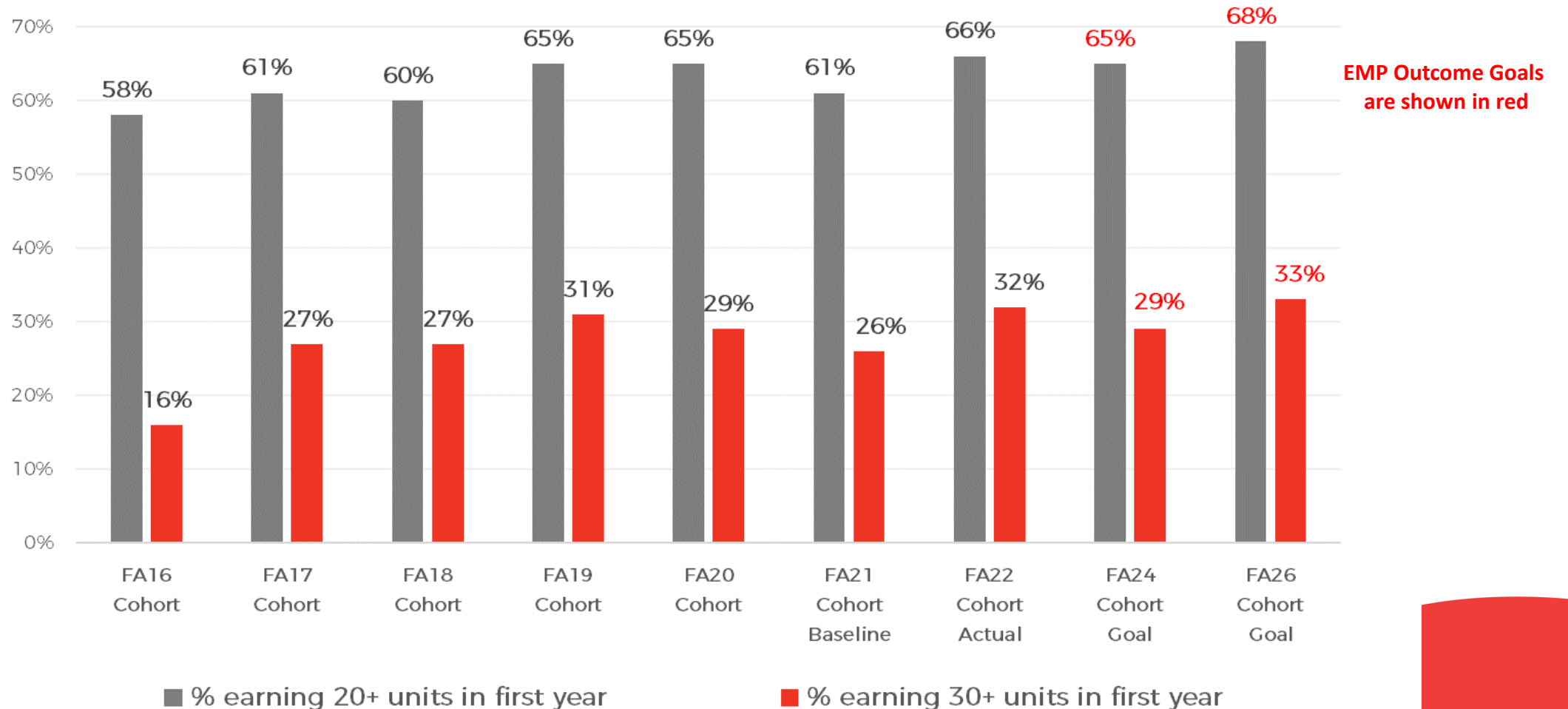
Persistence Rates for First-Time Full Time Cohorts



First year unit accumulation for the Fall 2022 cohort exceeded pre-Pandemic cohort levels

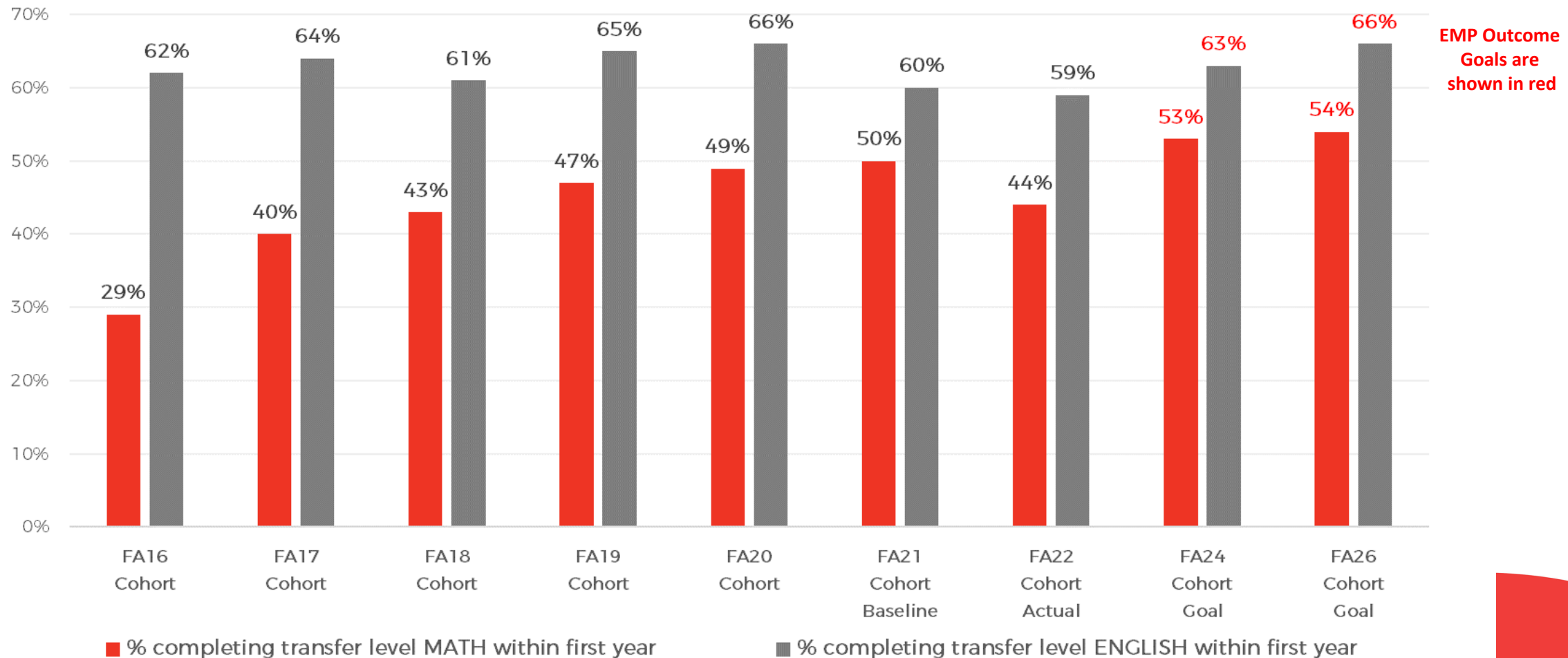


Unit Accumulation for First-Time Full Time Cohorts



Meeting EMP goals would reverse recent declines in transfer-level math and English completion

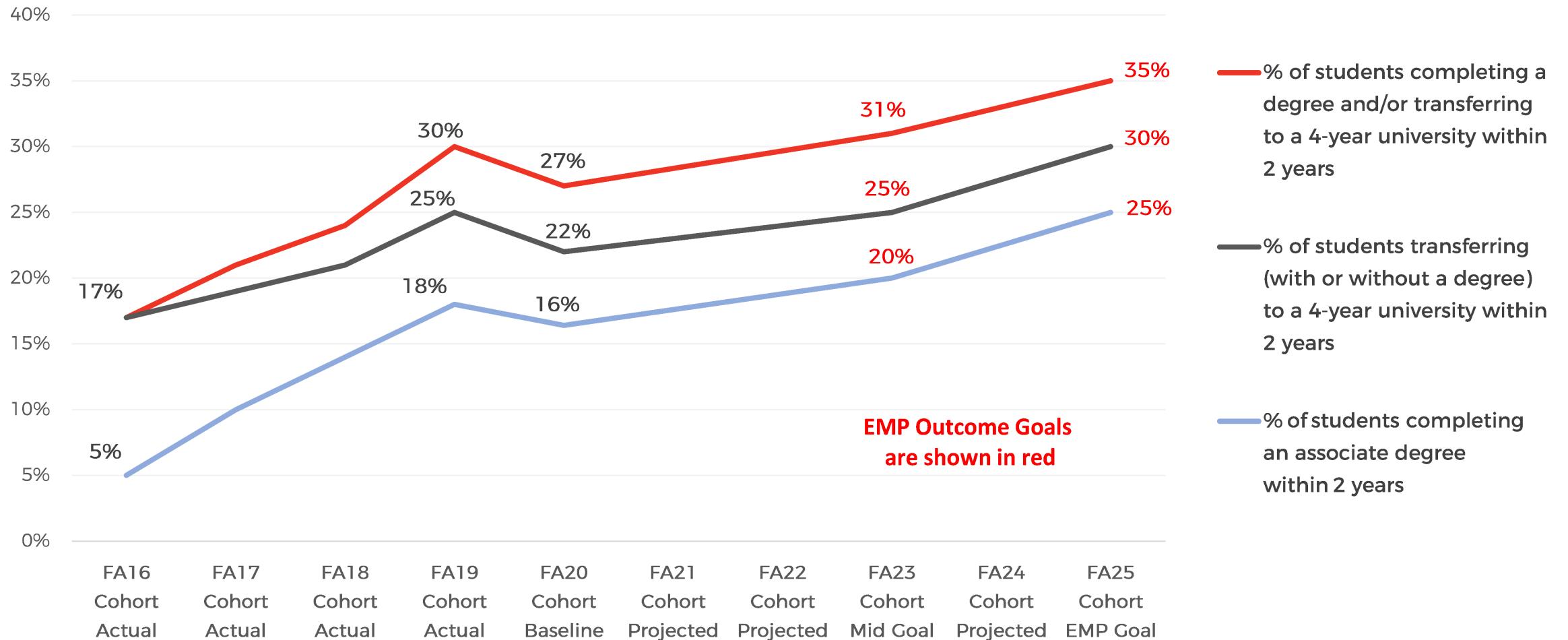
Transfer-Level Math and English Completion within First Year for First-Time Full Time Cohorts



EMP goals for 2-year completion rates are to recover from the Pandemic impact within 3 years



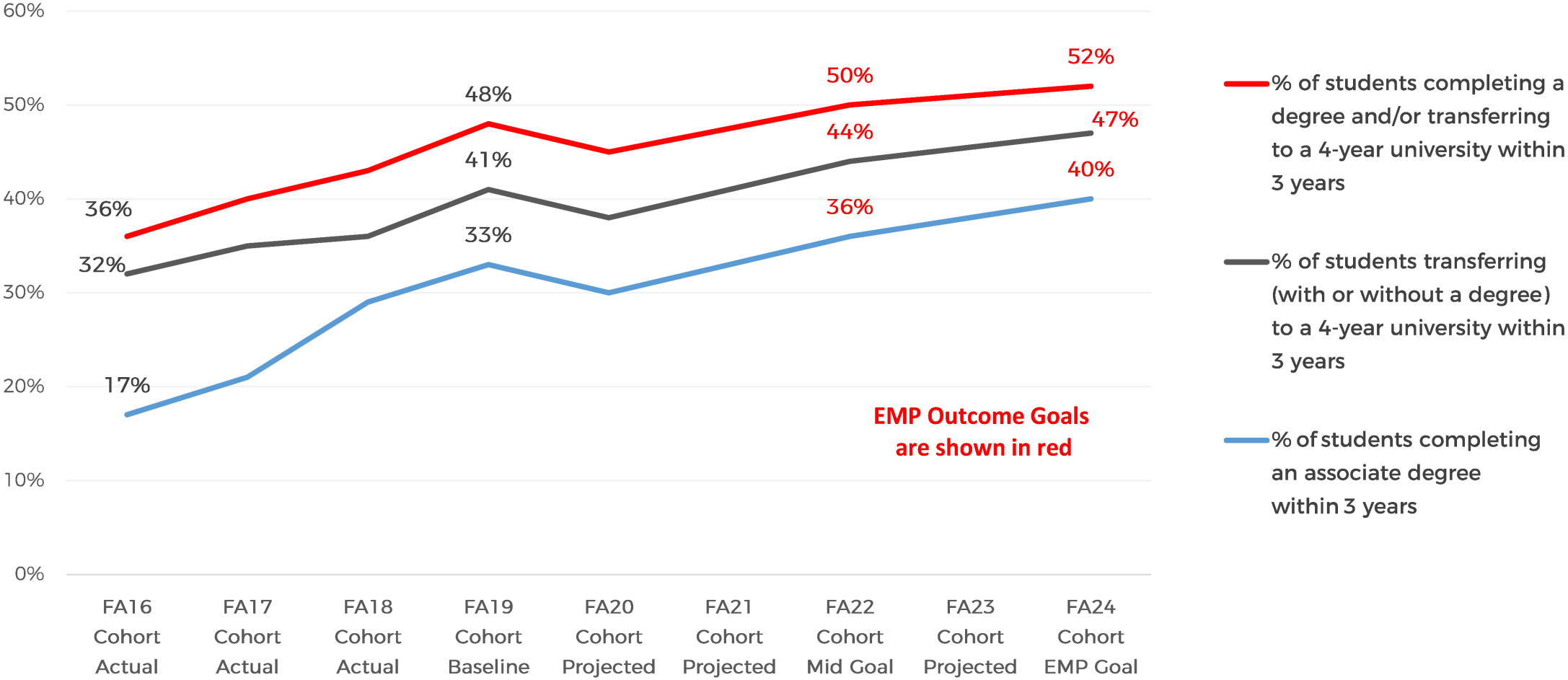
2-Year Completion Rates for First-Time Full Time Cohorts



EMP Goal: At least half of first-time full time cohort earns an associate degree or transfers within 3-years



3-Year Completion Rates for First-Time Full Time Cohorts

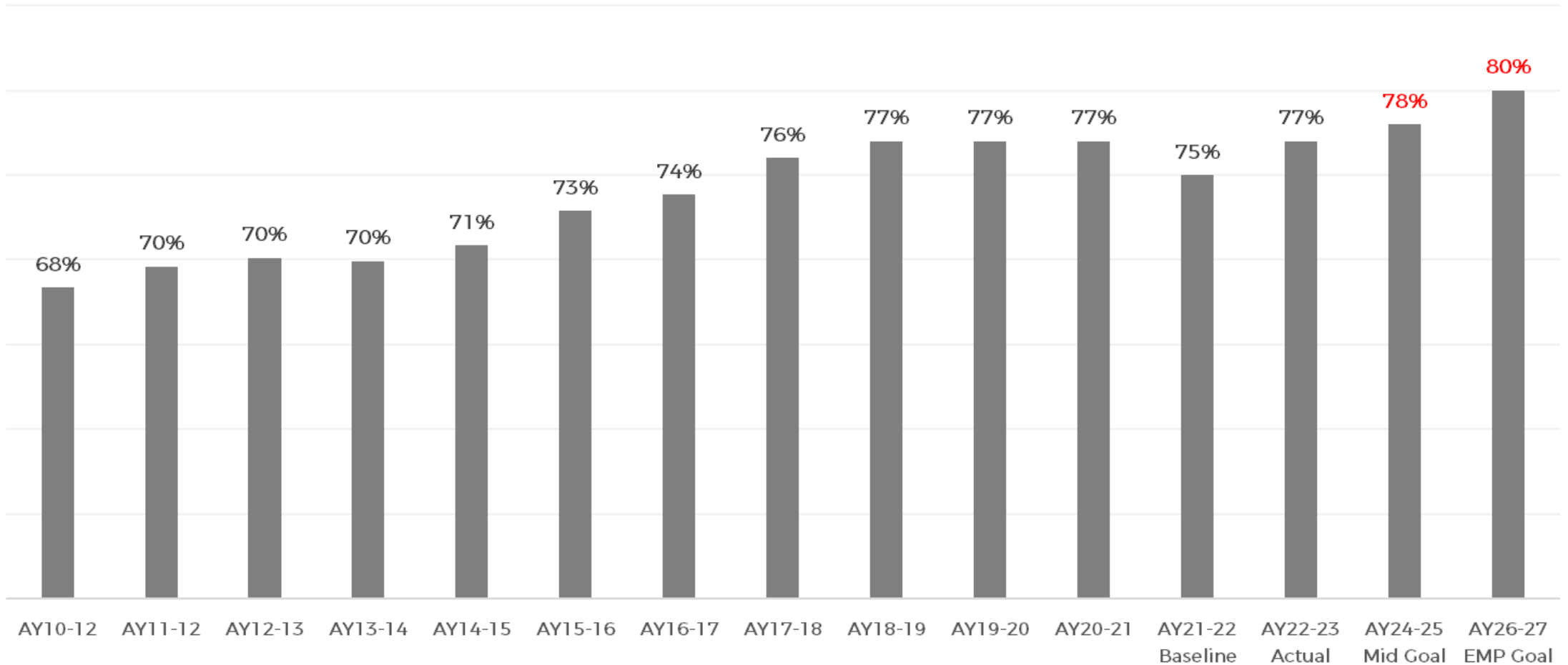


SUCCESS METRICS FOR ALL SKYLINE COLLEGE STUDENTS	Baseline Metric	Midterm EMP Goal*	Final EMP Goal
	AY21-22	AY24-25	AY26-27
Course success rates (College-wide average)	75%	77%	80%
# of students completing a certificate	265	280	300
# of students completing an associate degree	703	750	800
Median number of units attempted by first associate degree completers	86	84	82
Median number of units earned by first associate degree completers (Degree completion requires 60 units.)	79	76	74
Average time to completion of first associate degree (semesters*)	8.4	8.2	8.0
# of students transferring to a California State University (CSU)	481	500	550
# of students transferring to a University of California campus (UC)	139	150	175
# of students transferring to UC or CSU	620	650	725

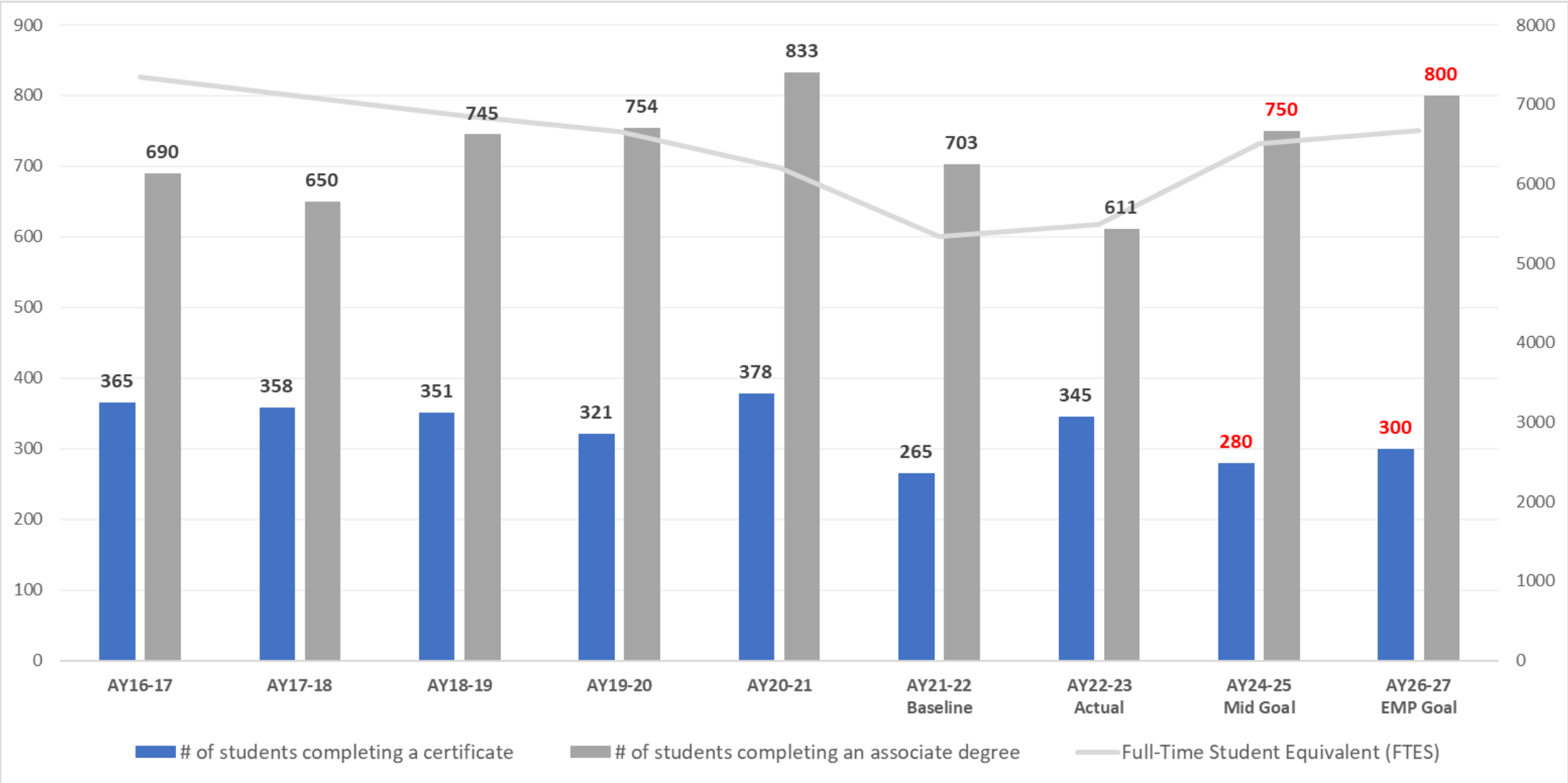
EMP Goal is to resume upward trajectory and reach 80% average course success rate by AY26-27



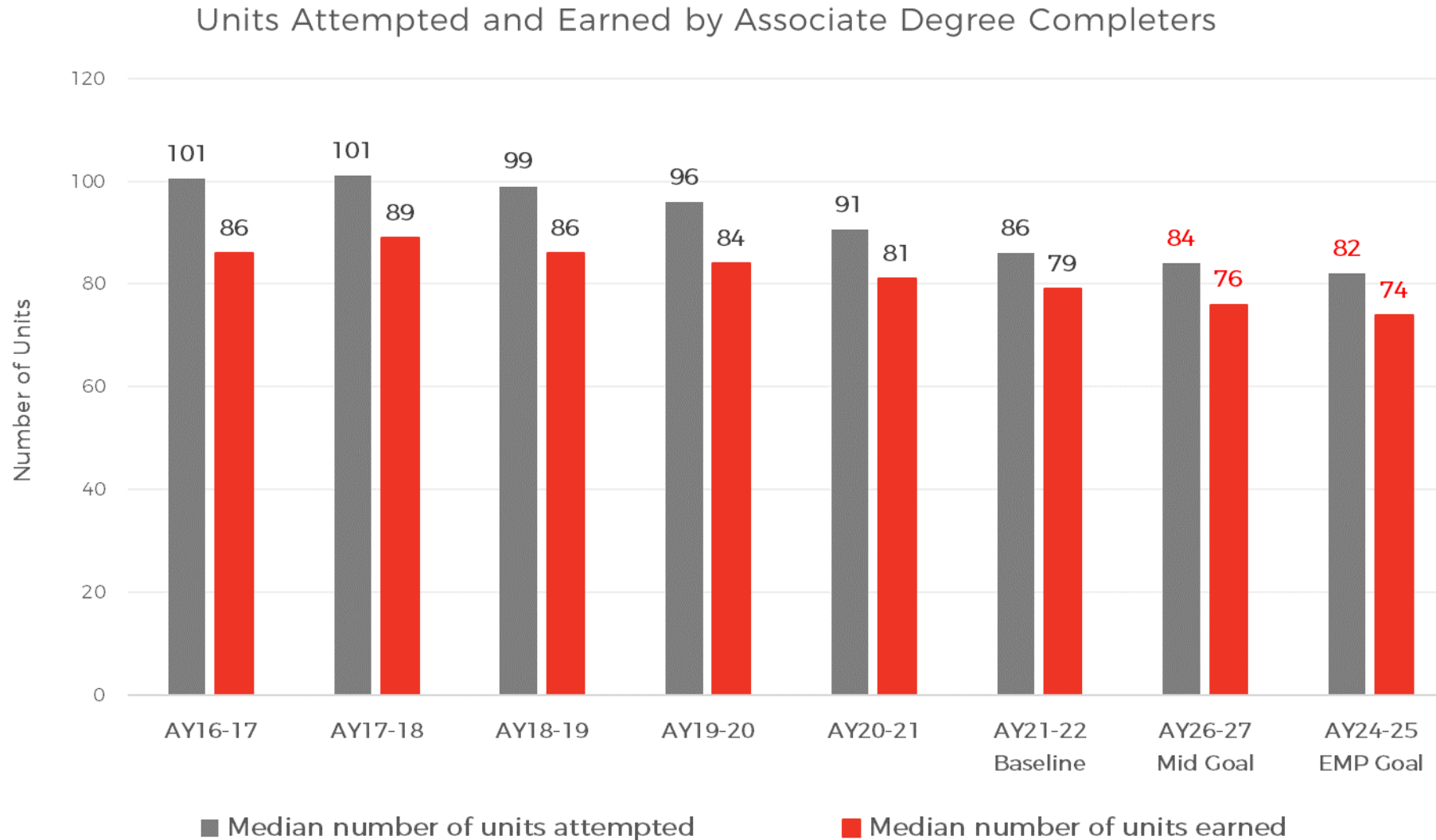
Average Course Success Rates for All Skyline Students



Number of certificate and degree earners should track with enrollment growth goals



Completers' attempted and earned units have steadily declined = less time and lower expense for students



Number of transfers depends on SKY enrollments, SKY interventions, plus CSU and UC policies



Skyline College Transfers to UC and CSU

