

# Transportation Initiative

A project of the Skyline College  
President's Council





# Transportation Initiative Strategic Connections

- December – Planning and Partnership meeting with **Peninsula Traffic Congestion Relief Alliance** (Commute.org), **President’s Council, Sustainability Coordinator and Sustainability Ambassadors Network** representatives; **Communications, Marketing and Public Relations**.
- January, February – Initiative shared with the **San Mateo County Transit Authority** and **City and County Association of Governments (C/CAG)**. Request for technical assistance approved. Contacts provided at **SamTrans** for shuttle programs.
- January, February – Campus Administration engaged by Sustainability Coordinator including the **Office of Planning, Research and Institutional Effectiveness; Academic Senate and Classified Senate; and Instructional Leadership Team**.
- April – Introduction of the initiative to **City of San Bruno** staff

# City of San Bruno Connection

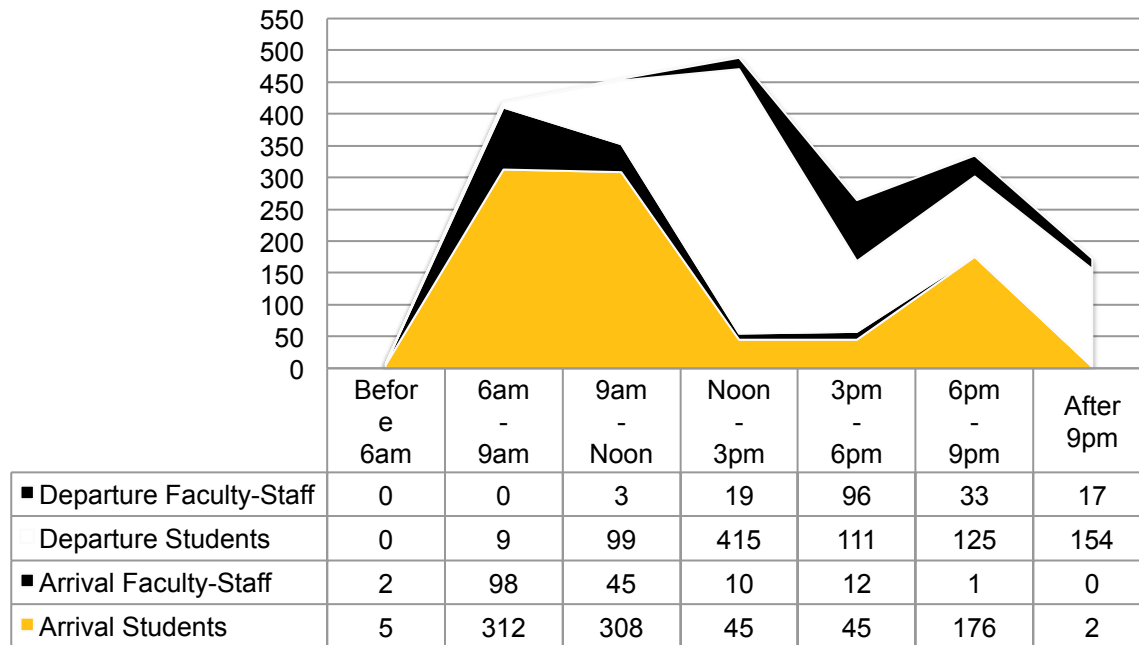


Skyline  
College  
Sustainability  
Plan

President's  
Council  
Transportation  
Initiative

City of  
San Bruno  
Climate  
Action Plan

# Arrivals & Departures Skyline College

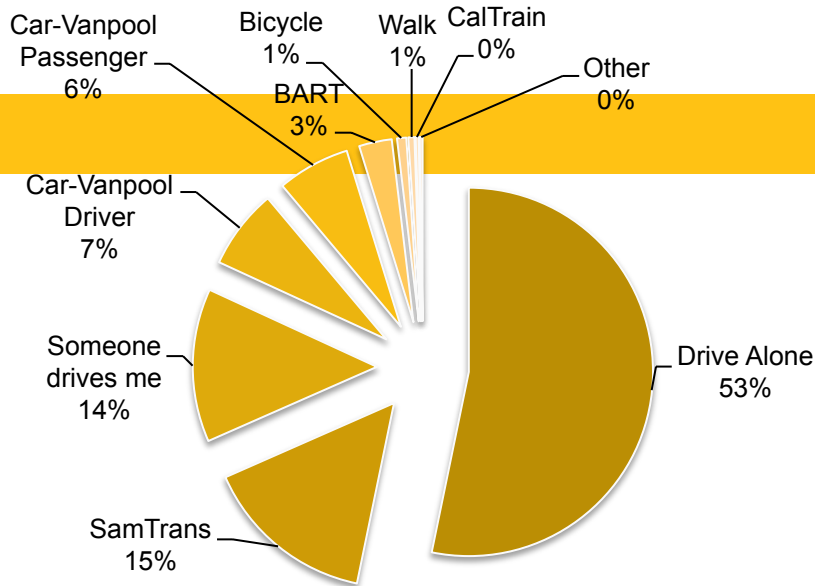




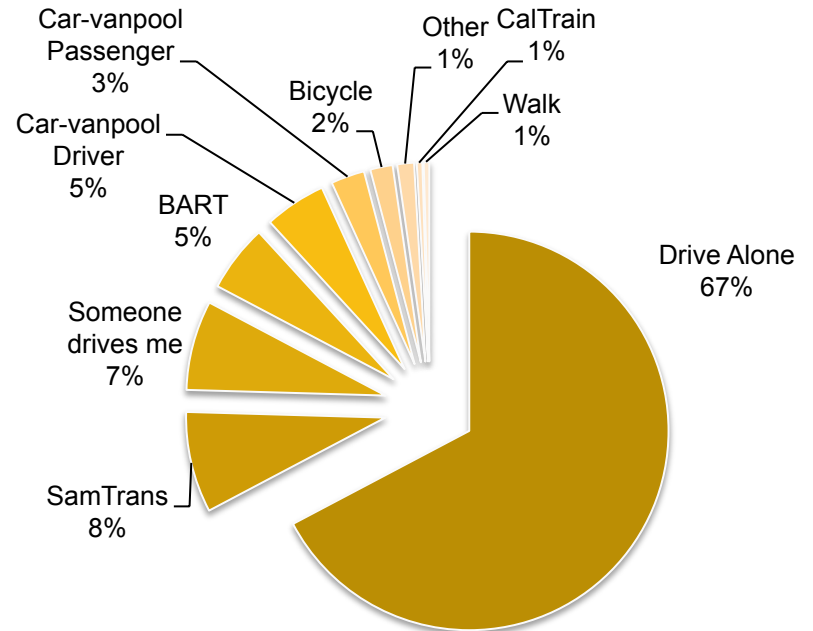
# Commute Starting Point

| Students | Traveling From                   | Faculty-Staff |
|----------|----------------------------------|---------------|
| 26%      | Daly City                        | 0%            |
| 21%      | San Francisco                    | 25%           |
| 17%      | South San Francisco              | 10%           |
| 15%      | Pacifica – Coastside             | 12%           |
| 10%      | San Bruno                        | 7%            |
| 8%       | Other Peninsula<br>(East of 280) | 24%           |
| 2        | East Bay                         | 18%           |
| 0        | Santa Clara/South Bay            | 5%            |

# Commute Modes



**Student Commute**




**Faculty - Staff Commute**

**Comparison of Commute Modes:**

San Mateo County - 71% Drive Alone; 9% Transit; 3% Walk  
 San Francisco - 36% Drive Alone; 33% Transit; 10% Walk  
 United States - 76% Drive Alone; 5% Transit; 3% Walk

# Commute Considerations



| Students | Consideration                   | Faculty-Staff |
|----------|---------------------------------|---------------|
| 74%      | Travel Time                     | 82%           |
| 56%      | Convenience /<br>Ease of Access | 61%           |
| 48%      | Cost                            | 26%           |
| 26%      | Reliability                     | 34%           |
| 26%      | Safety                          | 13%           |



## Next Steps

- Continue - expand strategic connections
  - Carpool - vanpool (Enterprise – Zimride -- Vride)
  - Opportunity for flex peak time bus routes (SamTrans; City of San Bruno)
  - Explore Shuttle (Commute.org, SMCTA, City of San Bruno, YouTube)
- Outreach to other institutes of higher education for their “lessons learned”
- Commuter benefits programs / incentives
- Report / prioritize recommendations to move forward
- Publicize alternatives and benefits