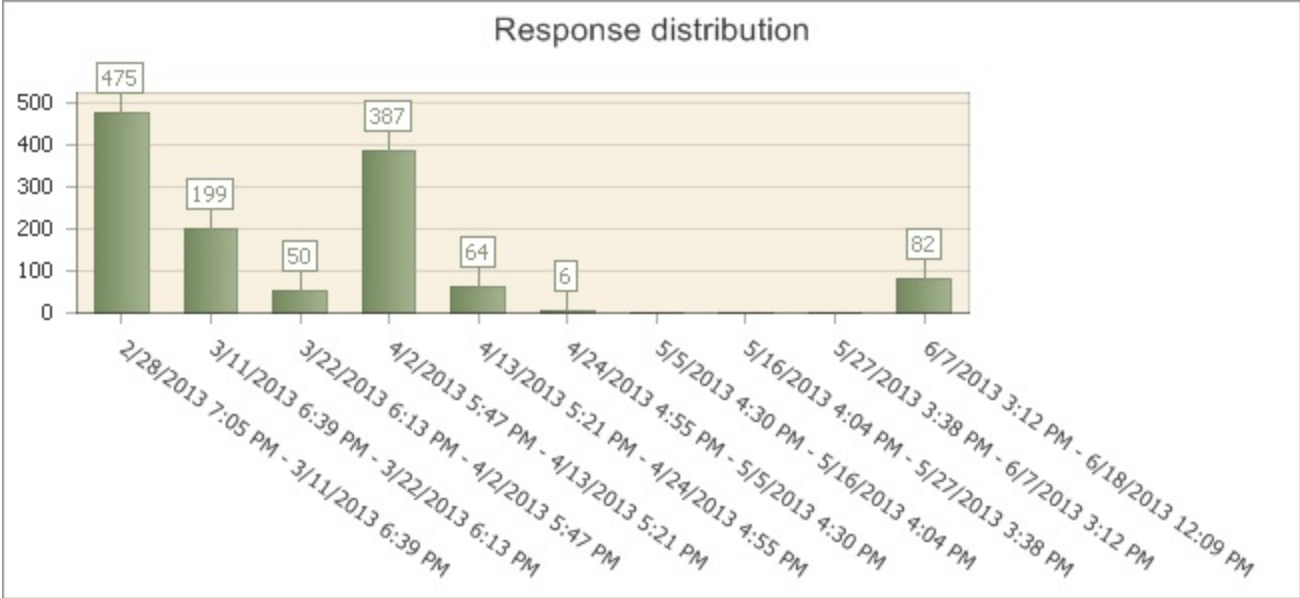


Summary of surveys in the report

Survey	# Pages	# Questions	Date opened	Date closed	Responses	# Complete responses
SMCCD Spring 2013 Career Technical Education Survey	6	37	2/28/2013		1263	1131



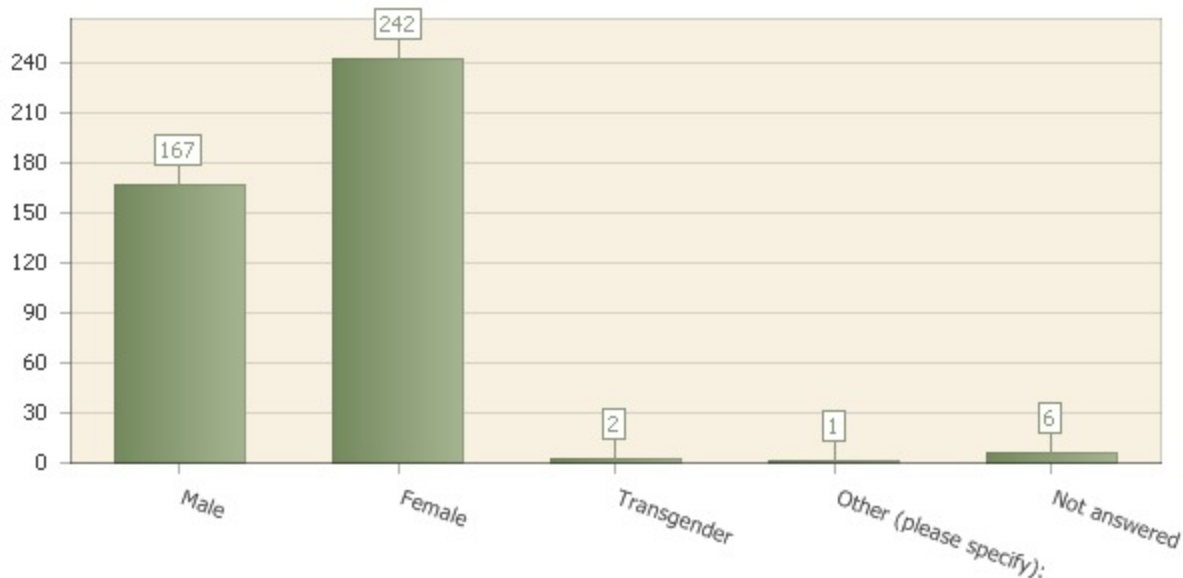
1.1.2. P1Q2

With which gender group do you most commonly identify?

Question type: Multiple choice

Number of responses: 412

Number of respondents: 418



Answer	Count	Percent answer
Male	167	40.0%
Female	242	57.9%
Transgender	2	0.5%
Other (please specify):	1	0.2%
Not answered	6	1.4%

Textual answers

Date	Respondent	Answer
3/18/2013	Anonymous	

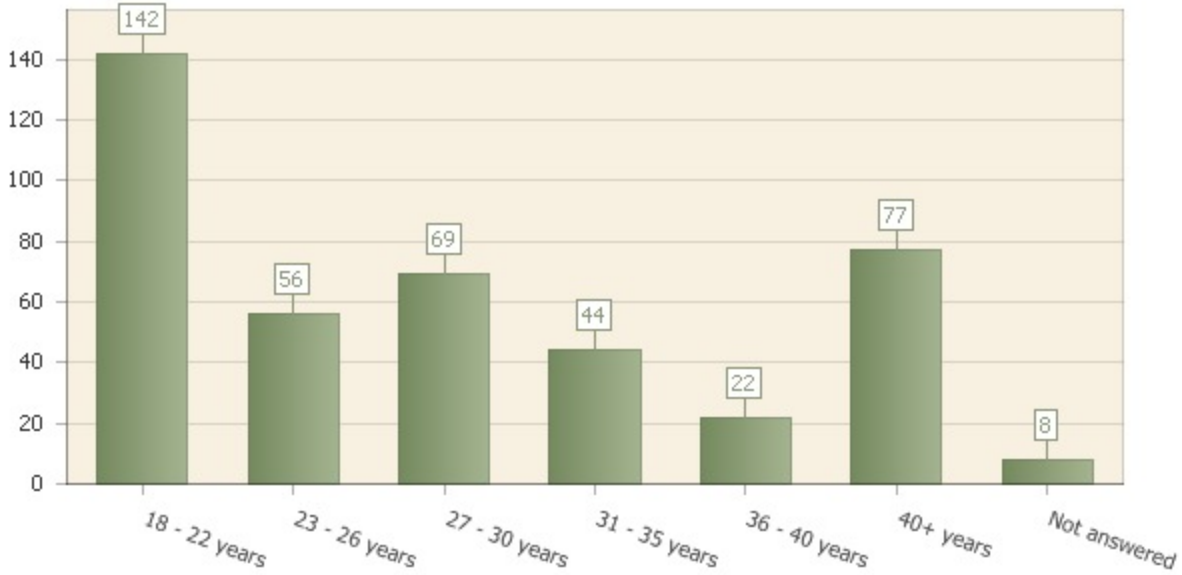
1.1.3. P1Q3

To which of the following age groups do you belong?

Question type: Multiple choice

Number of responses: 410

Number of respondents: 418



Answer	Count	Percent answer
18 - 22 years	142	34.0%
23 - 26 years	56	13.4%
27 - 30 years	69	16.5%
31 - 35 years	44	10.5%
36 - 40 years	22	5.3%
40+ years	77	18.4%
Not answered	8	1.9%

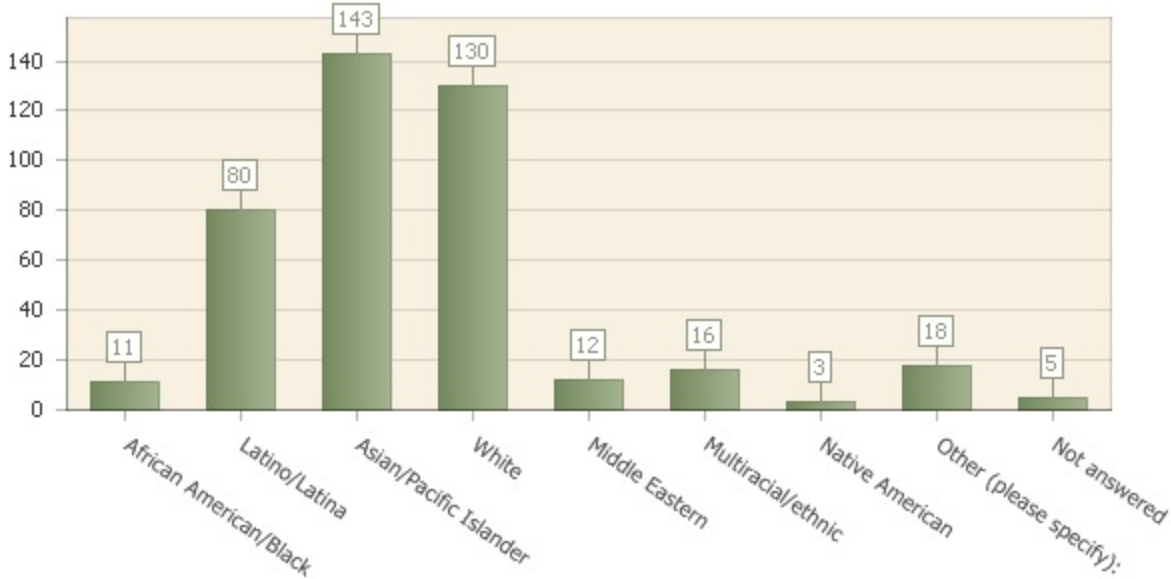
1.1.4. P1Q4

With which racial or ethnic group do you most commonly identify?

Question type: Multiple choice

Number of responses: 413

Number of respondents: 418



Answer	Count	Percent answer
African American/Black	11	2.6%
Latino/Latina	80	19.1%
Asian/Pacific Islander	143	34.2%
White	130	31.1%
Middle Eastern	12	2.9%
Multiracial/ethnic	16	3.8%
Native American	3	0.7%
Other (please specify):	18	4.3%
Not answered	5	1.2%

Textual answers

Date	Respondent	Answer
3/7/2013	Anonymous	Asian / Latino
3/18/2013	Anonymous	
4/4/2013	Anonymous	Jewish
4/8/2013	Anonymous	Mexican and White
4/8/2013	Anonymous	Asian
4/9/2013	Anonymous	The Nation of Free Luna
4/9/2013	Anonymous	white & asian
4/9/2013	Anonymous	asian/indian
4/9/2013	Anonymous	mixed
4/9/2013	Anonymous	mixed white black and latina
4/9/2013	Anonymous	half mexican/ half white
4/10/2013	Anonymous	Brazilian American
4/10/2013	Anonymous	chinese
4/13/2013	Anonymous	Italian

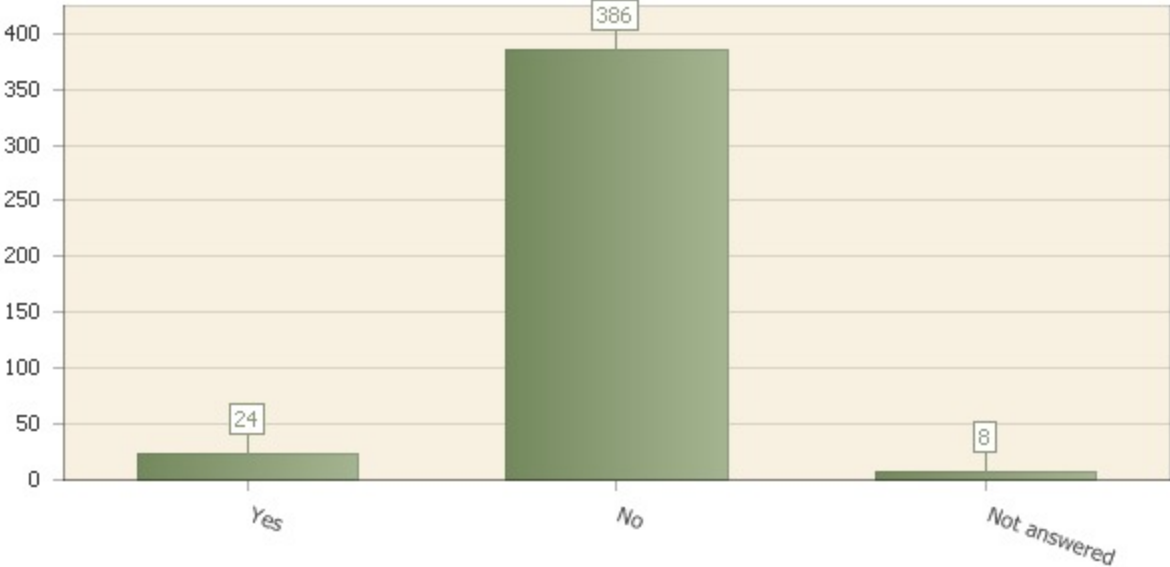
1.1.5. P1Q5

Are you an international student?

Question type: Multiple choice

Number of responses: 410

Number of respondents: 418



Answer	Count	Percent answer
Yes	24	5.7%
No	386	92.3%
Not answered	8	1.9%

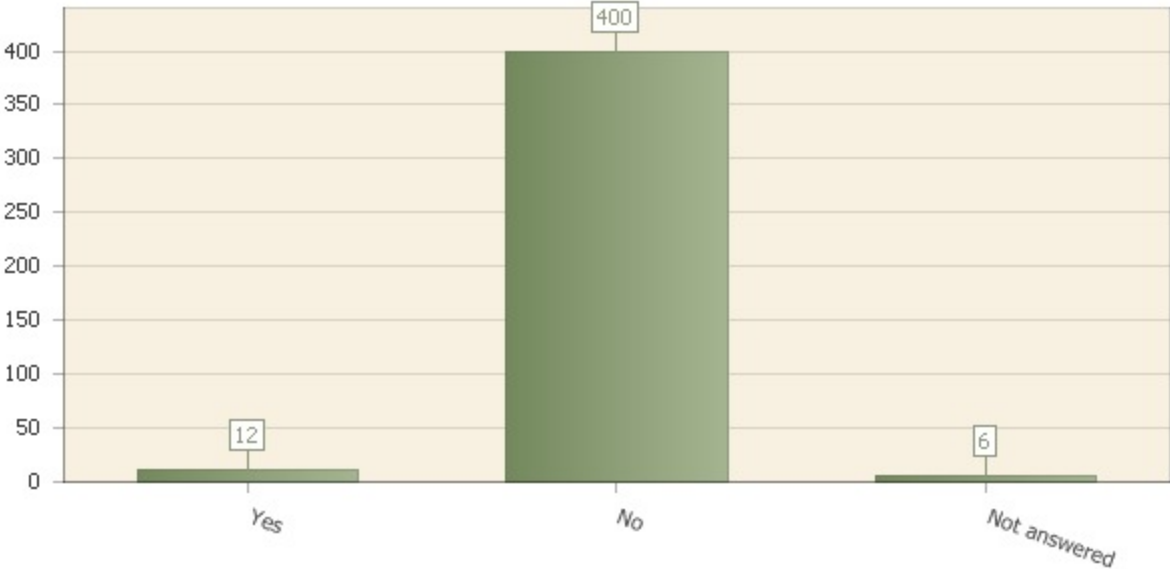
1.1.6. P1Q6

Are you a veteran of the armed forces?

Question type: Multiple choice

Number of responses: 412

Number of respondents: 418



Answer	Count	Percent answer
Yes	12	2.9%
No	400	95.7%
Not answered	6	1.4%

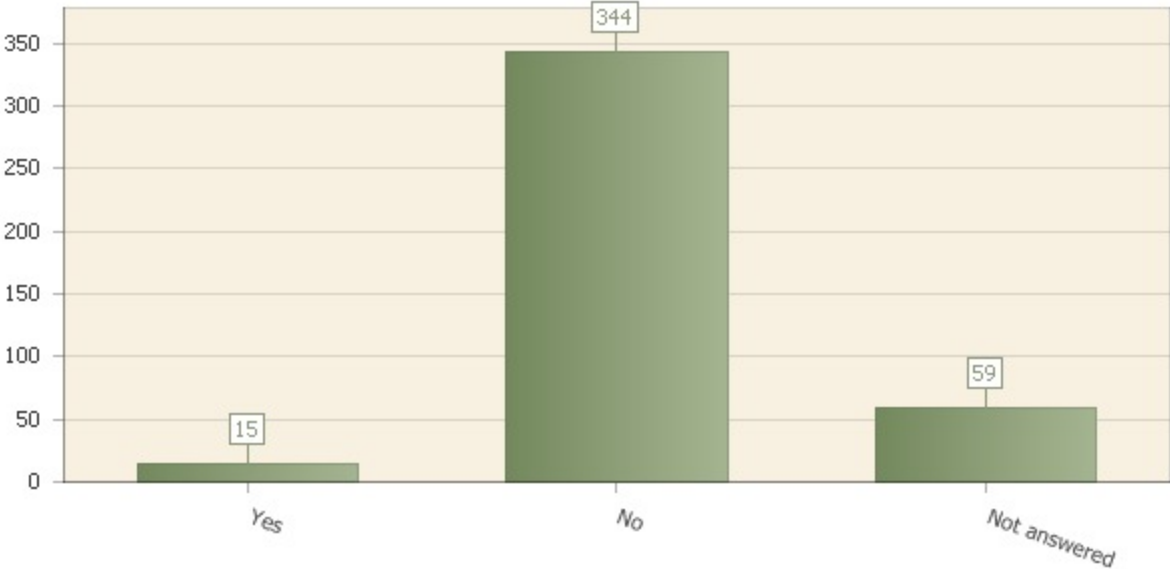
1.1.7. P1Q7

If so, are you receiving any benefits?

Question type: Multiple choice

Number of responses: 359

Number of respondents: 418



Answer	Count	Percent answer
Yes	15	3.6%
No	344	82.3%
Not answered	59	14.1%

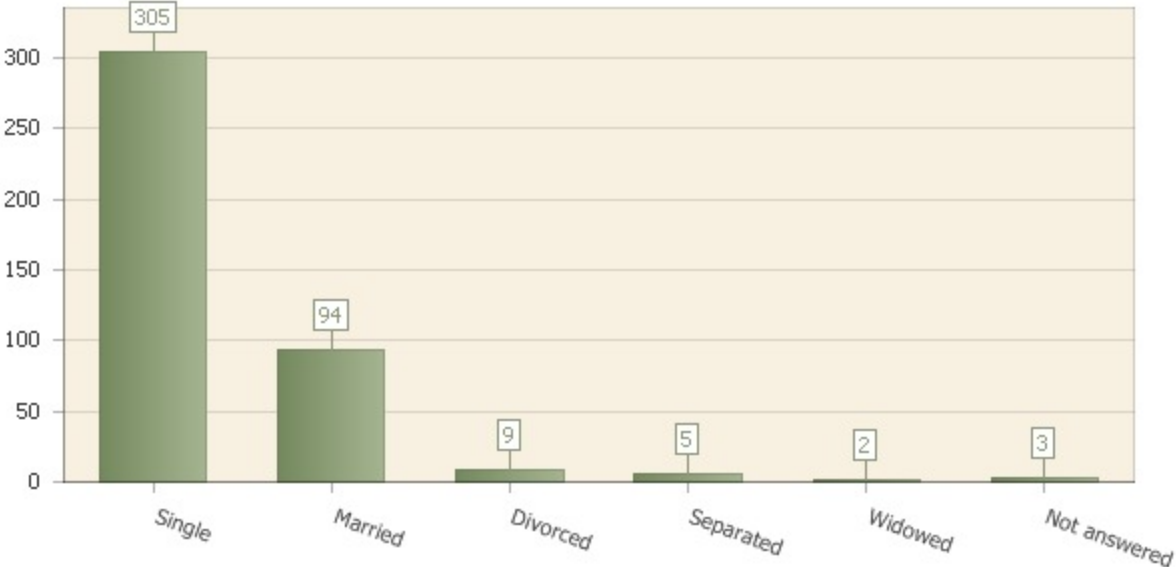
1.1.8. P2Q1

What is your marital status?

Question type: Multiple choice

Number of responses: 415

Number of respondents: 418



Answer	Count	Percent answer
Single	305	73.0%
Married	94	22.5%
Divorced	9	2.2%
Separated	5	1.2%
Widowed	2	0.5%
Not answered	3	0.7%

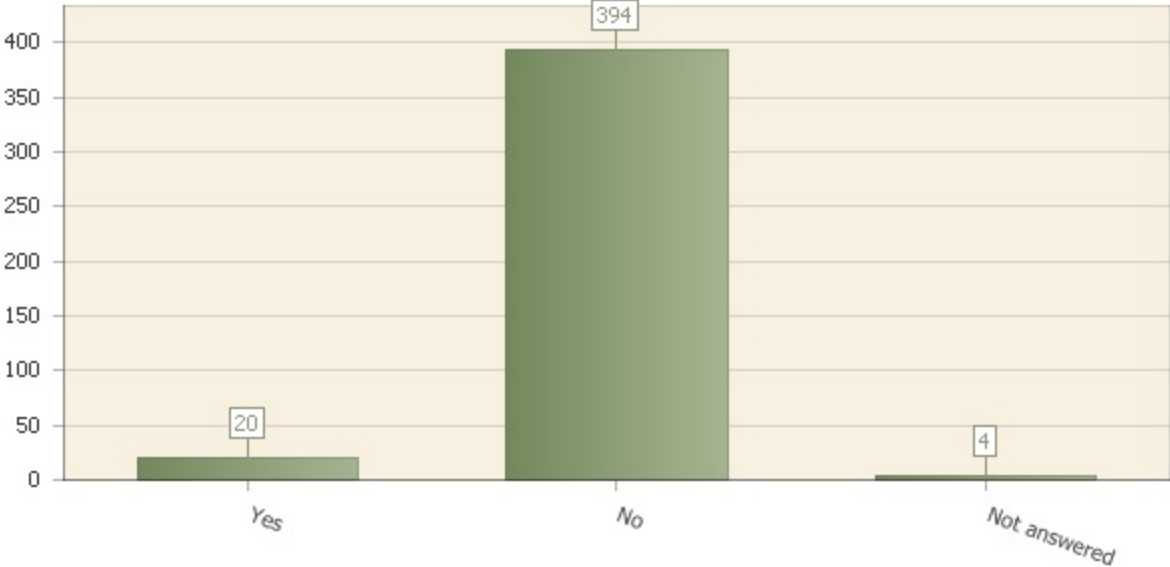
1.1.9. P2Q2

Are you a single parent with custody of one or more minor children?

Question type: Multiple choice

Number of responses: 414

Number of respondents: 418



Answer	Count	Percent answer
Yes	20	4.8%
No	394	94.3%
Not answered	4	1.0%

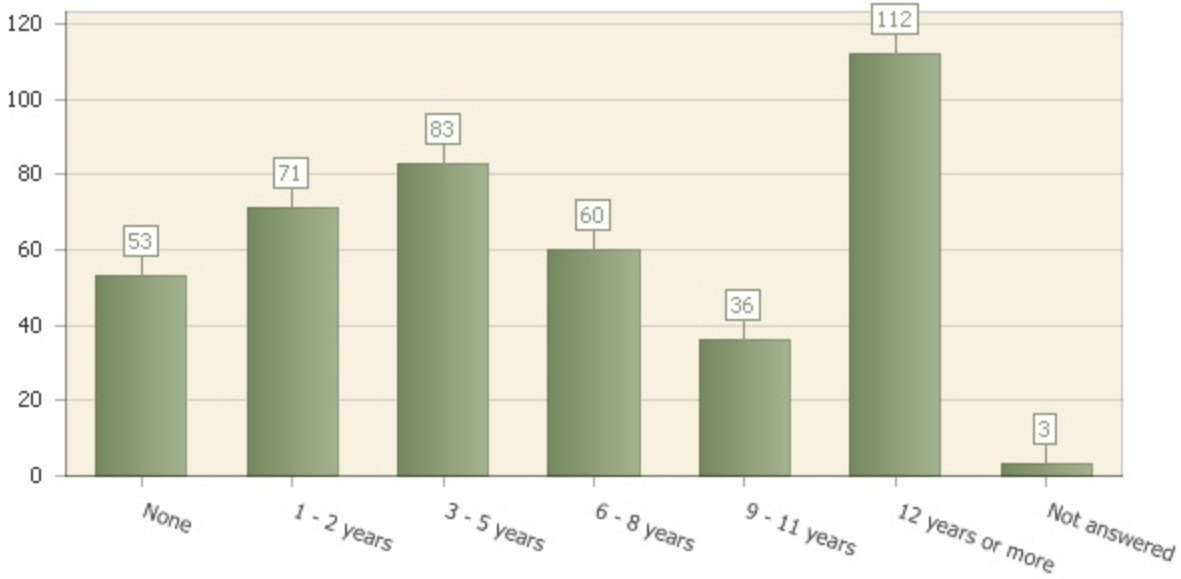
1.1.10. P2Q3

How many years of work experience do you have?

Question type: Multiple choice

Number of responses: 415

Number of respondents: 418



Answer	Count	Percent answer
None	53	12.7%
1 - 2 years	71	17.0%
3 - 5 years	83	19.9%
6 - 8 years	60	14.4%
9 - 11 years	36	8.6%
12 years or more	112	26.8%
Not answered	3	0.7%

1.1.11. P2Q4

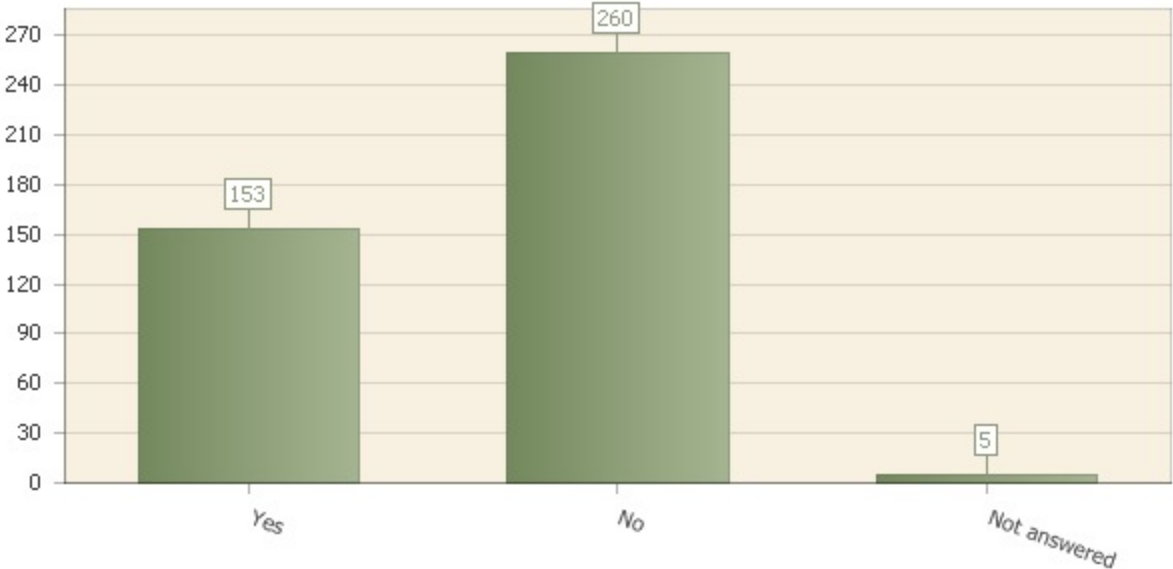
Please answer the following questions concerning employment:

Question type: Matrix & Multimatrix

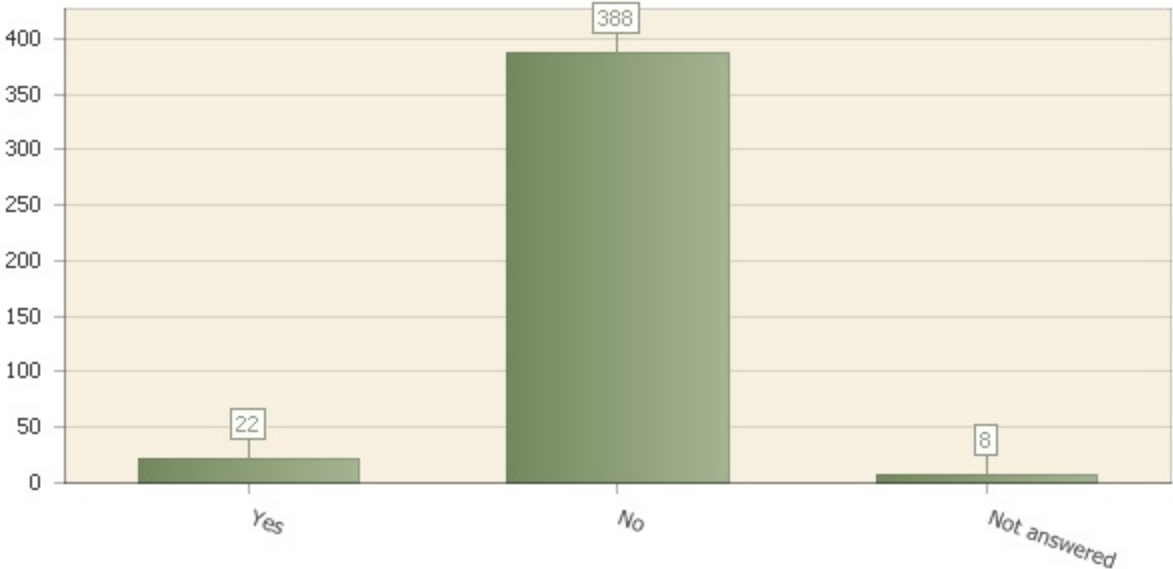
Number of responses: 415

Number of respondents: 418

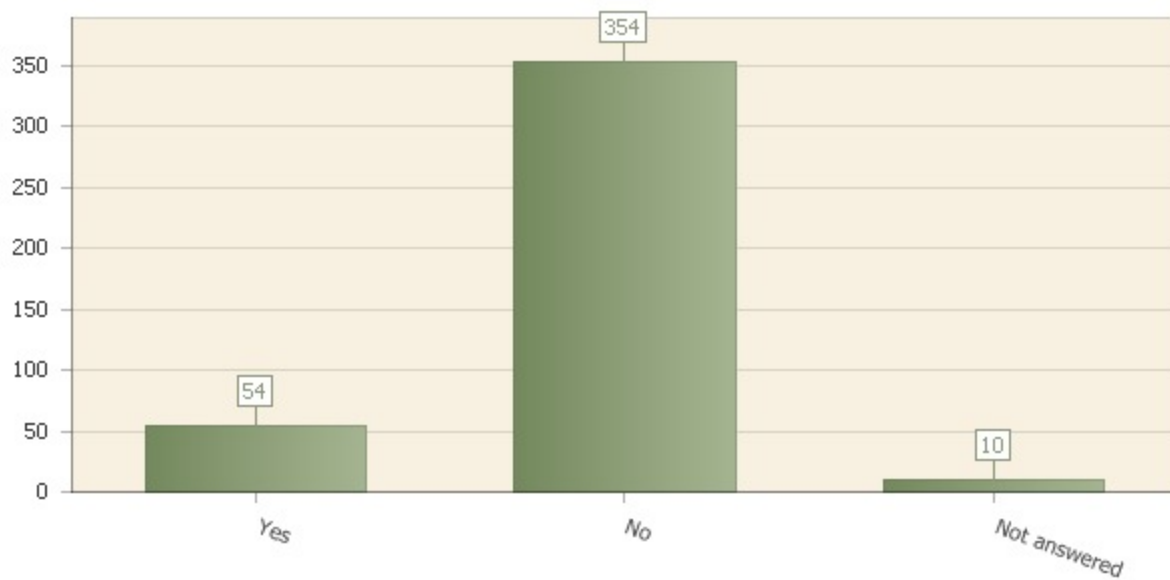
Have you spent more than one year outside of the job market in the last two years?



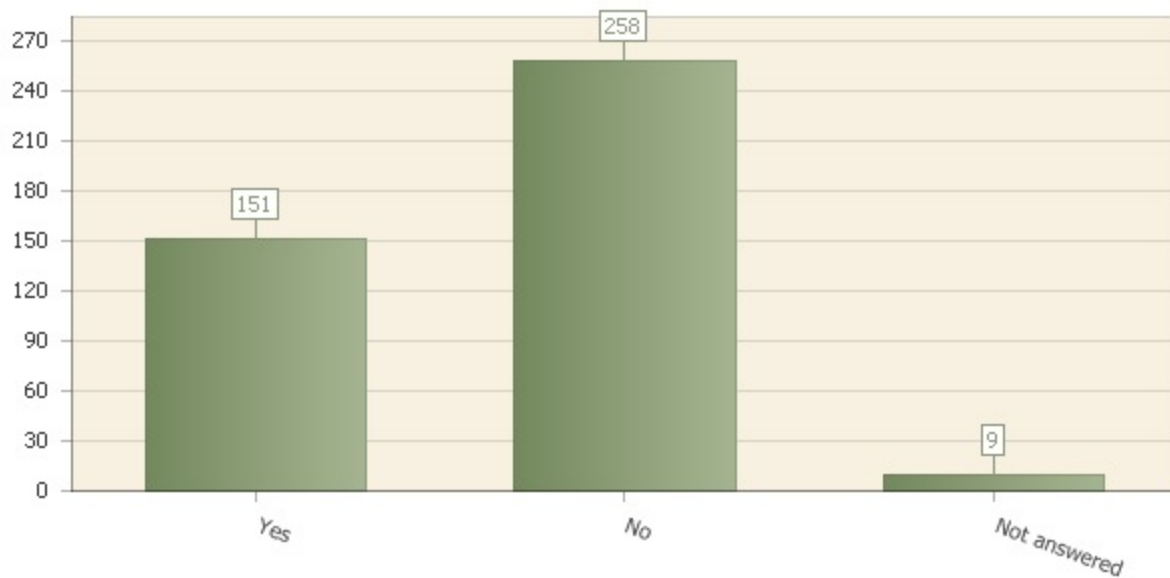
Have you been dependent on the public assistance of a relative (who is no longer able to support you)?



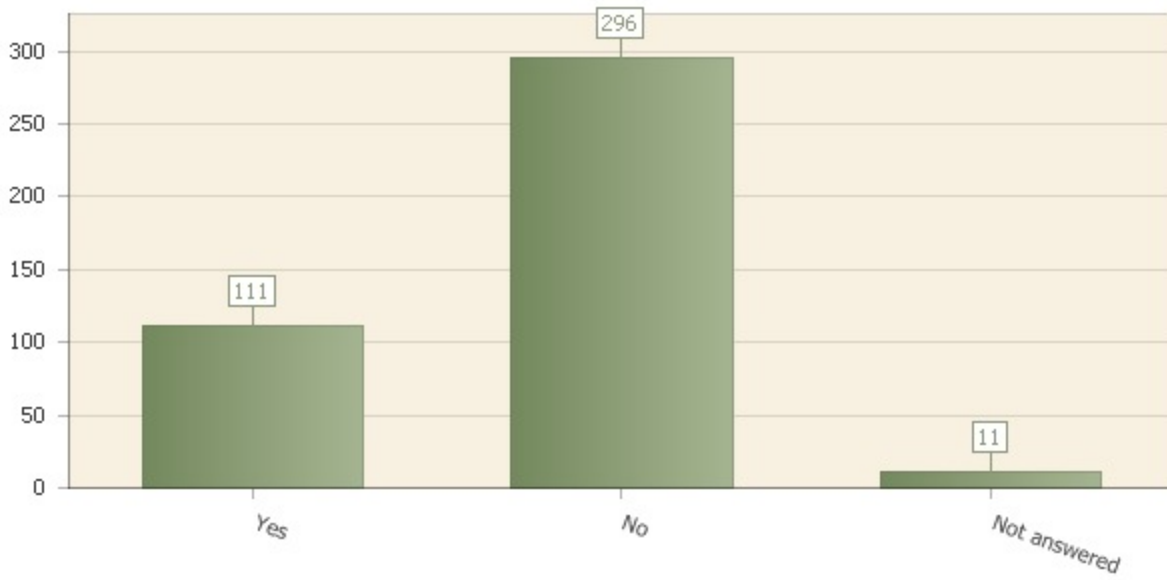
Have you been dependent on the income of a relative (who is no longer able to support you)?



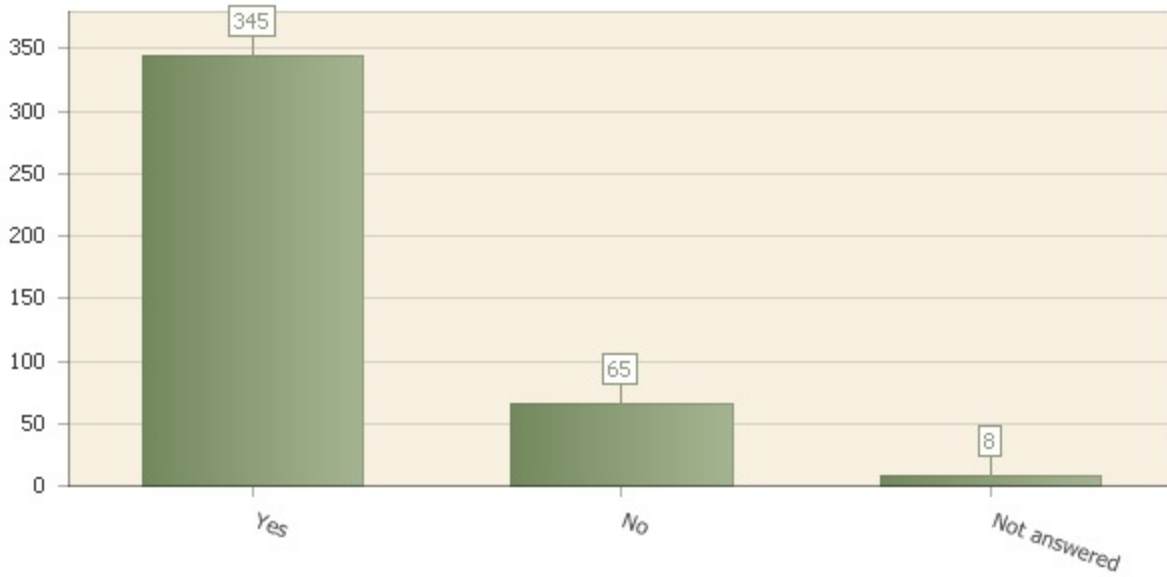
Are you unemployed?



Are you underemployed (working at a job/position that is less than your training or past employment level)?



Are you attending college to develop job skills?



Matrix row	Not answered	Yes	No
Have you spent more than one year outside of the job market in the last two years?	5 (1.2%)	153 (36.6%)	260 (62.2%)
Have you been dependent on the public assistance of a relative (who is no longer able to support you)?	8 (1.9%)	22 (5.3%)	388 (92.8%)
Have you been dependent on the income of a relative (who is no longer able to support you)?	10 (2.4%)	54 (12.9%)	354 (84.7%)
Are you unemployed?	9 (2.2%)	151 (36.1%)	258 (61.7%)
Are you underemployed (working at a job/position that is less than your training or past employment level)?	11 (2.6%)	111 (26.6%)	296 (70.8%)
Are you attending college to develop job skills?	8 (1.9%)	345 (82.5%)	65 (15.6%)

1.1.12. P2Q5

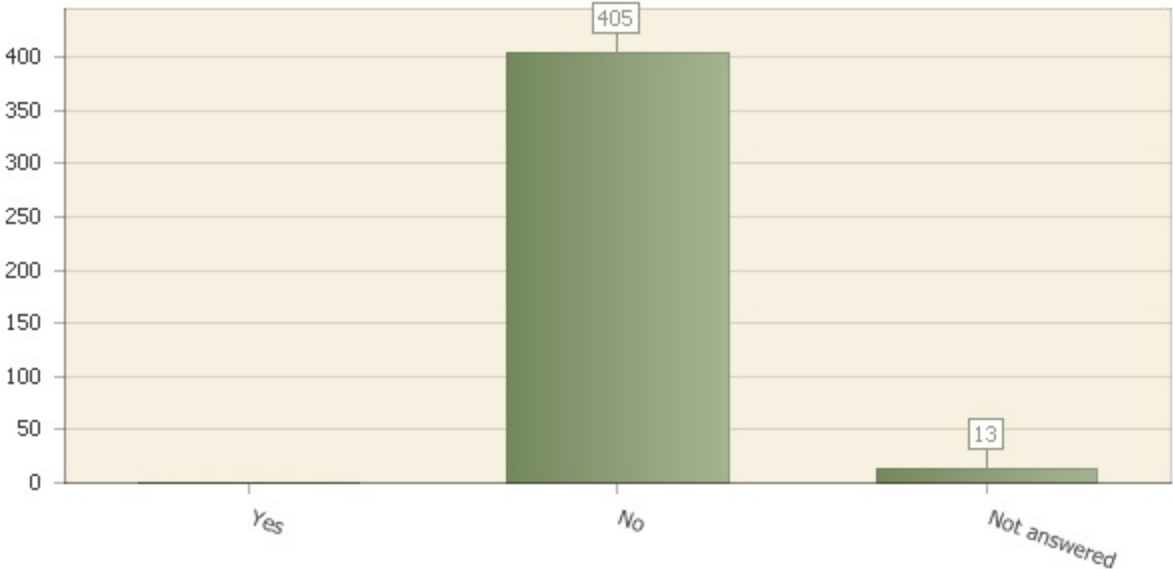
Are you currently receiving economic assistance from any of the following?

Question type: Matrix & Multimatrix

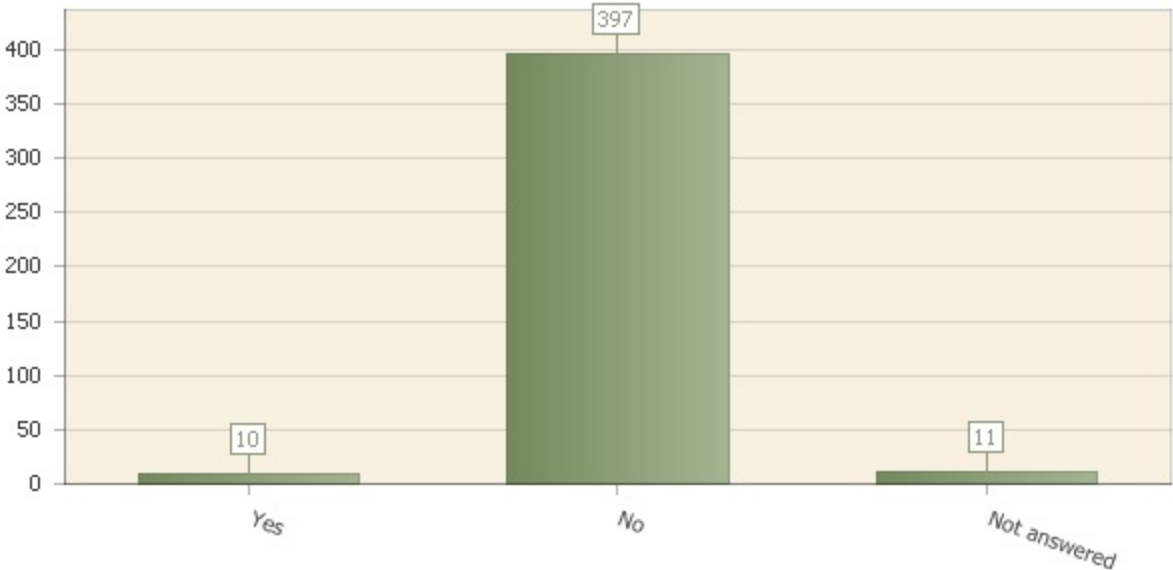
Number of responses: 414

Number of respondents: 418

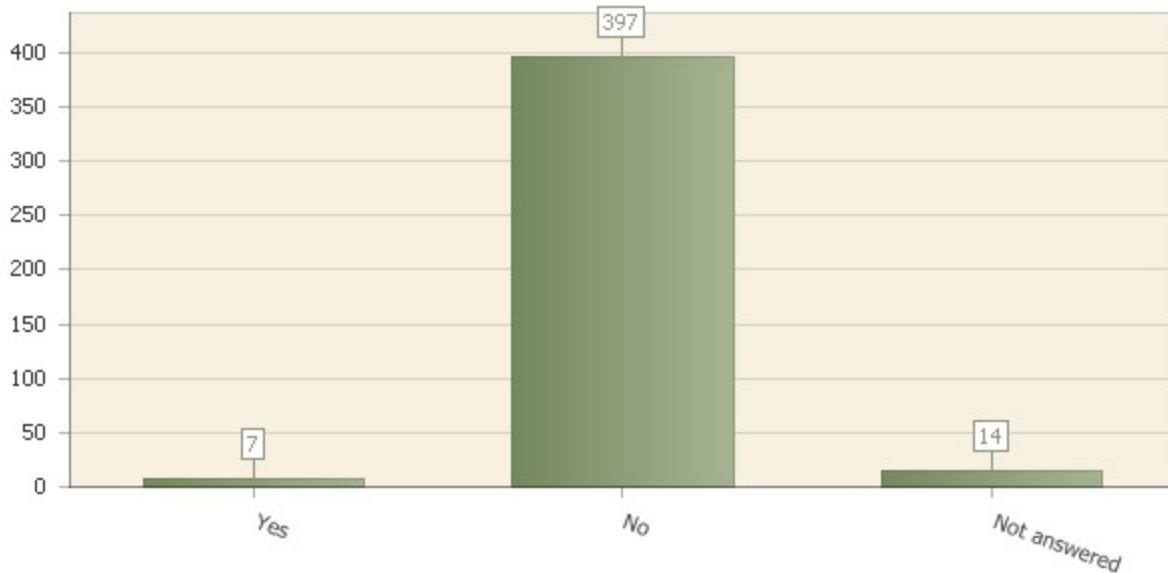
Workforce Investment Act



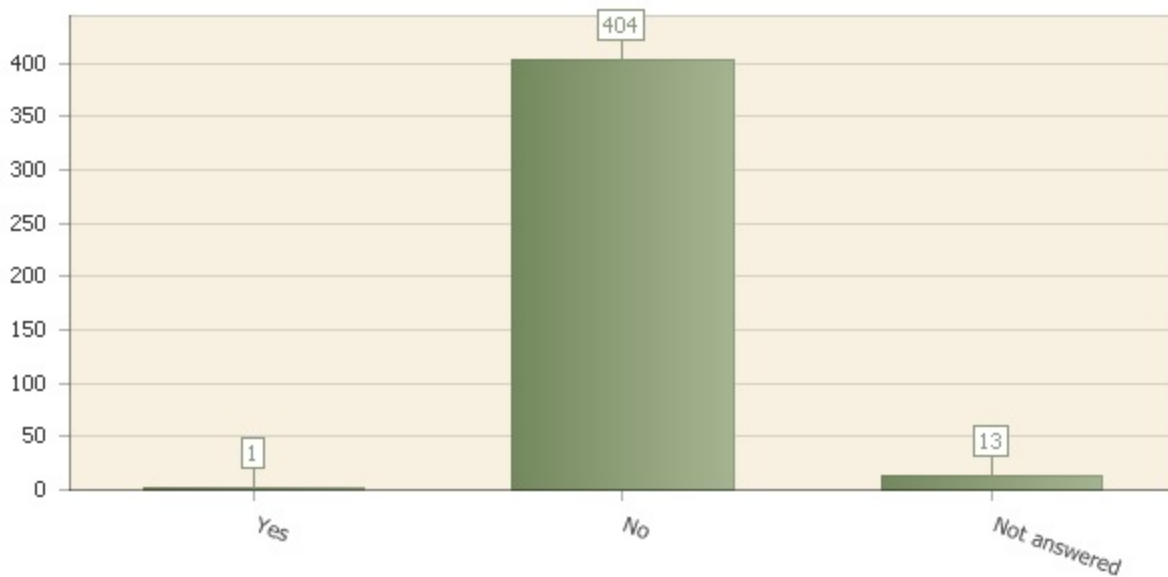
TANF/CalWORKS



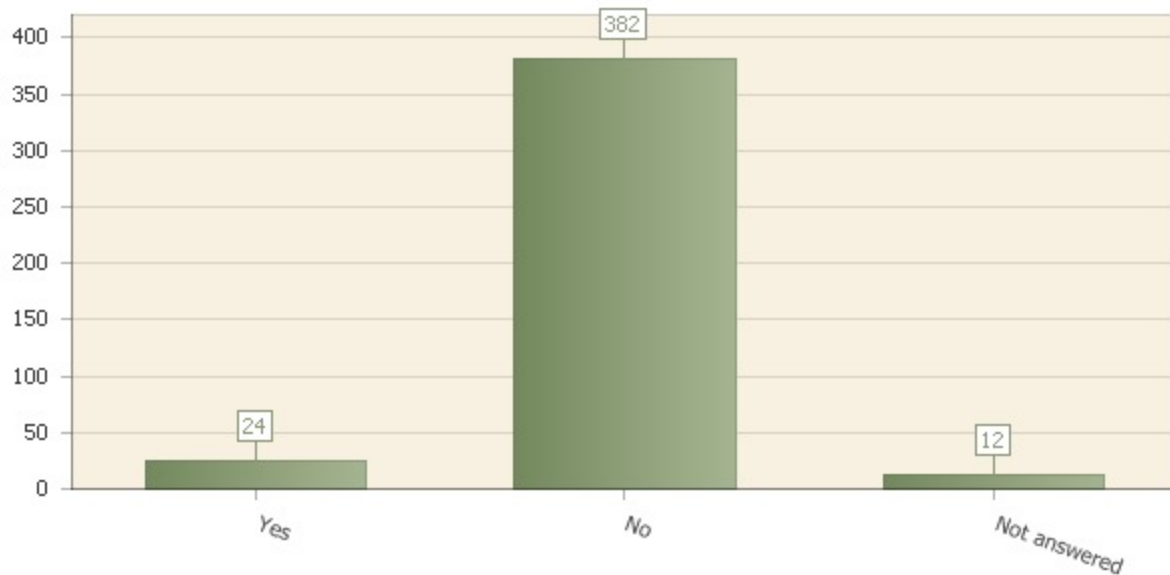
Supplemental Security Income (SSI)



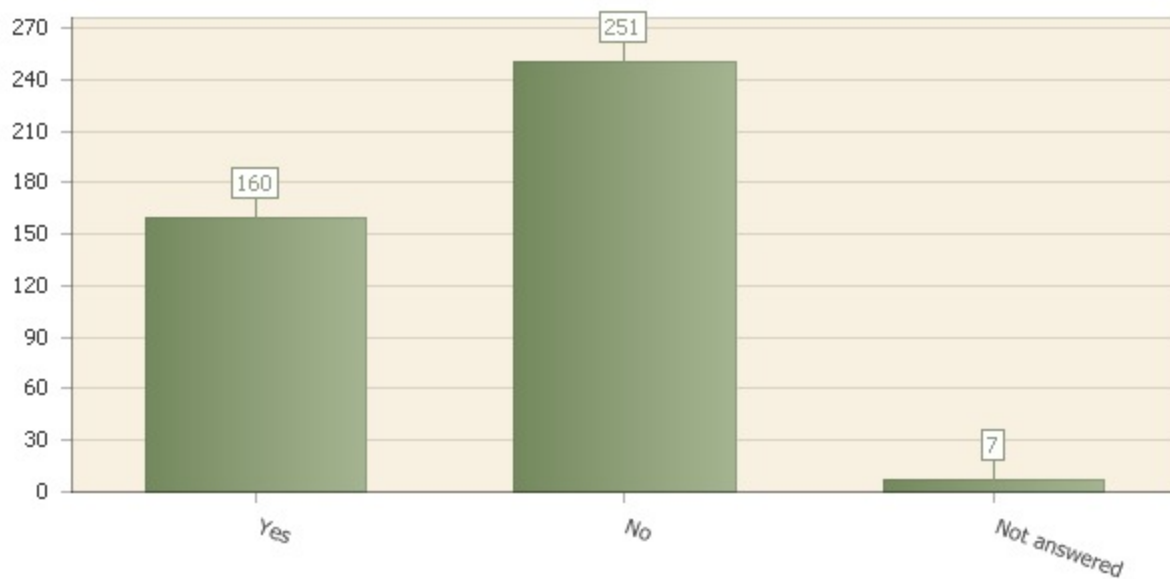
General Assitance (GA)



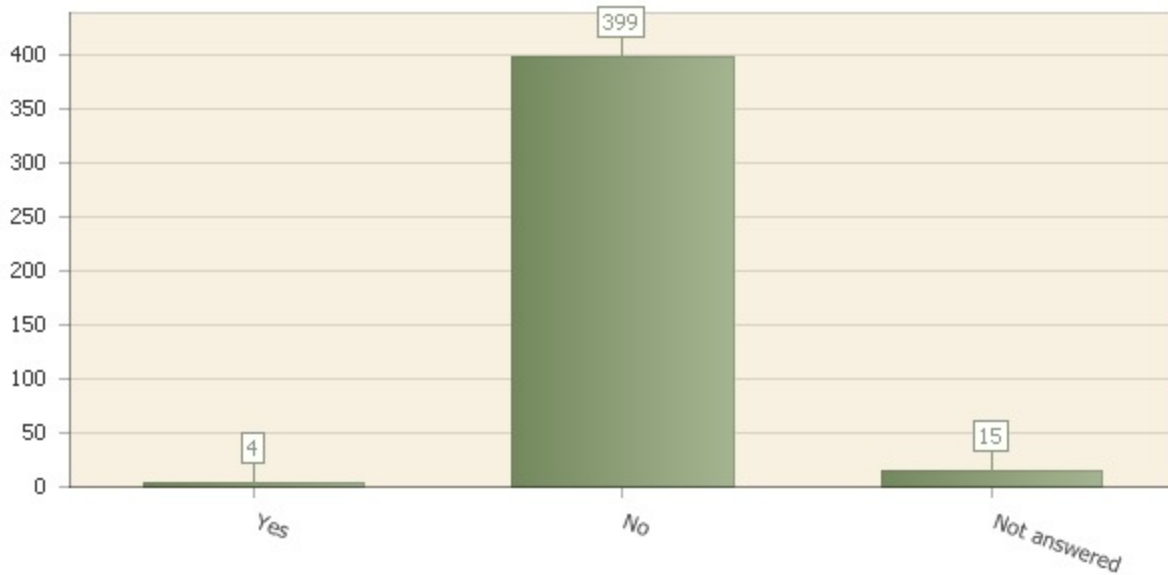
Extended Opportunity Program & Services (EOPS)



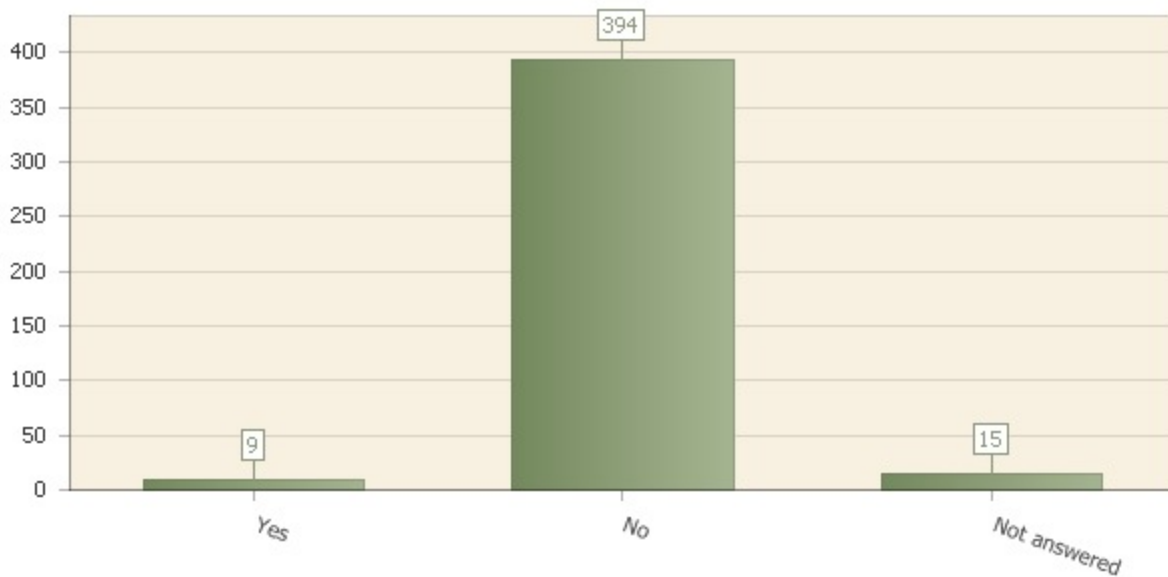
Financial Aid (Pell Grant, BOGG or other)



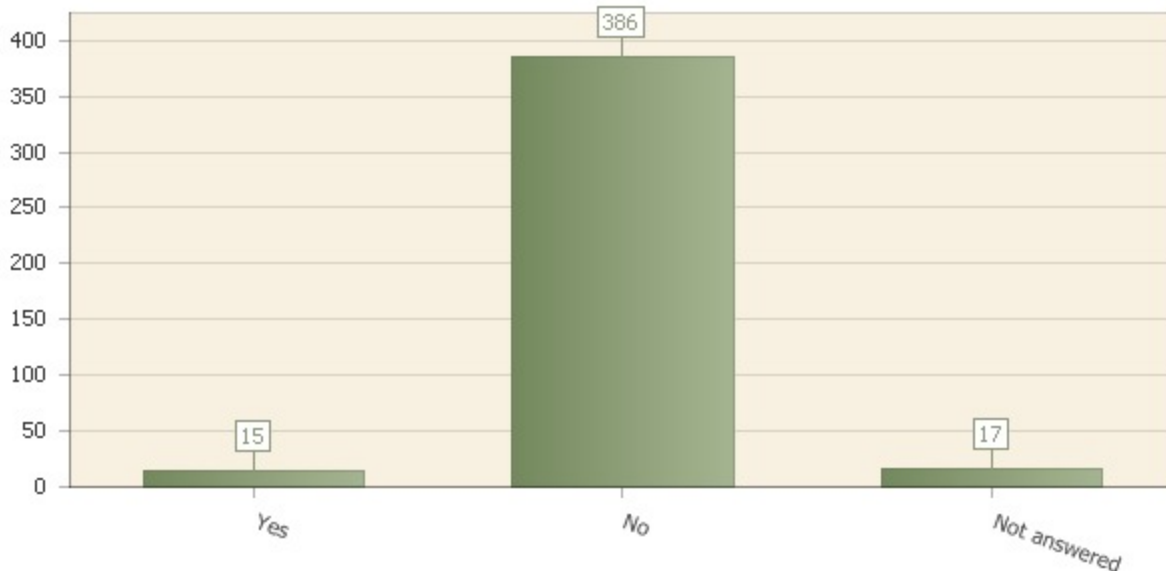
Section 8 Housing Assistance



Department of Rehabilitation



Other froms of economic public assistance



Matrix row	Not answered	Yes	No
Workforce Investment Act	13 (3.1%)	0 (0%)	405 (96.9%)
TANF/CalWORKS	11 (2.6%)	10 (2.4%)	397 (95.0%)
Supplemental Security Income (SSI)	14 (3.3%)	7 (1.7%)	397 (95.0%)
General Assitance (GA)	13 (3.1%)	1 (0.2%)	404 (96.7%)
Extended Opportunity Program & Services (EOPS)	12 (2.9%)	24 (5.7%)	382 (91.4%)
Financial Aid (Pell Grant, BOGG or other)	7 (1.7%)	160 (38.3%)	251 (60.0%)
Section 8 Housing Assistance	15 (3.6%)	4 (1.0%)	399 (95.5%)
Department of Rehabilitation	15 (3.6%)	9 (2.2%)	394 (94.3%)
Other froms of economic public assistance	17 (4.1%)	15 (3.6%)	386 (92.3%)

Comments

Date	Respondent	Answer
3/18/2013	Anonymous	I have Social Security and a pension from a job - I'm a senior, but need to find more work to supplement my income.
4/3/2013	Anonymous	VRAP GI Bill
4/3/2013	Anonymous	food stamp
4/4/2013	Anonymous	Unemployment
4/4/2013	Anonymous	Federal Loans
4/9/2013	Anonymous	International students don't have those thing
4/9/2013	Anonymous	MCE county medical insurance.
4/9/2013	Anonymous	cal fresh
4/9/2013	Anonymous	Hip-Housing program for single mother housing
4/9/2013	Anonymous	Unempolyment benefit
4/9/2013	Anonymous	Food Stamps
4/11/2013	Anonymous	I recently was transferred over to social security disability because of my work history.
4/12/2013	Anonymous	Unemployment (EDD)
4/13/2013	Anonymous	CARE from PG&E, California LifeLine Telephone
4/15/2013	Anonymous	UI
4/16/2013	Anonymous	Golden gate regional

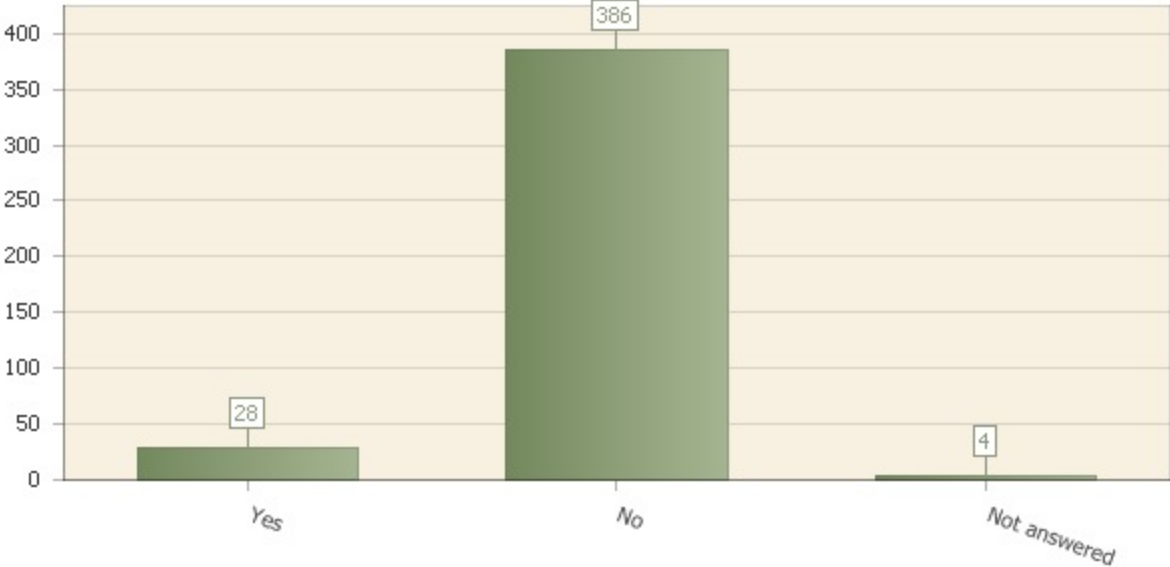
1.1.13. P3Q1

Are you currently receiving assistance from Disabled Students Programs & Services (DSPS) program on campus?

Question type: Multiple choice

Number of responses: 414

Number of respondents: 418



Answer	Count	Percent answer
Yes	28	6.7%
No	386	92.3%
Not answered	4	1.0%

1.1.14. P3Q2

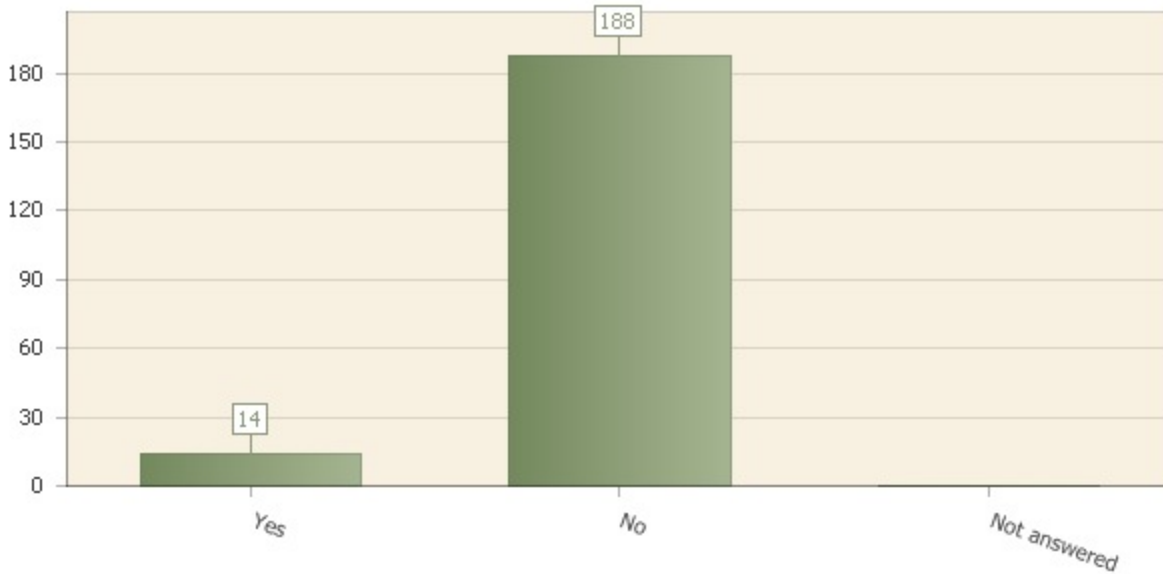
If you are not currently receiving assistance, do you require assistance from Disabled Students Programs & Services (DSPS)?

Question type: Multiple choice

Number of responses: 415

Number of 'not applicable': 213

Number of respondents: 418



Answer	Count	Percent answer
Yes	14	6.8%
No	188	91.7%
Not answered	0	0%

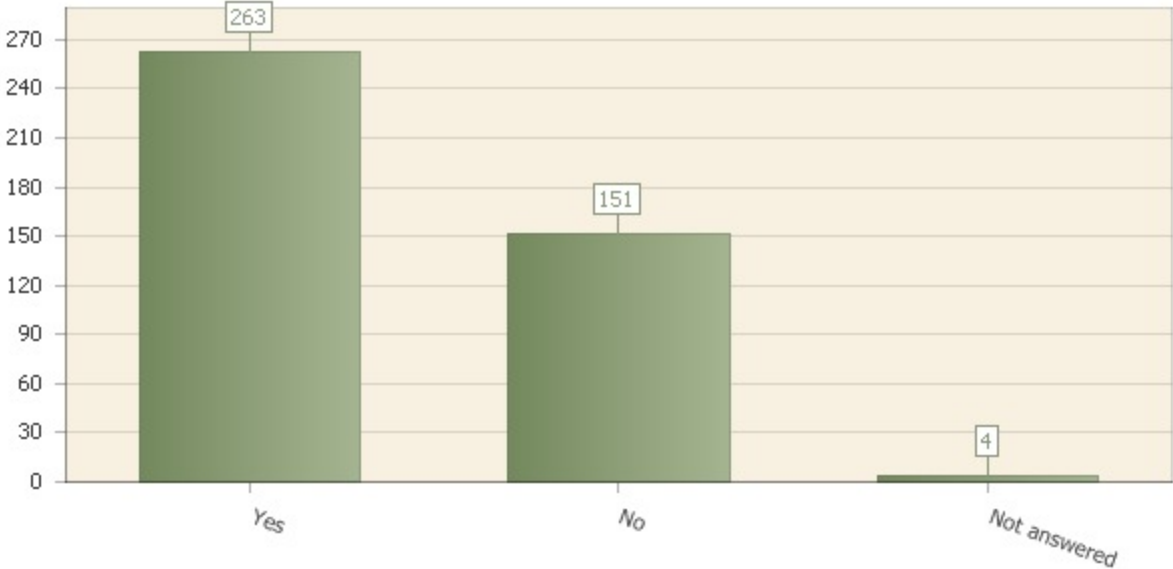
1.1.15. P3Q3

Is English your first language?

Question type: Multiple choice

Number of responses: 414

Number of respondents: 418



Answer	Count	Percent answer
Yes	263	62.9%
No	151	36.1%
Not answered	4	1.0%

1.1.16. P3Q4

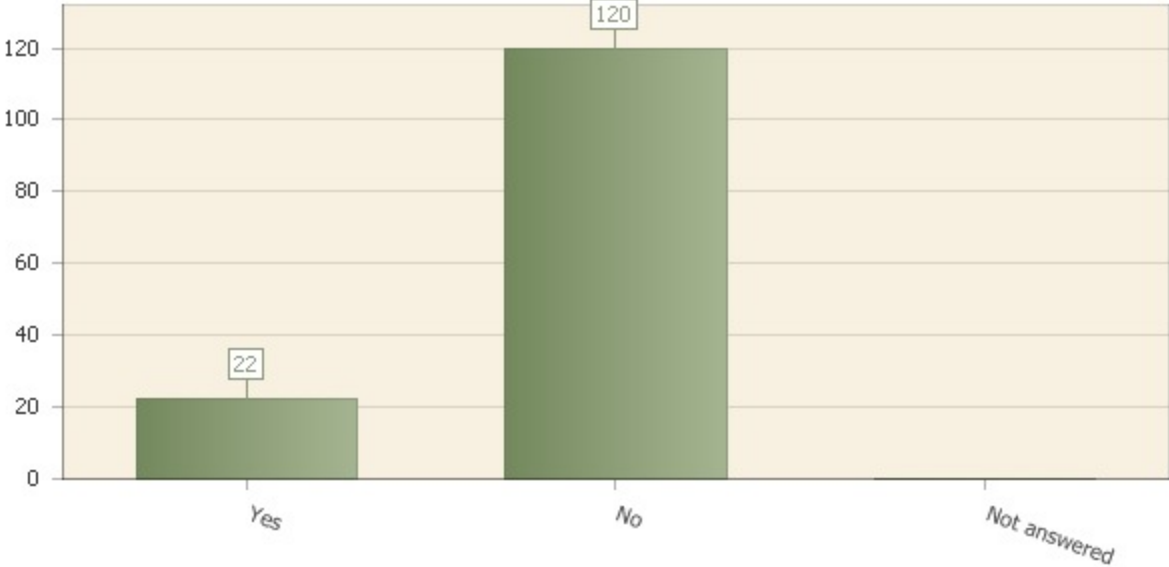
If English is not your first language are you receiving assistance in English?

Question type: Multiple choice

Number of responses: 414

Number of 'not applicable': 272

Number of respondents: 418



Answer	Count	Percent answer
Yes	22	15.1%
No	120	82.2%
Not answered	0	0%

1.1.17. P3Q5

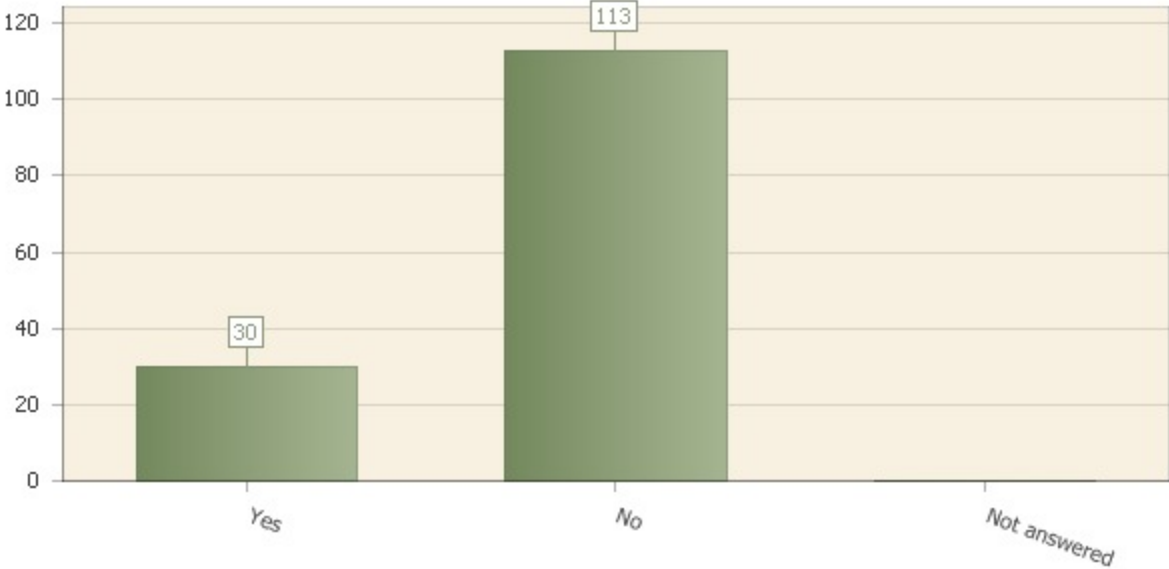
If English is not your first language and you are not currently receiving assistance, would you like to receive assistance in English?

Question type: Multiple choice

Number of responses: 413

Number of 'not applicable': 270

Number of respondents: 418



Answer	Count	Percent answer
Yes	30	20.3%
No	113	76.4%
Not answered	0	0%

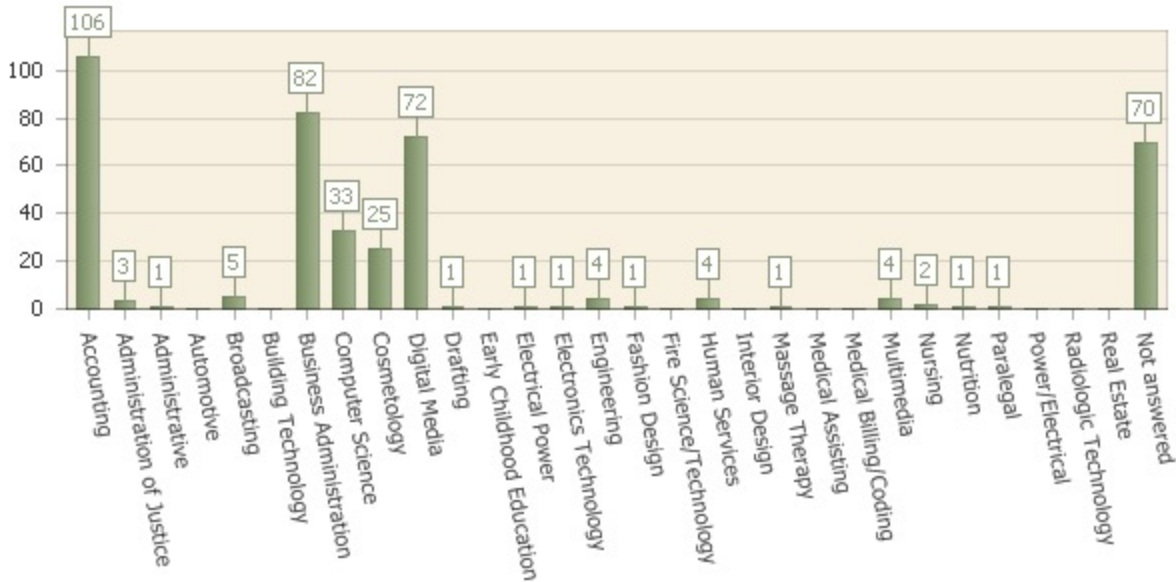
1.1.18. P4Q1

What is the career technical education (vocational) program in which you are enrolled?

Question type: Multiple choice

Number of responses: 348

Number of respondents: 418



Answer	Count	Percent answer
Accounting	106	25.4%
Administration of Justice	3	0.7%
Administrative	1	0.2%
Automotive	0	0%
Broadcasting	5	1.2%
Building Technology	0	0%
Business Administration	82	19.6%
Computer Science	33	7.9%
Cosmetology	25	6.0%
Digital Media	72	17.2%
Drafting	1	0.2%
Early Childhood Education	0	0%
Electrical Power	1	0.2%
Electronics Technology	1	0.2%

Engineering	4	1.0%
Fashion Design	1	0.2%
Fire Science/Technology	0	0%
Human Services	4	1.0%
Interior Design	0	0%
Massage Therapy	1	0.2%
Medical Assisting	0	0%
Medical Billing/Coding	0	0%
Multimedia	4	1.0%
Nursing	2	0.5%
Nutrition	1	0.2%
Paralegal	1	0.2%
Power/Electrical	0	0%
Radiologic Technology	0	0%
Real Estate	0	0%
Not answered	70	16.7%

1.1.19. P4Q2

If you are enrolled in another program, please specify it here:

Question type: Open ended

Number of responses: 76

Number of respondents: 418

Not answered: 342

Date	Respondent	Answer
3/18/2013	Anonymous	wellness
4/3/2013	Anonymous	Finance
4/3/2013	Anonymous	Finance
4/3/2013	Anonymous	Business Management
4/6/2013	Anonymous	CIS: Application Development
4/8/2013	Anonymous	Middle College
4/8/2013	Anonymous	General Education
4/8/2013	Anonymous	Computer Science Engineering for Transfer
4/8/2013	Anonymous	Cognitive Science
4/8/2013	Anonymous	Middle College
4/8/2013	Anonymous	Transfer to CSU
4/9/2013	Anonymous	Business Management
4/9/2013	Anonymous	computer
4/9/2013	Anonymous	ESL classes
4/9/2013	Anonymous	cosmetology
4/9/2013	Anonymous	photography
4/9/2013	Anonymous	English & Film
4/9/2013	Anonymous	None at this moment
4/9/2013	Anonymous	none
4/9/2013	Anonymous	Fine Arts- Photography
4/9/2013	Anonymous	DCM 211
4/9/2013	Anonymous	Business Administration
4/9/2013	Anonymous	English
4/9/2013	Anonymous	middle college

4/9/2013	Anonymous	middle college program
4/10/2013	Anonymous	Chinese
4/10/2013	Anonymous	Not Applicable - I'm taking individual classes
4/10/2013	Anonymous	Psychology
4/10/2013	Anonymous	interdisciplinary studies
4/10/2013	Anonymous	N/A
4/10/2013	Anonymous	Chemical Biology
4/11/2013	Anonymous	journalism
4/11/2013	Anonymous	no
4/11/2013	Anonymous	Nutrition
4/12/2013	Anonymous	Transferring to CSUEB
4/12/2013	Anonymous	Transferring to CSUEB
4/15/2013	Anonymous	Film
4/16/2013	Anonymous	Film
4/28/2013	Anonymous	I'm also enrolled in Health Info Technologies at another college (online classes)
6/14/2013	Anonymous	management
6/14/2013	Anonymous	management
6/14/2013	Anonymous	business administration
6/14/2013	Anonymous	Human Resource Services
6/14/2013	Anonymous	Human resources certification
6/14/2013	Anonymous	human resource management
6/14/2013	Anonymous	HR + Project Management Certification
6/14/2013	Anonymous	HR cert of spe
6/14/2013	Anonymous	HR Management
6/14/2013	Anonymous	Management
6/14/2013	Anonymous	business administration
6/17/2013	Anonymous	management
6/17/2013	Anonymous	Human resources
6/17/2013	Anonymous	finance/business
6/17/2013	Anonymous	Marketing

6/17/2013	Anonymous	Business management
6/17/2013	Anonymous	Cosmetology
6/17/2013	Anonymous	Cosmetology
6/17/2013	Anonymous	Cosmetology
6/17/2013	Anonymous	Cosmetoglogy
6/17/2013	Anonymous	Cosmetology
6/17/2013	Anonymous	Cosmetology
6/17/2013	Anonymous	Cosmetology
6/17/2013	Anonymous	Cosmetology
6/17/2013	Anonymous	Cosmetology
6/17/2013	Anonymous	Cosmetology
6/17/2013	Anonymous	Cosmetology
6/17/2013	Anonymous	Cosmetology
6/17/2013	Anonymous	Cosmetology
6/17/2013	Anonymous	Cosmetology
6/17/2013	Anonymous	Cosmetology
6/17/2013	Anonymous	Cosmetology
6/17/2013	Anonymous	Cosmetology
6/17/2013	Anonymous	Cosmetology
6/17/2013	Anonymous	Cosmetology
6/17/2013	Anonymous	Cosmetology
6/17/2013	Anonymous	Cosmetology
6/17/2013	Anonymous	Cosmetology
6/17/2013	Anonymous	Cosmetology

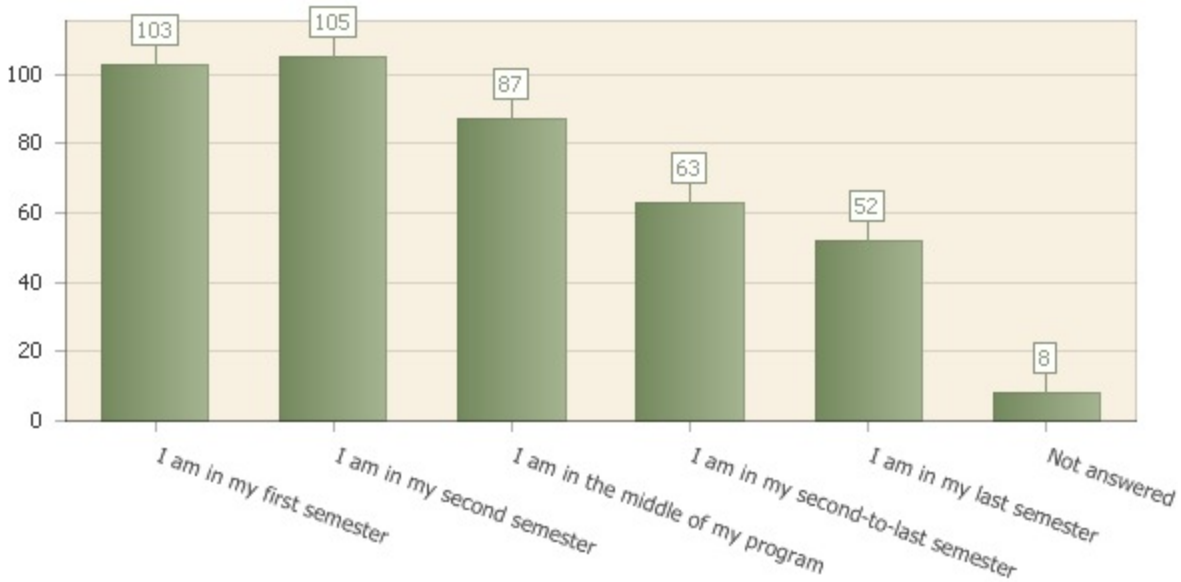
1.1.20. P4Q3

How far along are you in your program?

Question type: Multiple choice

Number of responses: 410

Number of respondents: 418



Answer	Count	Percent answer
I am in my first semester	103	24.6%
I am in my second semester	105	25.1%
I am in the middle of my program	87	20.8%
I am in my second-to-last semester	63	15.1%
I am in my last semester	52	12.4%
Not answered	8	1.9%

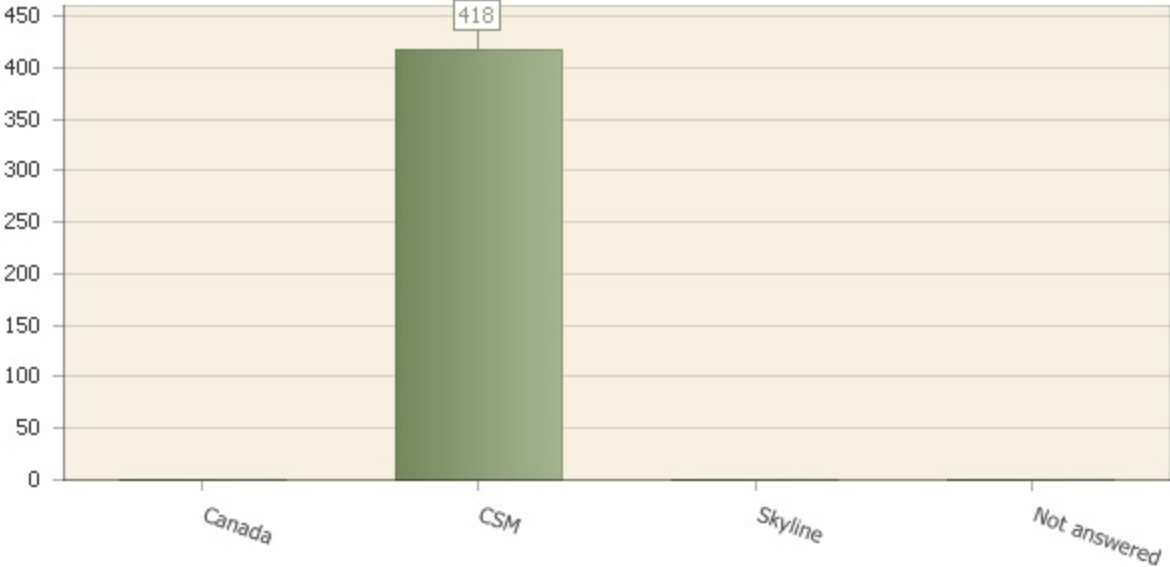
1.1.21. P4Q4

I am taking the majority of my classes at:

Question type: Multiple choice

Number of responses: 418

Number of respondents: 418



Answer	Count	Percent answer
Canada	0	0%
CSM	418	100.0%
Skyline	0	0%
Not answered	0	0%

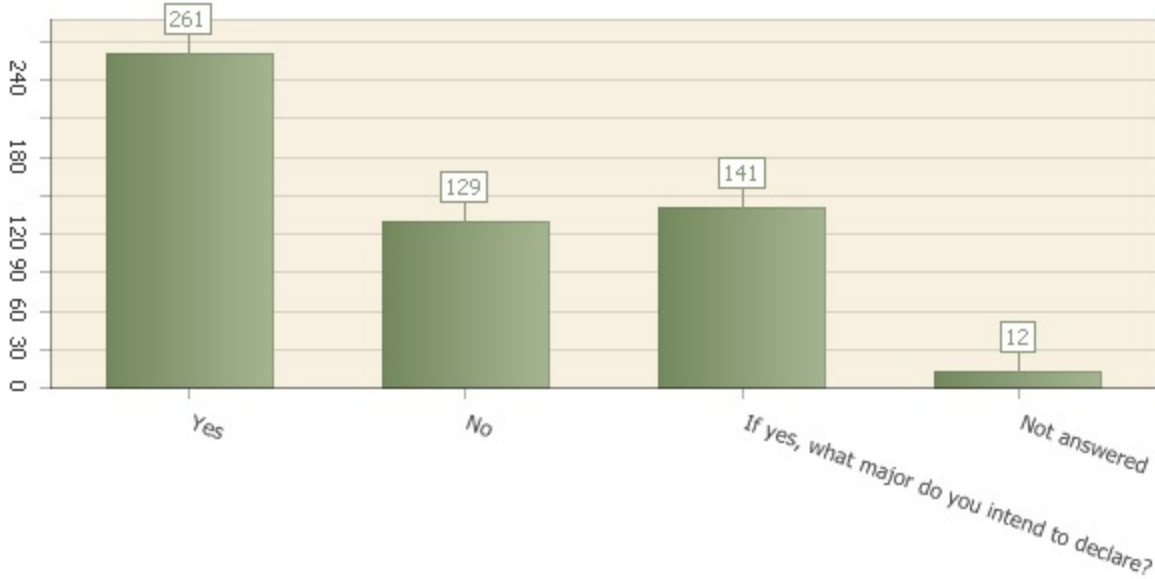
1.1.22. P4Q5

Do you intend to declare a major within this program?

Question type: Multiple choice

Number of responses: 406

Number of respondents: 418



Answer	Count	Percent answer
Yes	261	62.4%
No	129	30.9%
If yes, what major do you intend to declare?	141	33.7%
Not answered	12	2.9%

Textual answers

Date	Respondent	Answer
3/5/2013	Anonymous	Economics
3/6/2013	Anonymous	Busness
3/27/2013	Anonymous	Business Administration
4/3/2013	Anonymous	Business Economics
4/3/2013	Anonymous	Accounting
4/3/2013	Anonymous	Business Marketing
4/3/2013	Anonymous	Business Adminstration Transfer
4/3/2013	Anonymous	major in accounting

4/3/2013	Anonymous	Business
4/3/2013	Anonymous	Accounting
4/3/2013	Anonymous	Business Economics
4/3/2013	Anonymous	Business
4/3/2013	Anonymous	Accounting
4/3/2013	Anonymous	Marketing
4/3/2013	Anonymous	Business administration
4/3/2013	Anonymous	Accounting
4/3/2013	Anonymous	Possibly Accounting
4/4/2013	Anonymous	business administration AST
4/4/2013	Anonymous	Accounting
4/4/2013	Anonymous	Business Administration
4/4/2013	Anonymous	Business Administration
4/5/2013	Anonymous	Business
4/6/2013	Anonymous	accounting
4/8/2013	Anonymous	Accounting
4/8/2013	Anonymous	Office Assistant II or Project Management
4/8/2013	Anonymous	Business Administration
4/8/2013	Anonymous	Computer Science and Engineering
4/8/2013	Anonymous	Electrical Engineering
4/8/2013	Anonymous	Computer Science
4/8/2013	Anonymous	Cognitive Science
4/8/2013	Anonymous	mechanical engineering
4/8/2013	Anonymous	Computer Science
4/8/2013	Anonymous	Accounting
4/8/2013	Anonymous	Accounting
4/9/2013	Anonymous	Graphic Arts
4/9/2013	Anonymous	Graphic Design
4/9/2013	Anonymous	Graphic Design
4/9/2013	Anonymous	Digital Media
4/9/2013	Anonymous	Web Design

4/9/2013	Anonymous	Mechanical Engineering
4/9/2013	Anonymous	photography
4/9/2013	Anonymous	Business Administration
4/9/2013	Anonymous	Business
4/9/2013	Anonymous	Business Administration
4/9/2013	Anonymous	Digital Media Graphic Design
4/9/2013	Anonymous	Business
4/9/2013	Anonymous	Business Administration Transfer
4/9/2013	Anonymous	business administration in finance in banking
4/9/2013	Anonymous	Graphic Design
4/9/2013	Anonymous	English & Film
4/9/2013	Anonymous	Computer Science
4/9/2013	Anonymous	Graphic Design at San Jose State
4/9/2013	Anonymous	econ
4/9/2013	Anonymous	Accounting
4/9/2013	Anonymous	Graphic Design
4/9/2013	Anonymous	accounting
4/9/2013	Anonymous	Photograhny
4/9/2013	Anonymous	Graphic Design
4/9/2013	Anonymous	photography
4/9/2013	Anonymous	A.A. in Accounting and A.A. in Business Admin. with Transfer
4/9/2013	Anonymous	Accounting
4/9/2013	Anonymous	JAVA Programming
4/10/2013	Anonymous	Graphic design
4/10/2013	Anonymous	Graphic Design
4/10/2013	Anonymous	That new major in the 2012 Cat - Graphic Design print I think?
4/10/2013	Anonymous	graphic design/web design
4/10/2013	Anonymous	Graphic Design
4/10/2013	Anonymous	science and society
4/10/2013	Anonymous	Accounting

4/10/2013	Anonymous	accounting
4/11/2013	Anonymous	CS
4/12/2013	Anonymous	undecided
4/12/2013	Anonymous	A.A. Business Administration
4/12/2013	Anonymous	Web Design
4/12/2013	Anonymous	undecided
4/12/2013	Anonymous	Digital Media and Video Editing
4/12/2013	Anonymous	Accounting
4/12/2013	Anonymous	Business Administration
4/12/2013	Anonymous	Social Sciences & Paralegal
4/15/2013	Anonymous	Broadcasting with a focus on audio
4/15/2013	Anonymous	Broadcasting communication and video editing
4/15/2013	Anonymous	Digital Media Video and Audio Production
4/15/2013	Anonymous	Digital Audio
4/15/2013	Anonymous	prodcer
4/15/2013	Anonymous	Computer and Information Science
4/16/2013	Anonymous	Computer Science
4/23/2013	Anonymous	Accounting
4/28/2013	Anonymous	Accounting
6/14/2013	Anonymous	Business/Accounting
6/14/2013	Anonymous	Psychology
6/14/2013	Anonymous	marketing management
6/14/2013	Anonymous	Business administraion
6/14/2013	Anonymous	HR Certification
6/14/2013	Anonymous	Human resources
6/14/2013	Anonymous	Management
6/14/2013	Anonymous	Business Management
6/14/2013	Anonymous	Management in Business
6/14/2013	Anonymous	HR management
6/14/2013	Anonymous	Management AA
6/14/2013	Anonymous	Business

6/17/2013	Anonymous	Marketing
6/17/2013	Anonymous	Business
6/17/2013	Anonymous	Business
6/17/2013	Anonymous	Business management
6/17/2013	Anonymous	cosmetology
6/17/2013	Anonymous	Cosmetology
6/17/2013	Anonymous	Cosmetolgy
6/17/2013	Anonymous	Cosmetology
6/17/2013	Anonymous	Cosmetology
6/17/2013	Anonymous	Cosmetology
6/17/2013	Anonymous	Makeup Artist
6/17/2013	Anonymous	Cosmetology
6/17/2013	Anonymous	Cosmetology
6/17/2013	Anonymous	Cosmetology
6/17/2013	Anonymous	Cosmetology
6/17/2013	Anonymous	Cosmetology
6/17/2013	Anonymous	Cosmetology
6/17/2013	Anonymous	Cosmetology
6/17/2013	Anonymous	Cosmetology
6/17/2013	Anonymous	Cosmetology
6/17/2013	Anonymous	Cosmetology
6/17/2013	Anonymous	Cosmetology
6/17/2013	Anonymous	Cosmetology
6/17/2013	Anonymous	Cosmetology
6/17/2013	Anonymous	business
6/17/2013	Anonymous	Cosmetology
6/17/2013	Anonymous	Cosmetology
6/17/2013	Anonymous	Cosmetology
6/17/2013	Anonymous	Cosmetology
6/17/2013	Anonymous	Cosmetology
6/17/2013	Anonymous	business

6/17/2013	Anonymous	Cosmetology
6/17/2013	Anonymous	Cosmetology
6/17/2013	Anonymous	Cosmetology
6/17/2013	Anonymous	Cosmetology
6/17/2013	Anonymous	Cosmetology
6/17/2013	Anonymous	Cosmetology
6/17/2013	Anonymous	Cosmetology
6/17/2013	Anonymous	Cosmetology
6/17/2013	Anonymous	Cosmetology
6/17/2013	Anonymous	Cosmetology
6/17/2013	Anonymous	Cosmetology

1.1.23. P4Q6

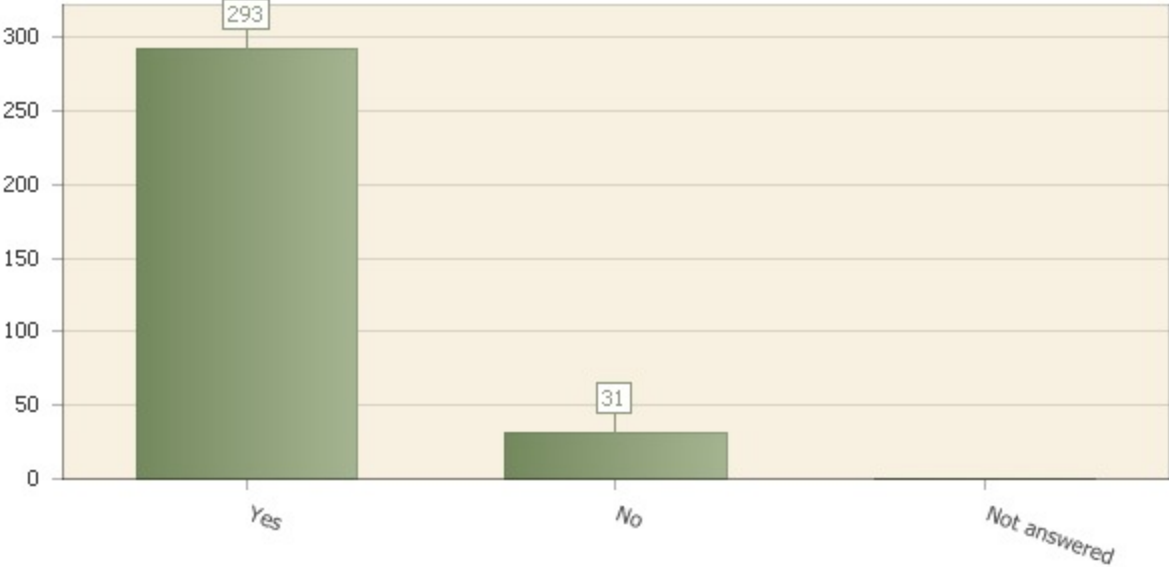
If you are declaring a major, do you plan to complete a degree or certificate?

Question type: Multiple choice

Number of responses: 409

Number of 'not applicable': 85

Number of respondents: 418



Answer	Count	Percent answer
Yes	293	88.0%
No	31	9.3%
Not answered	0	0%

1.1.24. P4Q7

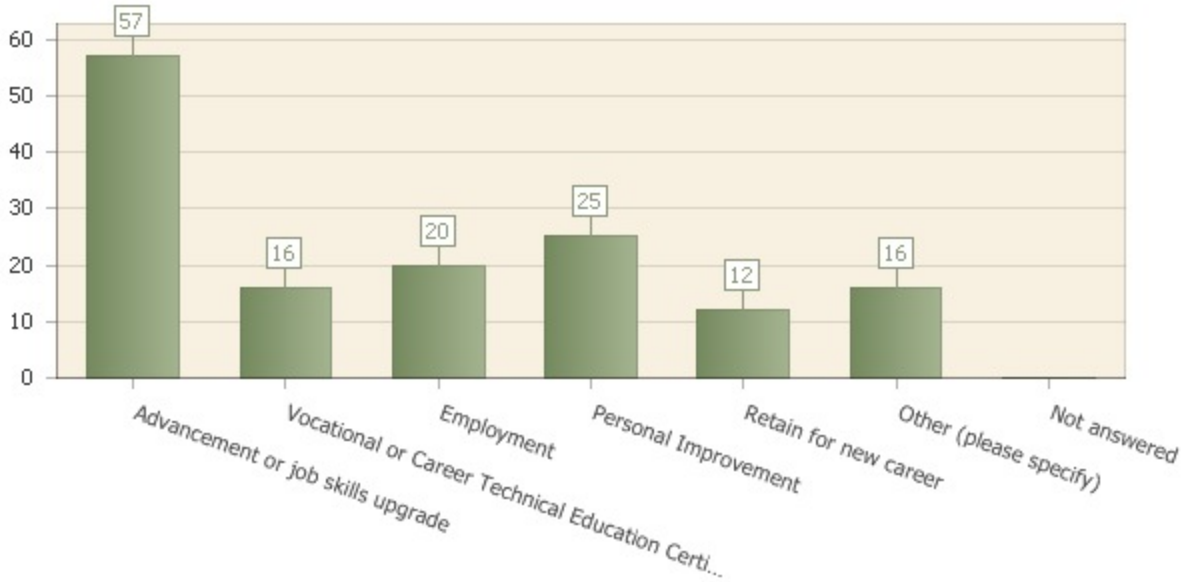
If you do not intend to complete a degree or certificate, please indicate your desired end result:

Question type: Multiple choice

Number of responses: 385

Number of 'not applicable': 239

Number of respondents: 418



Answer	Count	Percent answer
Advancement or job skills upgrade	57	31.8%
Vocational or Career Technical Education Certificate	16	8.9%
Employment	20	11.2%
Personal Improvement	25	14.0%
Retain for new career	12	6.7%
Other (please specify)	16	8.9%
Not answered	0	0%

Textual answers

Date	Respondent	Answer
3/6/2013	Anonymous	Needed extra units to get into Chiropractic school
4/3/2013	Anonymous	Prepare for CPA exam
4/3/2013	Anonymous	college credit
4/4/2013	Anonymous	Further my knowledge in my same field
4/4/2013	Anonymous	Satisfy another College's requirements
4/8/2013	Anonymous	Research Work
4/8/2013	Anonymous	Transfer Degree to Transfer to a 4-Year University
4/8/2013	Anonymous	transferring
4/9/2013	Anonymous	transfer
4/9/2013	Anonymous	to die old, knowledgable, and well-sexed.
4/9/2013	Anonymous	Transferring to another school
4/10/2013	Anonymous	Units toward degree at other institution.
4/10/2013	Anonymous	Transfer
4/12/2013	Anonymous	Transferring to CSUEB
4/12/2013	Anonymous	Transferring to CSUEB
4/15/2013	Anonymous	Prerequisites for Masters program

1.1.25. P4Q8

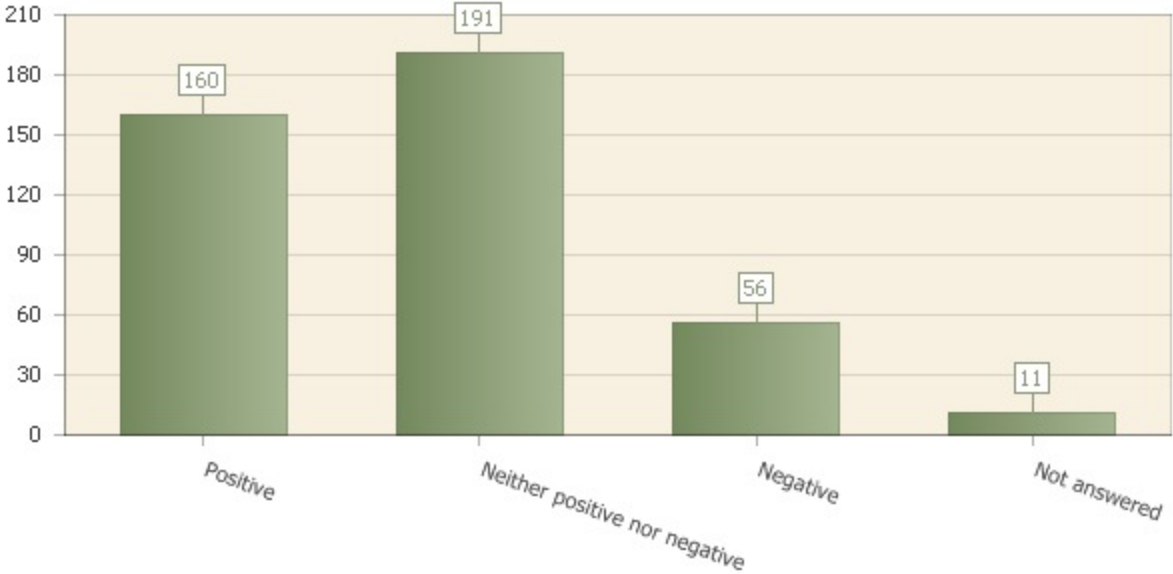
How do you think the following issues will impact your studies in the Career Technical Education Program of your choice?

Question type: Matrix & Multimatrix

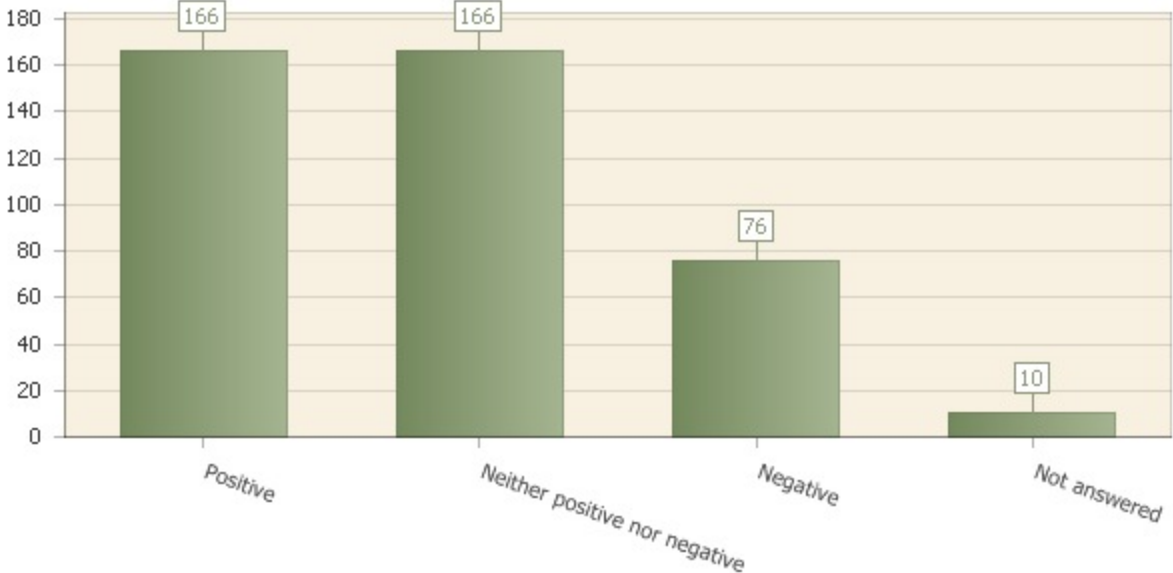
Number of responses: 412

Number of respondents: 418

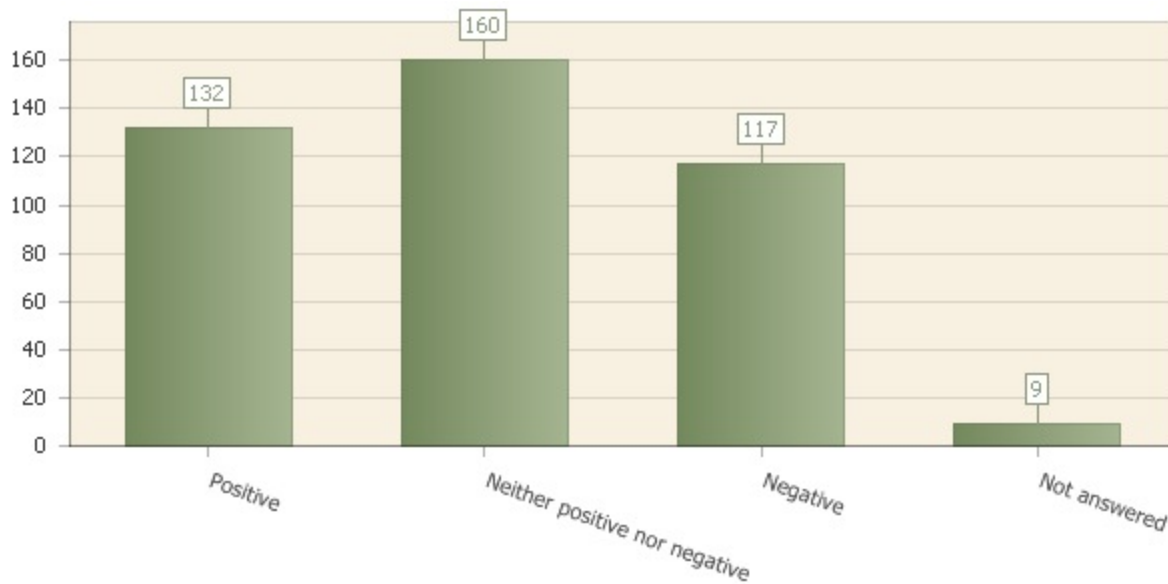
Family Concerns



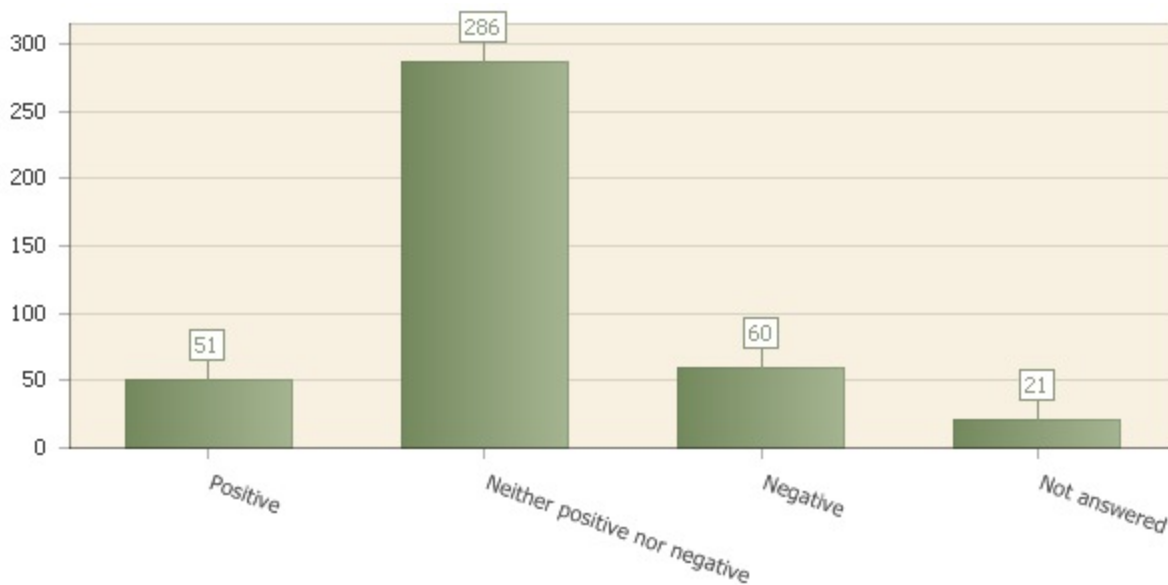
Job Demands



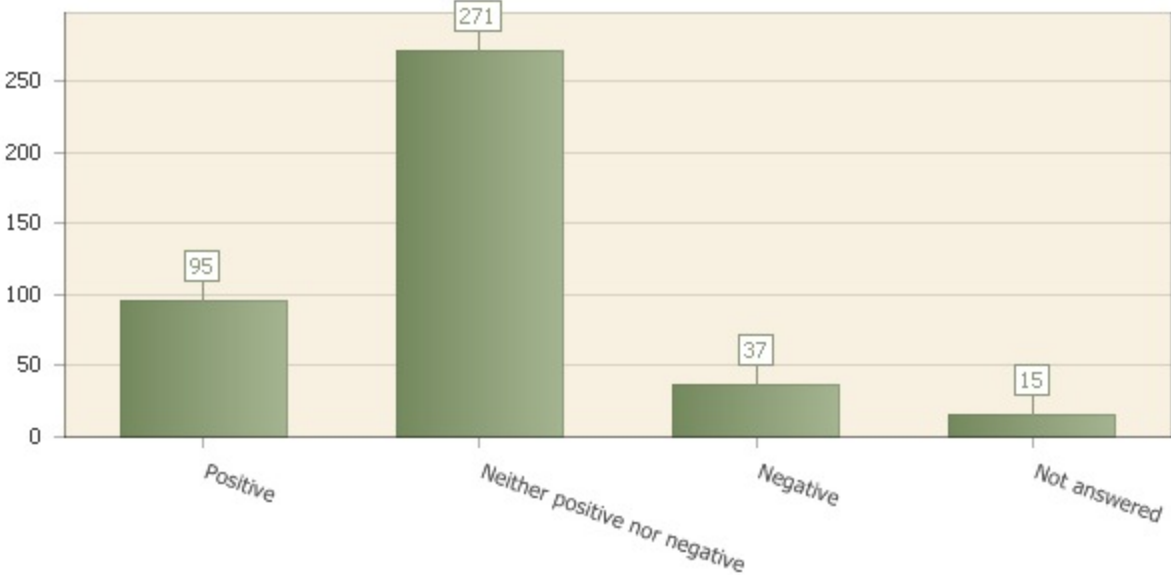
Financial Issues



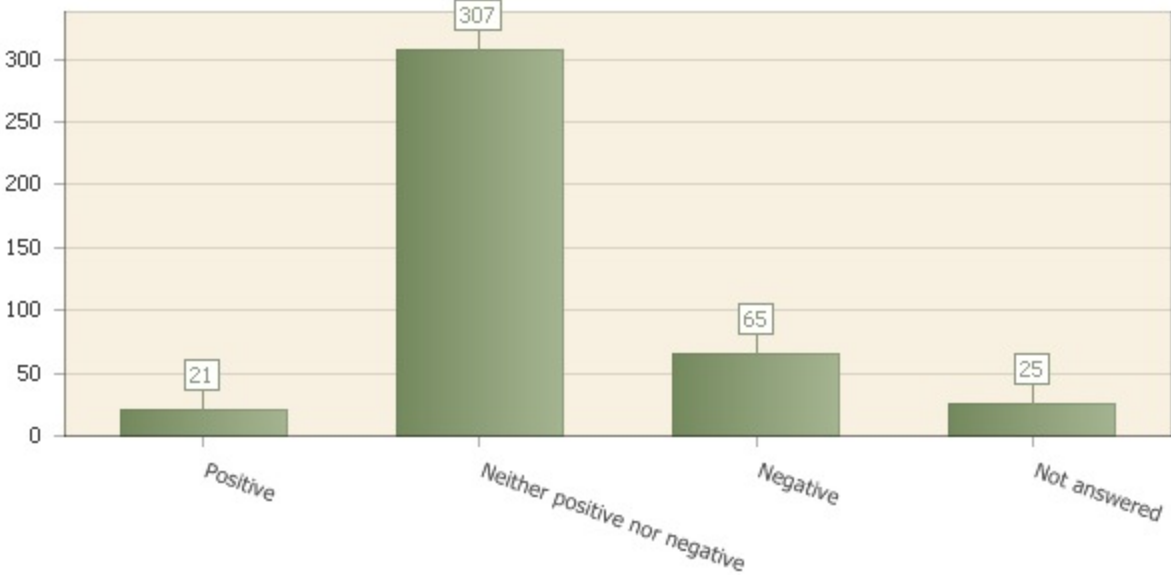
Childcare Issues



Language



Disability



Matrix row	Not answered	Positive	Neither positive nor negative	Negative
Family Concerns	11 (2.6%)	160 (38.3%)	191 (45.7%)	56 (13.4%)
Job Demands	10 (2.4%)	166 (39.7%)	166 (39.7%)	76 (18.2%)
Financial Issues	9 (2.2%)	132 (31.6%)	160 (38.3%)	117 (28.0%)
Childcare Issues	21 (5.0%)	51 (12.2%)	286 (68.4%)	60 (14.4%)
Language	15 (3.6%)	95 (22.7%)	271 (64.8%)	37 (8.9%)
Disability	25 (6.0%)	21 (5.0%)	307 (73.4%)	65 (15.6%)

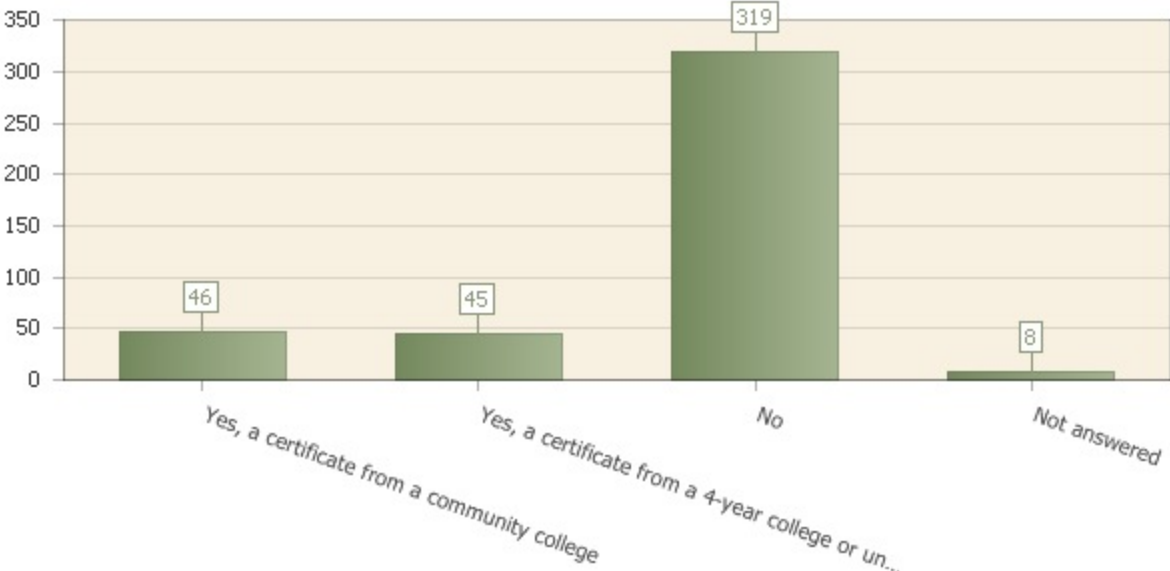
1.1.26. P5Q1

Have you already completed a certificate from a college or a university?

Question type: Multiple choice

Number of responses: 410

Number of respondents: 418



Answer	Count	Percent answer
Yes, a certificate from a community college	46	11.0%
Yes, a certificate from a 4-year college or university	45	10.8%
No	319	76.3%
Not answered	8	1.9%

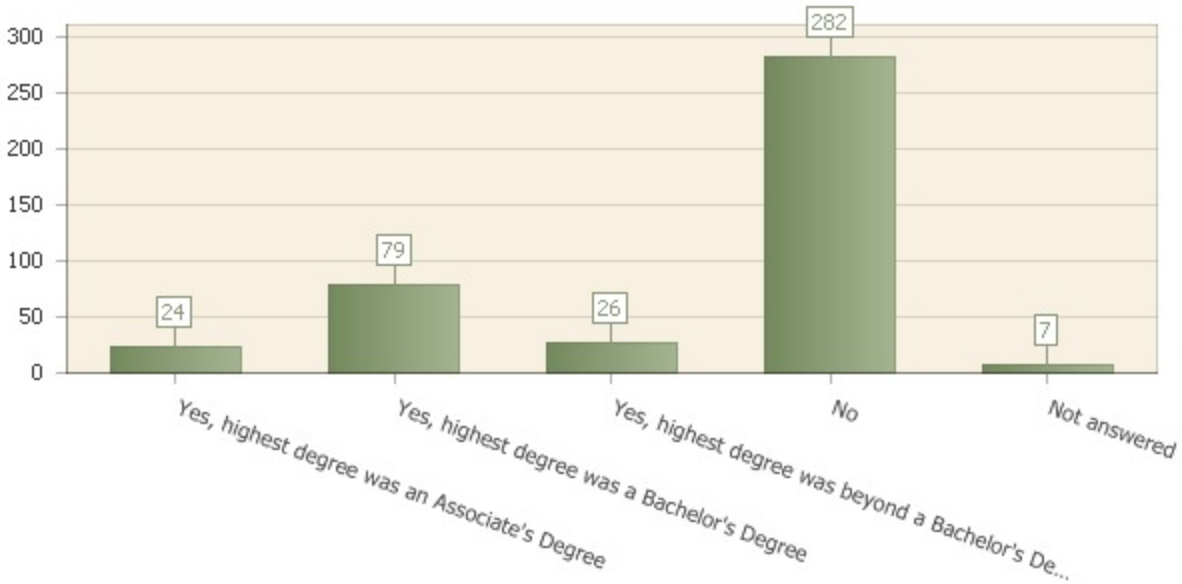
1.1.27. P5Q2

Have you already completed a degree from a college or university?

Question type: Multiple choice

Number of responses: 411

Number of respondents: 418



Answer	Count	Percent answer
Yes, highest degree was an Associate's Degree	24	5.7%
Yes, highest degree was a Bachelor's Degree	79	18.9%
Yes, highest degree was beyond a Bachelor's Degree	26	6.2%
No	282	67.5%
Not answered	7	1.7%

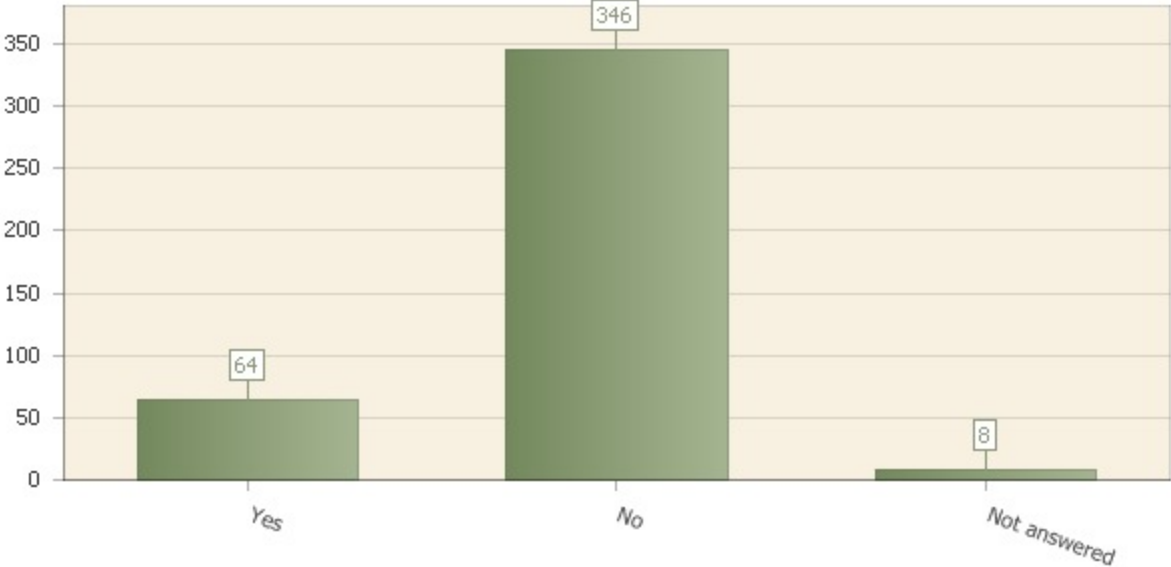
1.1.28. P5Q3

Have you received a career technical training at other colleges, adult schools, regional occupational programs, or other training programs that did not lead to the completion of a degree or certificate?

Question type: Multiple choice

Number of responses: 410

Number of respondents: 418



Answer	Count	Percent answer
Yes	64	15.3%
No	346	82.8%
Not answered	8	1.9%

1.1.29. P5Q4

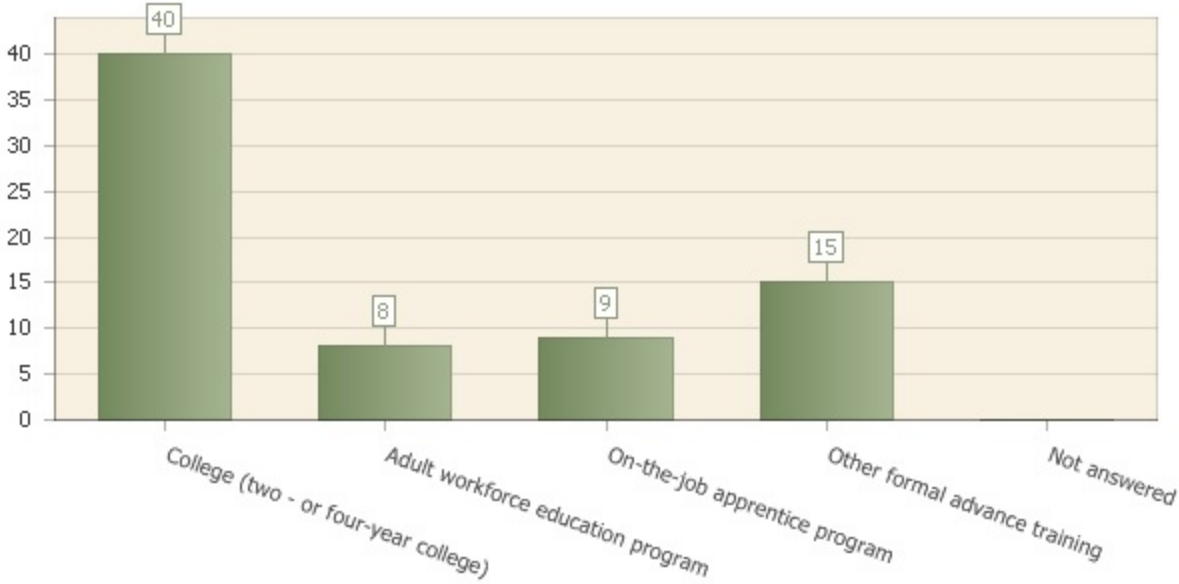
If you answered yes to the previous question, please specify where you received your training

Question type: Multiple choice

Number of responses: 388

Number of 'not applicable': 316

Number of respondents: 418



Answer	Count	Percent answer
College (two - or four-year college)	40	39.2%
Adult workforce education program	8	7.8%
On-the-job apprentice program	9	8.8%
Other formal advance training	15	14.7%
Not answered	0	0%

1.1.30. P5Q5

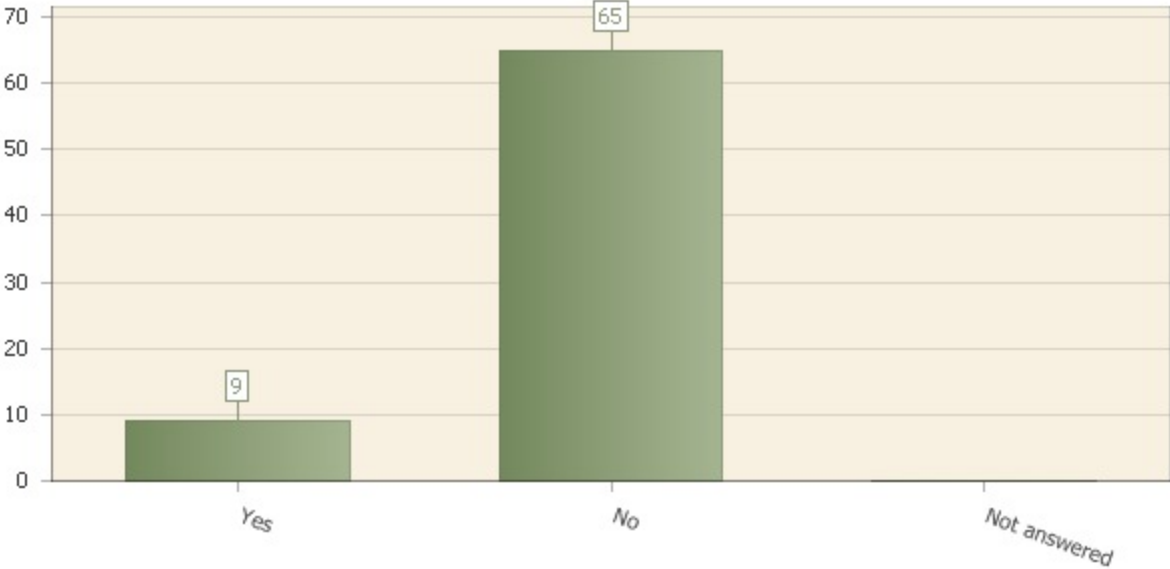
If you answered yes to the previous question, was your college training area of study related to a high school career technical program?

Question type: Multiple choice

Number of responses: 389

Number of 'not applicable': 315

Number of respondents: 418



Answer	Count	Percent answer
Yes	9	8.7%
No	65	63.1%
Not answered	0	0%

1.1.31. P6Q1

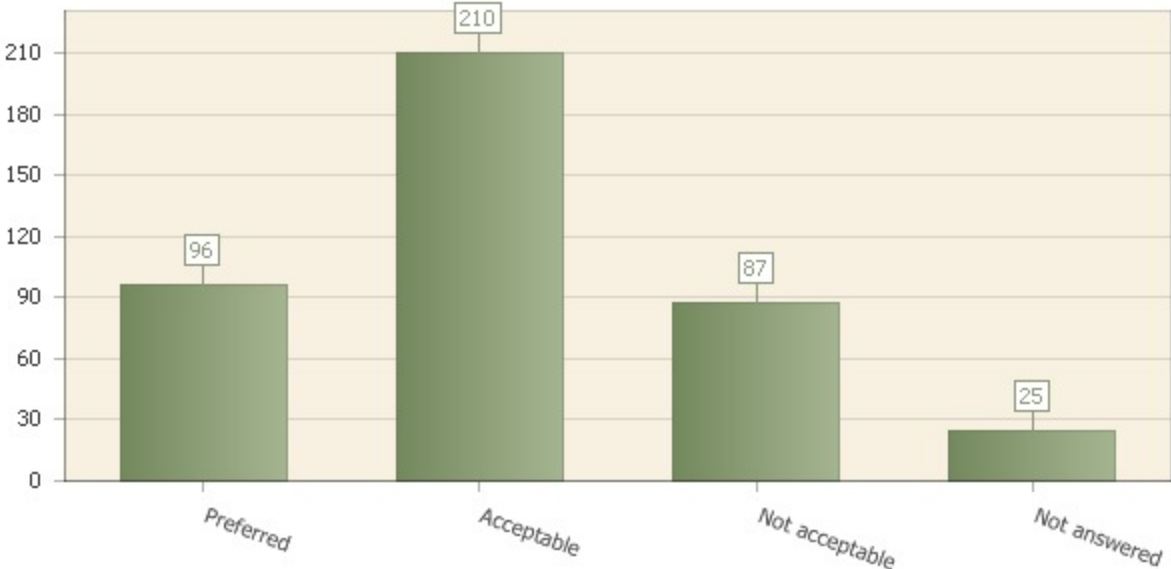
How would you classify the following course delivery options?

Question type: Matrix & Multimatrix

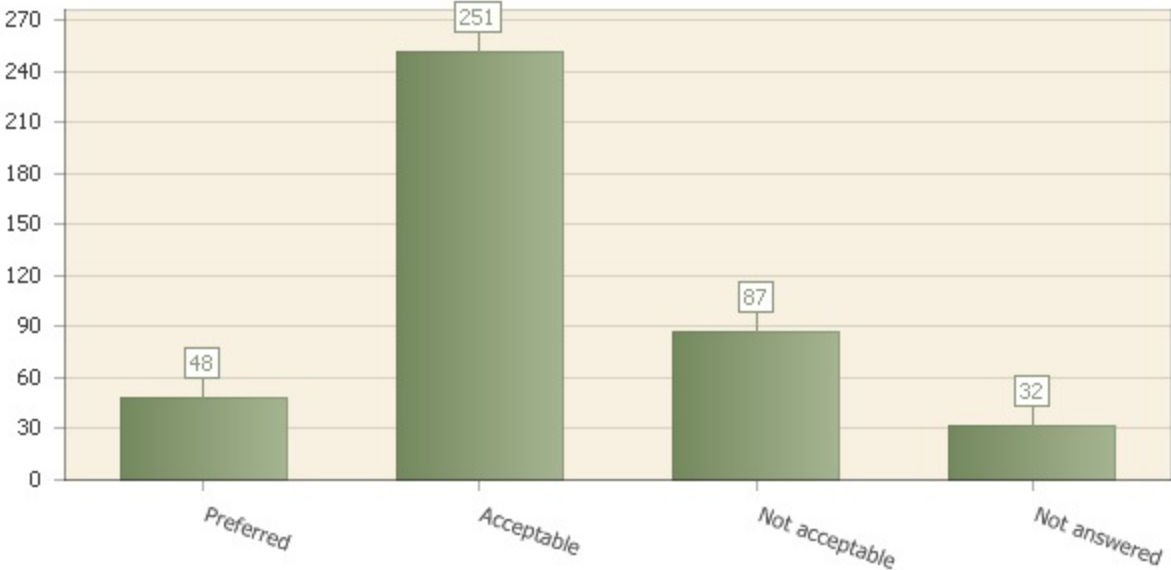
Number of responses: 401

Number of respondents: 418

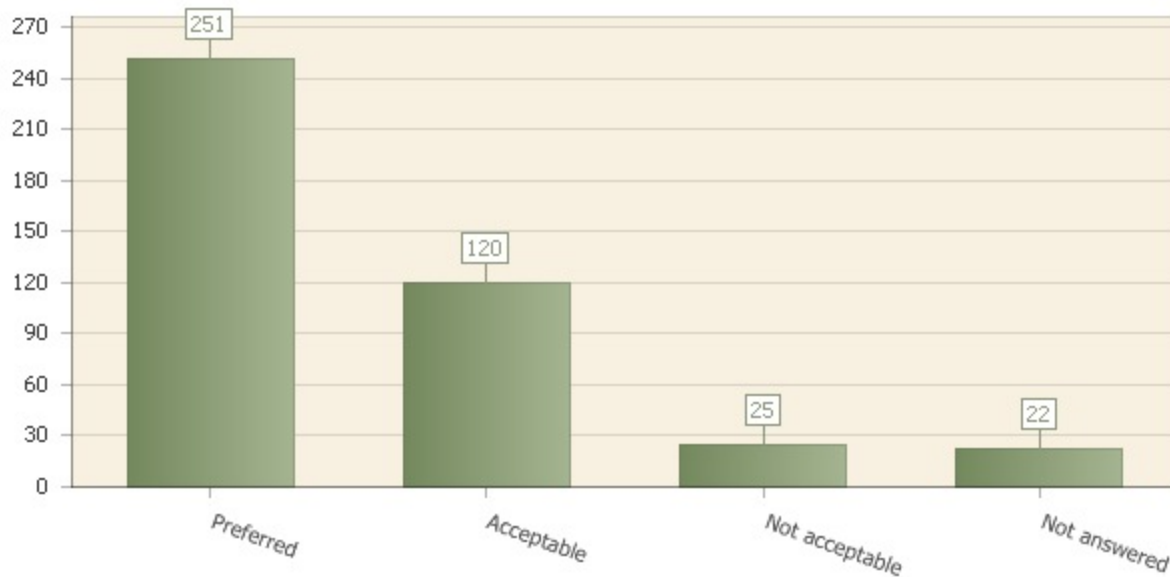
Online courses



Hybrid courses (51% online instruction)



Classroom instruction



Matrix row	Not answered	Preferred	Acceptable	Not acceptable
Online courses	25 (6.0%)	96 (23.0%)	210 (50.2%)	87 (20.8%)
Hybrid courses (51% online instruction)	32 (7.7%)	48 (11.5%)	251 (60.0%)	87 (20.8%)
Classroom instruction	22 (5.3%)	251 (60.0%)	120 (28.7%)	25 (6.0%)

1.1.32. P6Q2

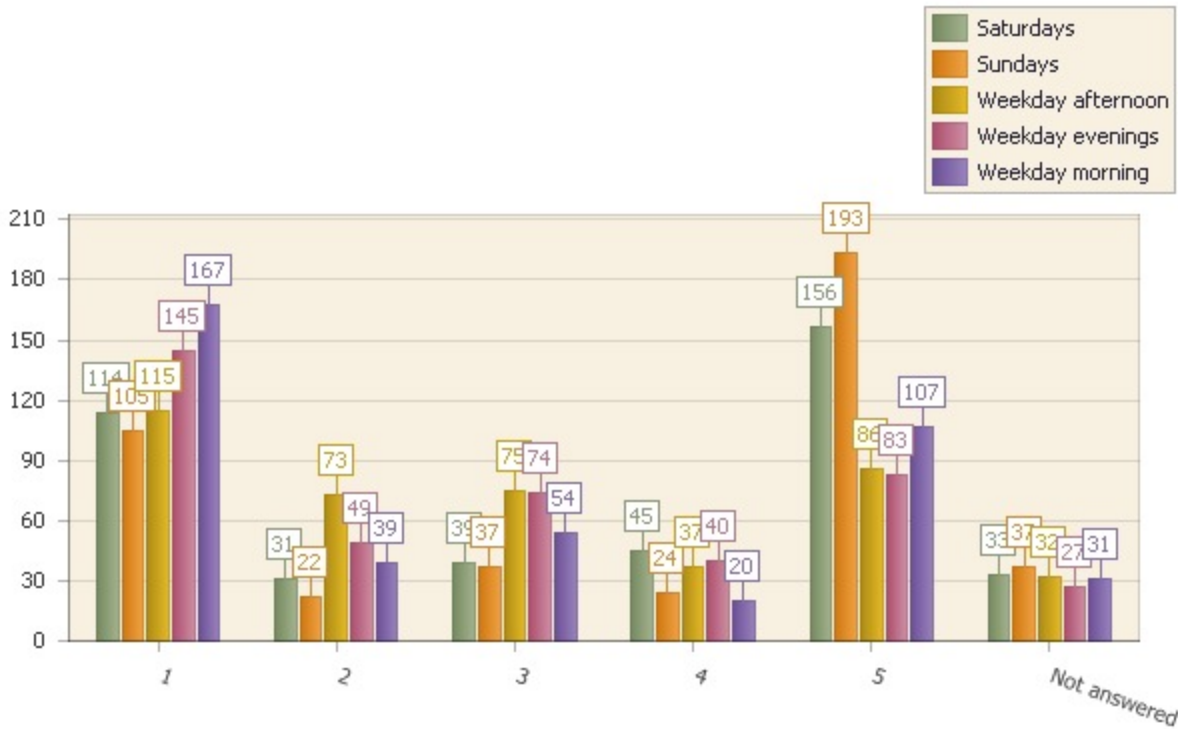
Please rate your preferences on the following course scheduling options (1=highest, 5=lowest)

Question type: Matrix & Multimatrix

Number of responses: 400

Number of respondents: 418

Scale: 1 – 5



Matrix row	Not answered	Mean	Std dev	Count and % Rating 1	Count and % Rating 2	Count and % Rating 3	Count and % Rating 4	Count and % Rating 5
Weekday morning	31 (7.4%)	2.6	1.7	167 (43.2%)	39 (10.1%)	54 (14.0%)	20 (5.2%)	107 (27.6%)
Weekday afternoon	32 (7.7%)	2.8	1.5	115 (29.8%)	73 (18.9%)	75 (19.4%)	37 (9.6%)	86 (22.3%)
Weekday evenings	27 (6.5%)	2.7	1.6	145 (37.1%)	49 (12.5%)	74 (18.9%)	40 (10.2%)	83 (21.2%)
Saturdays	33 (7.9%)	3.3	1.7	114 (29.6%)	31 (8.1%)	39 (10.1%)	45 (11.7%)	156 (40.5%)
Sundays	37 (8.9%)	3.5	1.7	105 (27.6%)	22 (5.8%)	37 (9.7%)	24 (6.3%)	193 (50.7%)

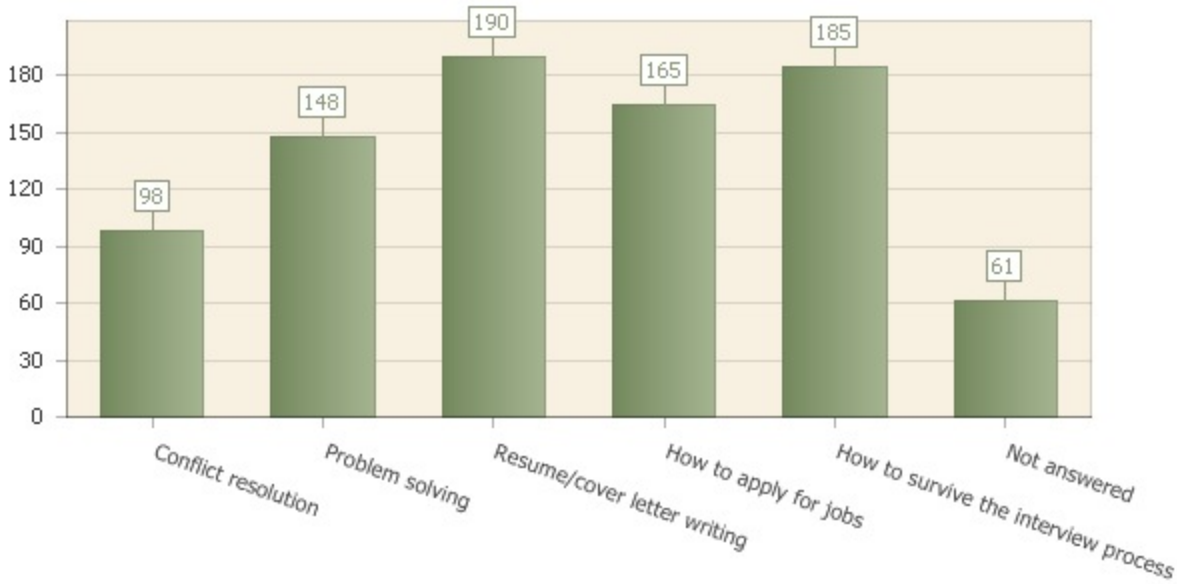
1.1.33. P6Q3

Which of the following would you like to have incorporated into your program of study? (please check all that apply)

Question type: Multiple choice

Number of responses: 357

Number of respondents: 418



Answer	Count	Percent answer
Conflict resolution	98	23.4%
Problem solving	148	35.4%
Resume/cover letter writing	190	45.5%
How to apply for jobs	165	39.5%
How to survive the interview process	185	44.3%
Not answered	61	14.6%

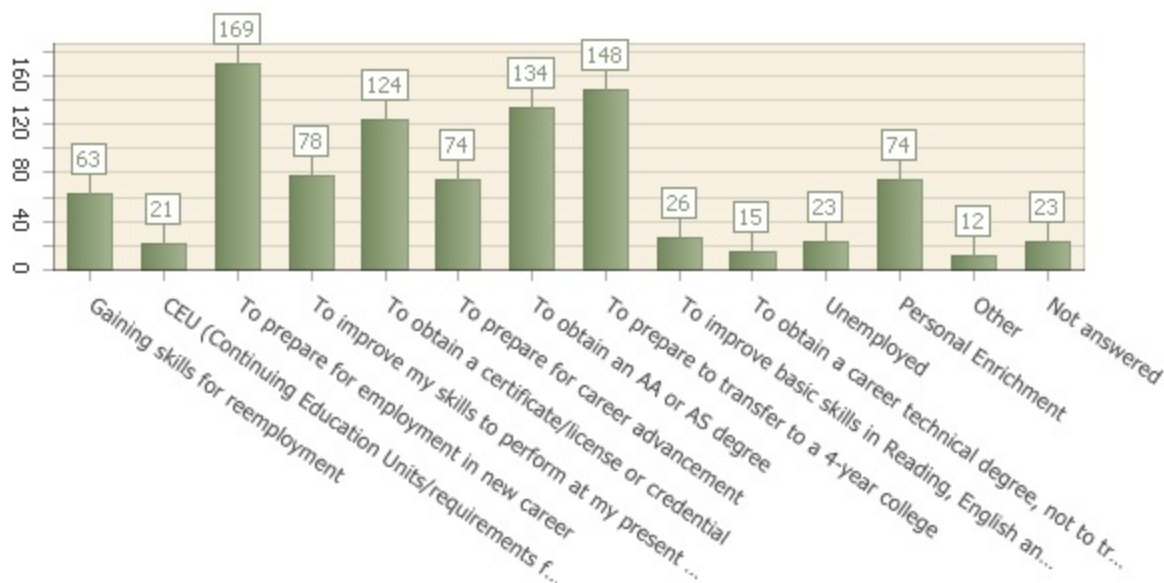
1.1.34. P6Q4

Why are you currently enrolled in college courses? (please check all that apply)

Question type: Multiple choice

Number of responses: 395

Number of respondents: 418



Answer	Count	Percent answer
Gaining skills for reemployment	63	15.1%
CEU (Continuing Education Units/requirements for your particular field)	21	5.0%
To prepare for employment in new career	169	40.4%
To improve my skills to perform at my present job	78	18.7%
To obtain a certificate/license or credential	124	29.7%
To prepare for career advancement	74	17.7%
To obtain an AA or AS degree	134	32.1%
To prepare to transfer to a 4-year college	148	35.4%
To improve basic skills in Reading, English and Math	26	6.2%
To obtain a career technical degree, not to transfer	15	3.6%
Unemployed	23	5.5%
Personal Enrichment	74	17.7%
Other	12	2.9%
Not answered	23	5.5%

Textual answers

Date	Respondent	Answer
3/6/2013	Anonymous	To get into Chiropractic school
3/18/2013	Anonymous	as a senior, I'm committed to keeping my brain/cognitive skills sharp -and community college classes help
4/9/2013	Anonymous	you already asked for my desired end result. I answered it.
4/9/2013	Anonymous	Because I have to do it. "Status Quo".
4/9/2013	Anonymous	High School
4/10/2013	Anonymous	was part of my Goals on my annual review
4/11/2013	Anonymous	i want to start my own business, and take my talents to the next level, digitally.
4/12/2013	Anonymous	To gather life skill too/Federal work study/Adapted Physical Education
4/13/2013	Anonymous	under employed
4/15/2013	Anonymous	Create a new kind of job/profession/line of work

1.1.35. P6Q5

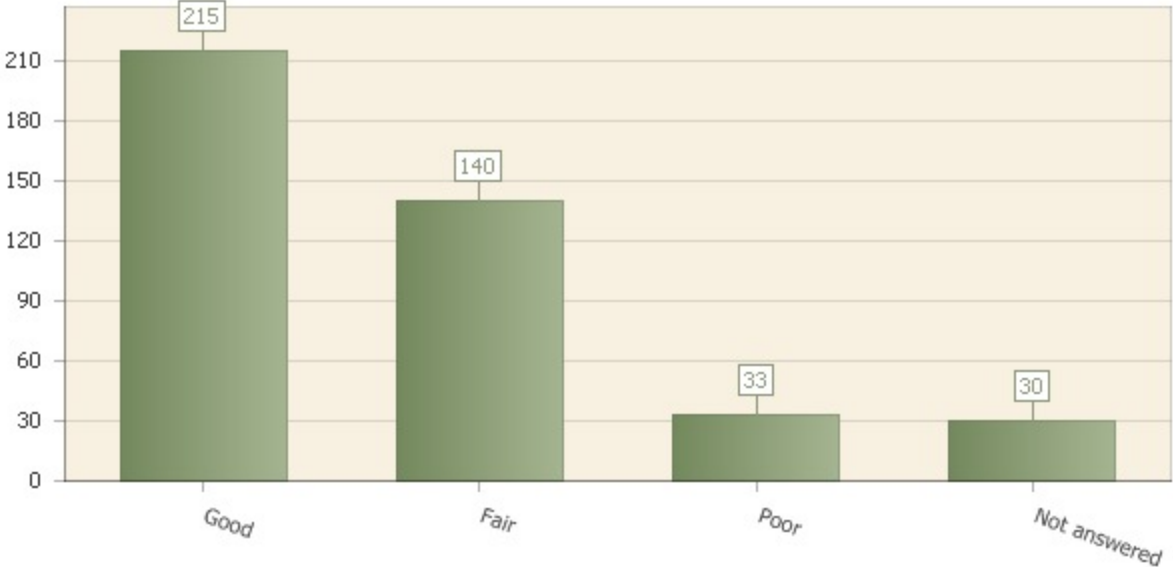
Please rate your level of preparation for the CTE program in the following categories:

Question type: Matrix & Multimatrix

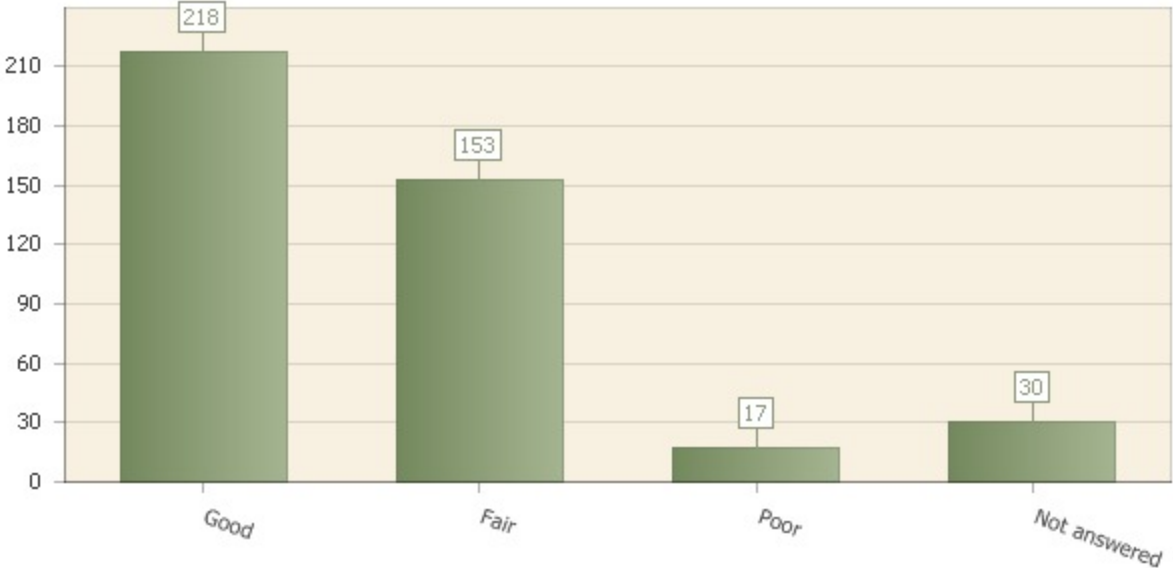
Number of responses: 388

Number of respondents: 418

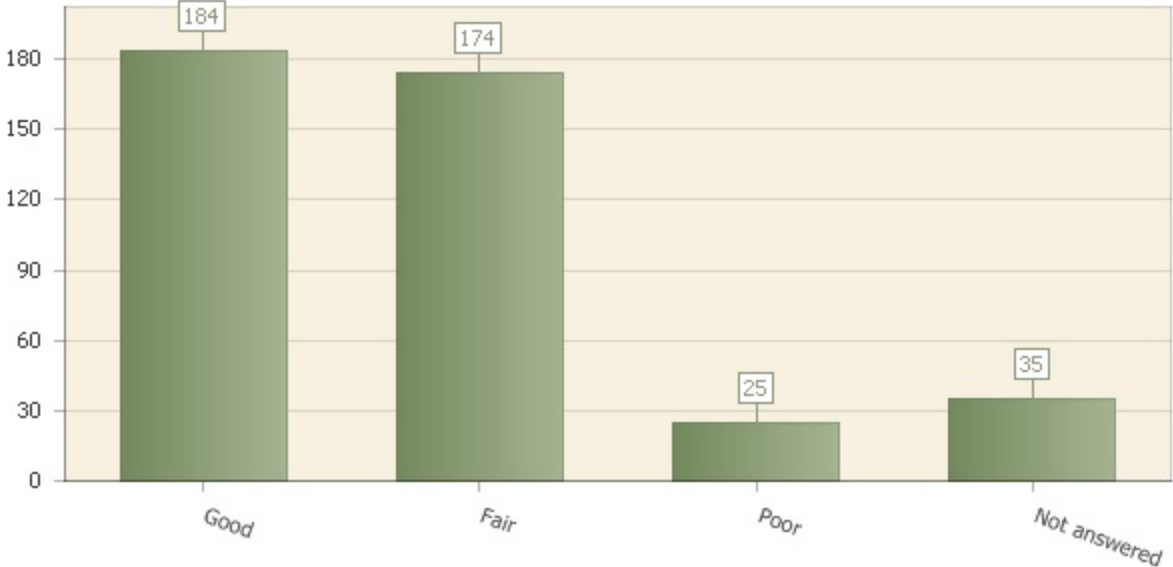
Mathematics



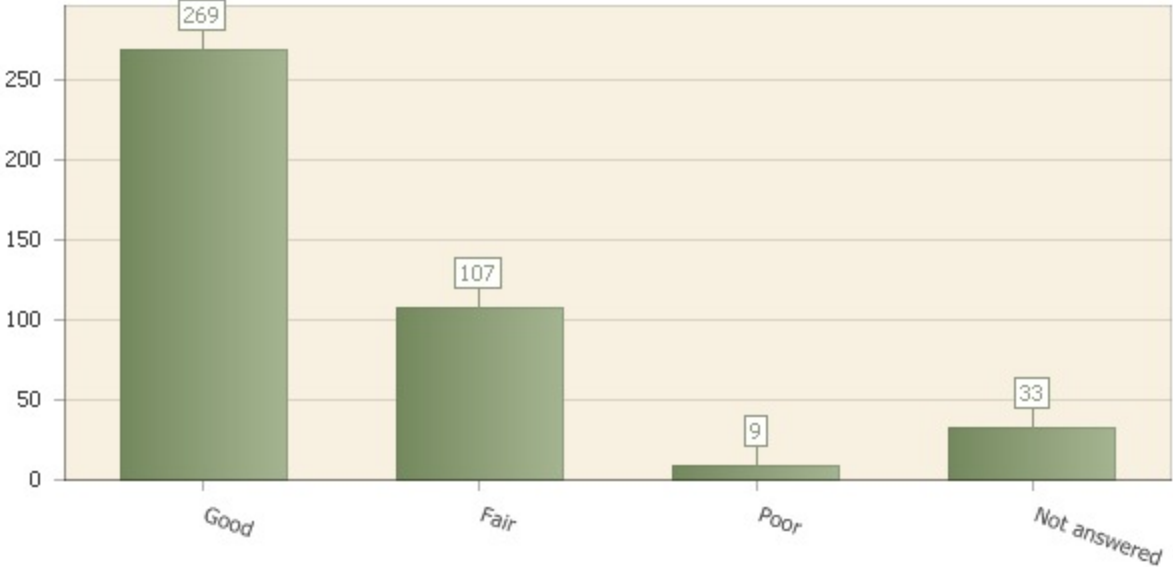
English writing



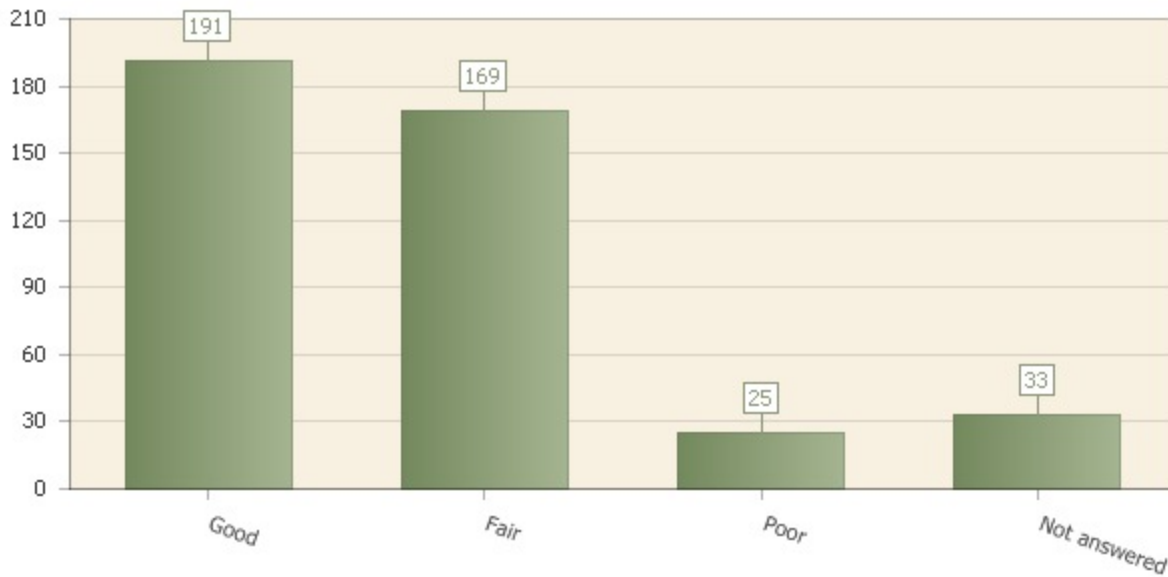
Library skills



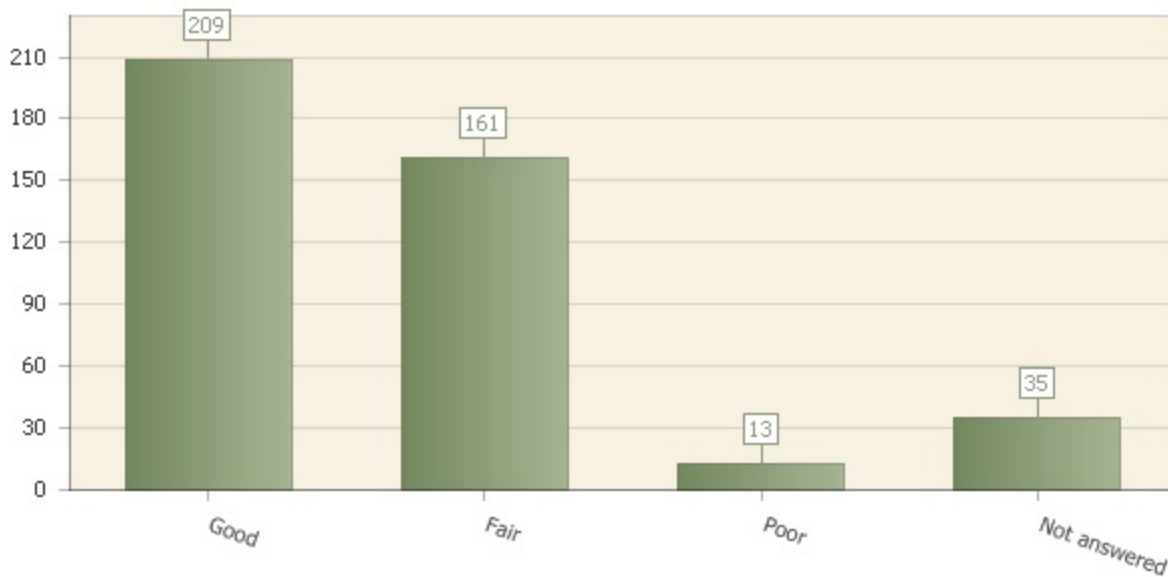
Computer skills



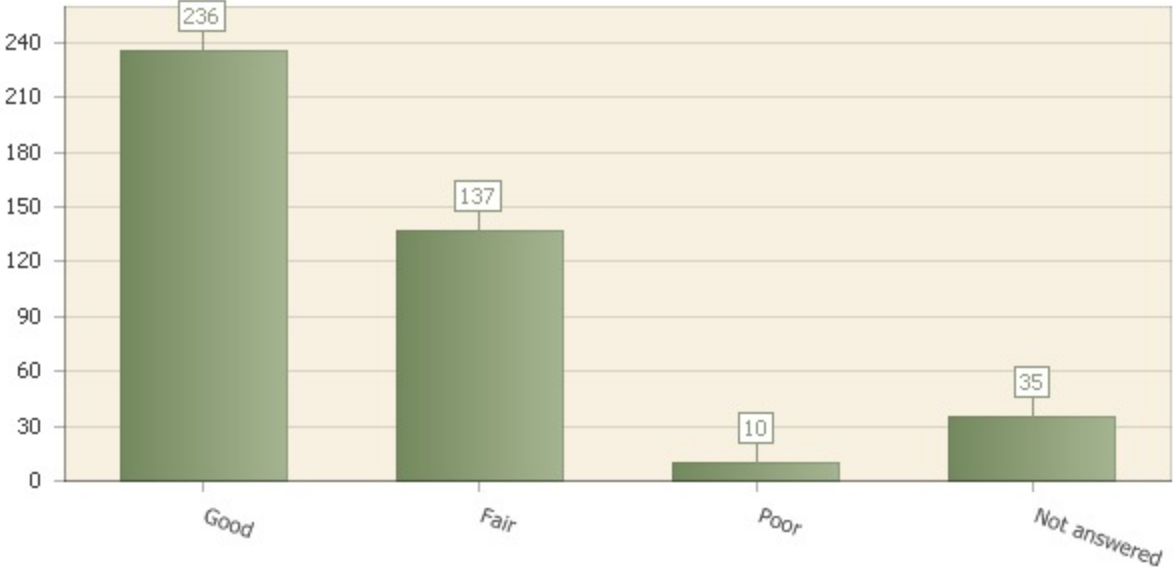
Study habits



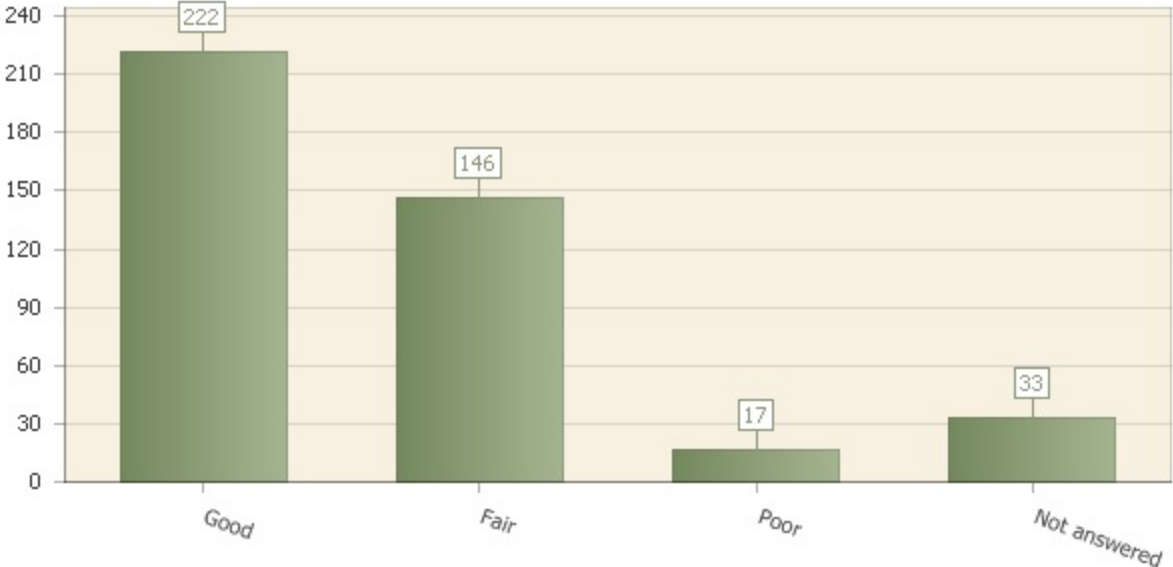
Note taking



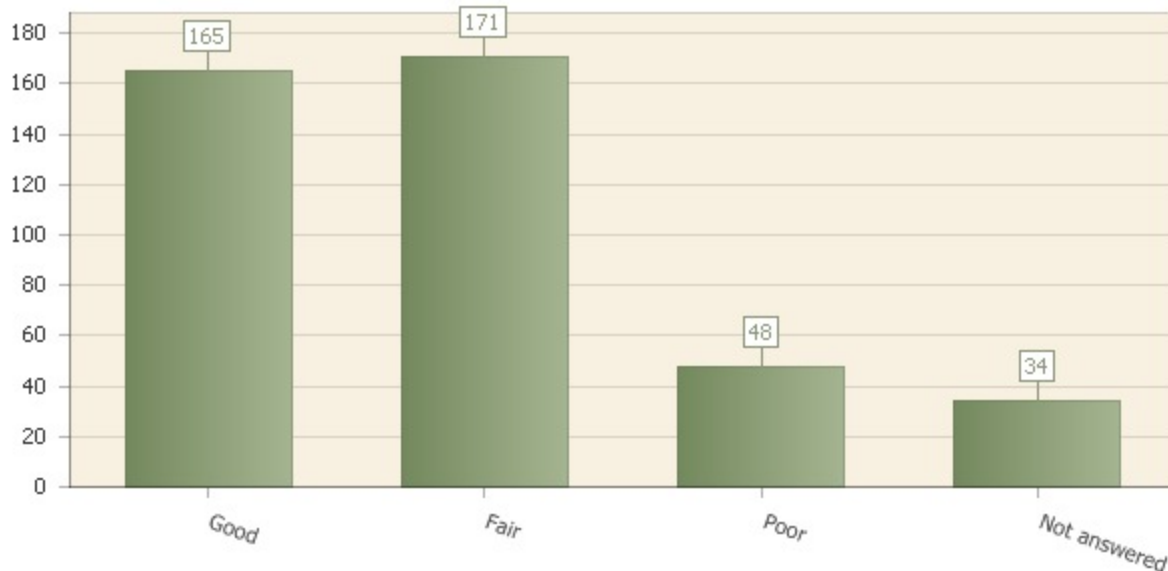
Reading skills



Research skills



In-class presentations



Matrix row	Not answered	Good	Fair	Poor
Mathematics	30 (7.2%)	215 (51.4%)	140 (33.5%)	33 (7.9%)
English writing	30 (7.2%)	218 (52.2%)	153 (36.6%)	17 (4.1%)
Library skills	35 (8.4%)	184 (44.0%)	174 (41.6%)	25 (6.0%)
Computer skills	33 (7.9%)	269 (64.4%)	107 (25.6%)	9 (2.2%)
Study habits	33 (7.9%)	191 (45.7%)	169 (40.4%)	25 (6.0%)
Note taking	35 (8.4%)	209 (50.0%)	161 (38.5%)	13 (3.1%)
Reading skills	35 (8.4%)	236 (56.5%)	137 (32.8%)	10 (2.4%)
Research skills	33 (7.9%)	222 (53.1%)	146 (34.9%)	17 (4.1%)
In-class presentations	34 (8.1%)	165 (39.5%)	171 (40.9%)	48 (11.5%)

1.1.36. P6Q6

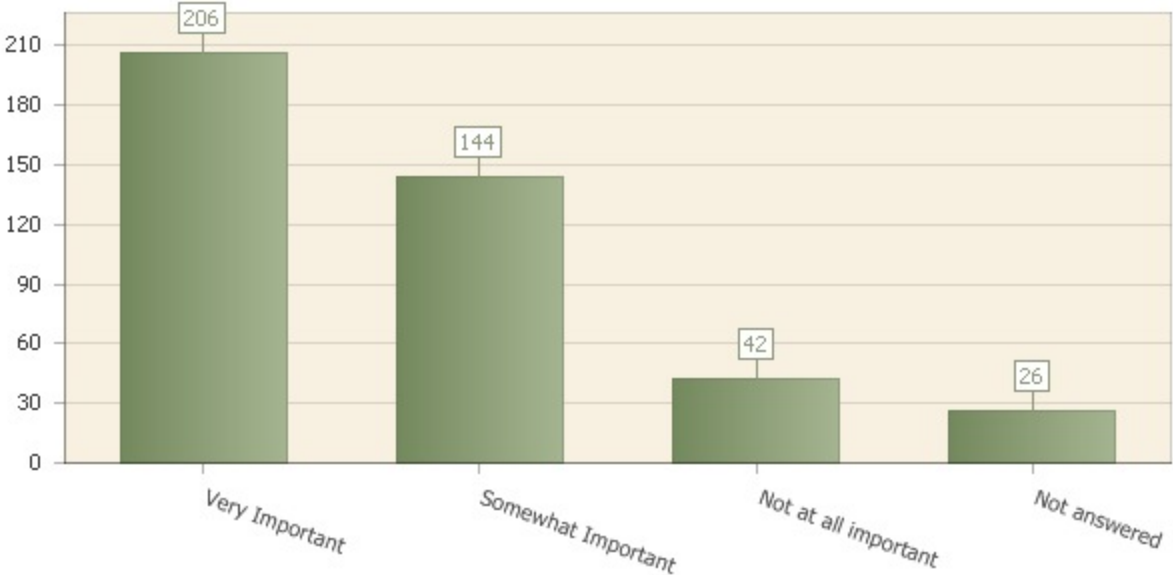
How important are the following categories to your specific area of study:

Question type: Matrix & Multimatrix

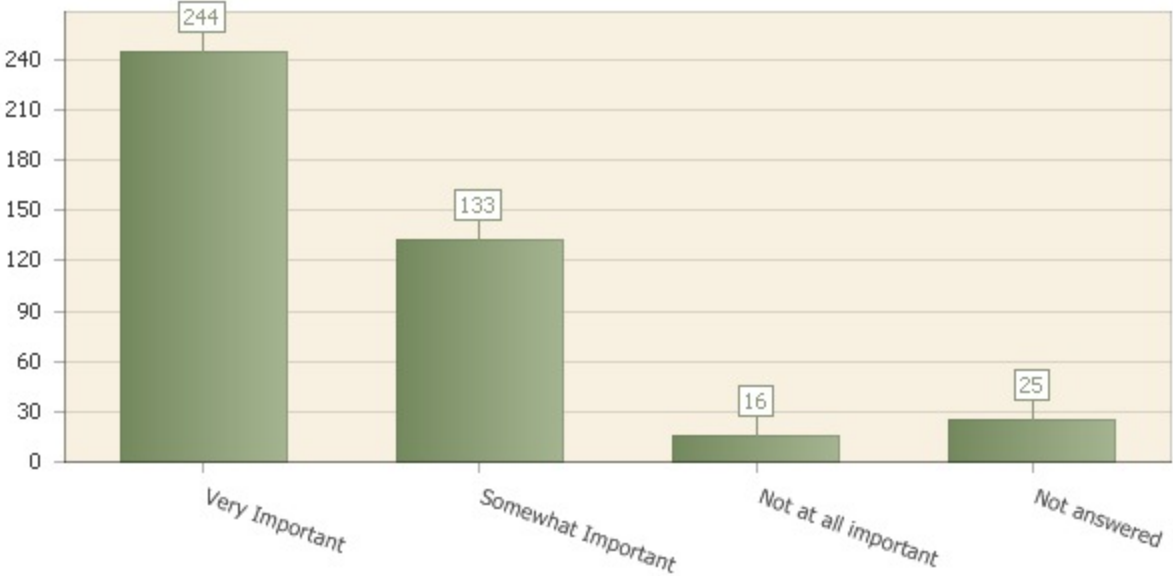
Number of responses: 394

Number of respondents: 418

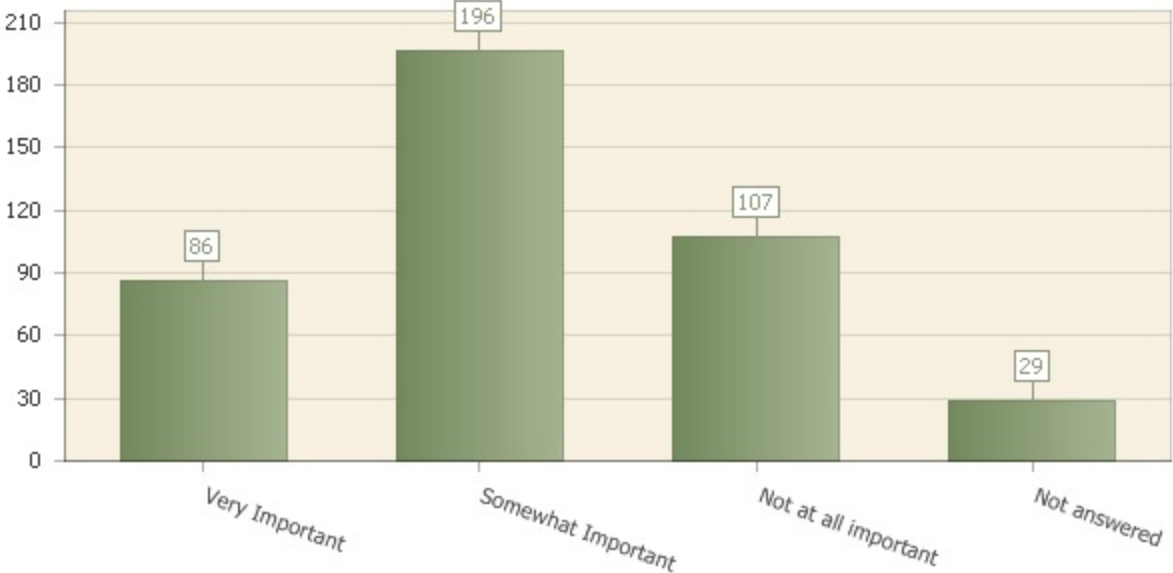
Mathematics



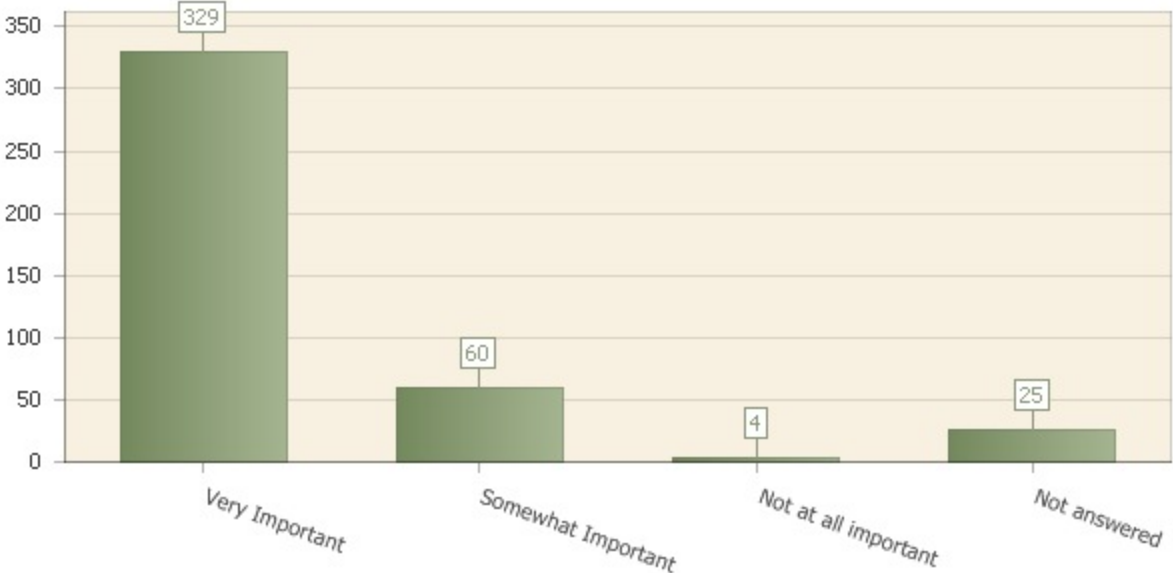
English writing



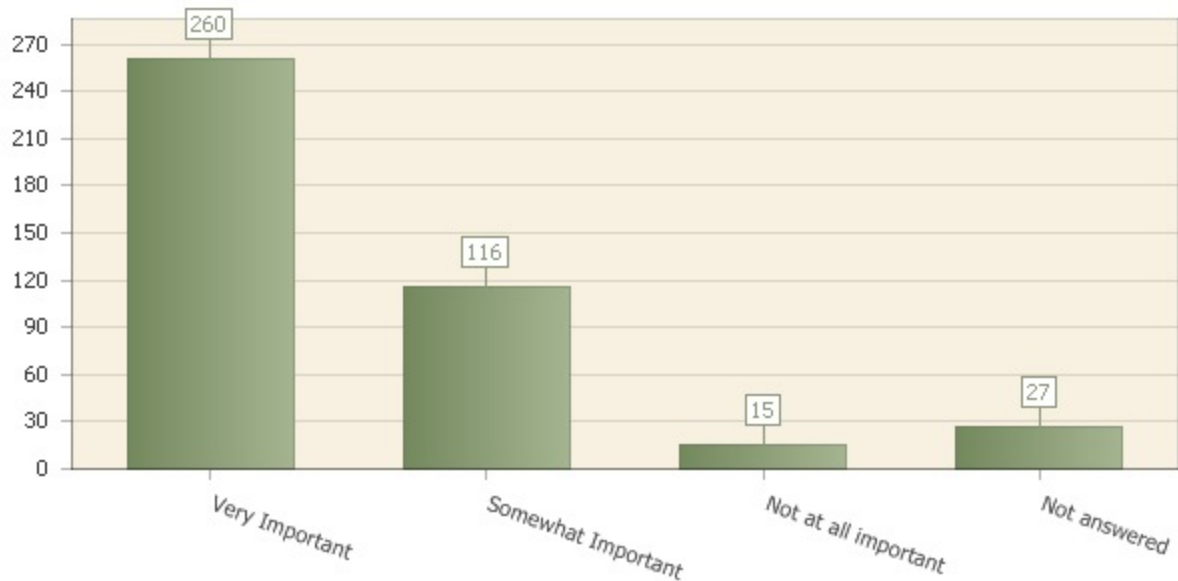
Library skills



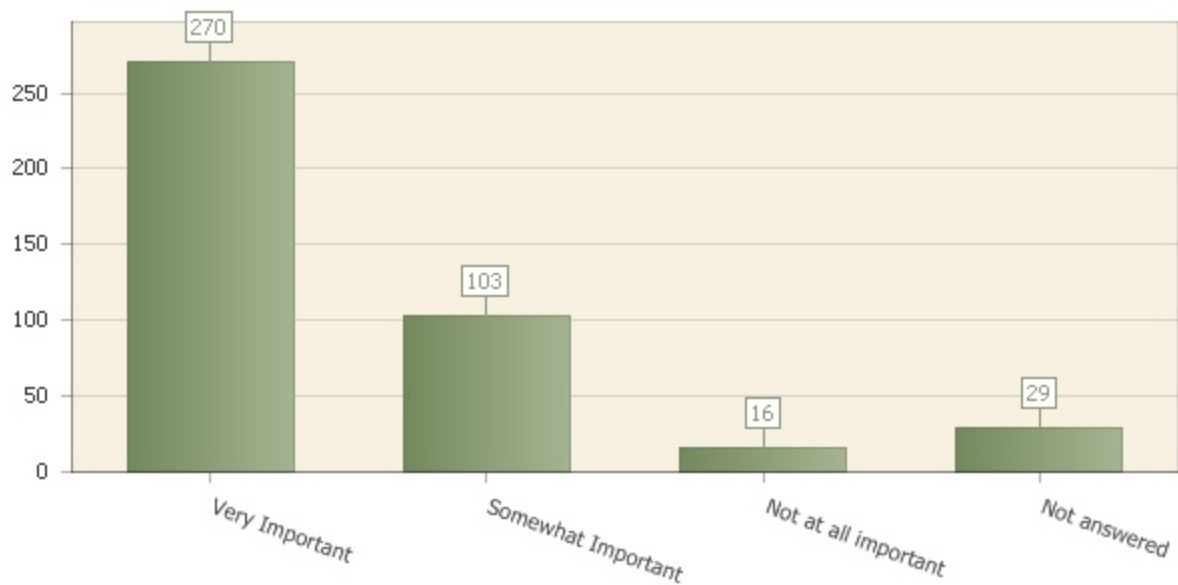
Computer skills



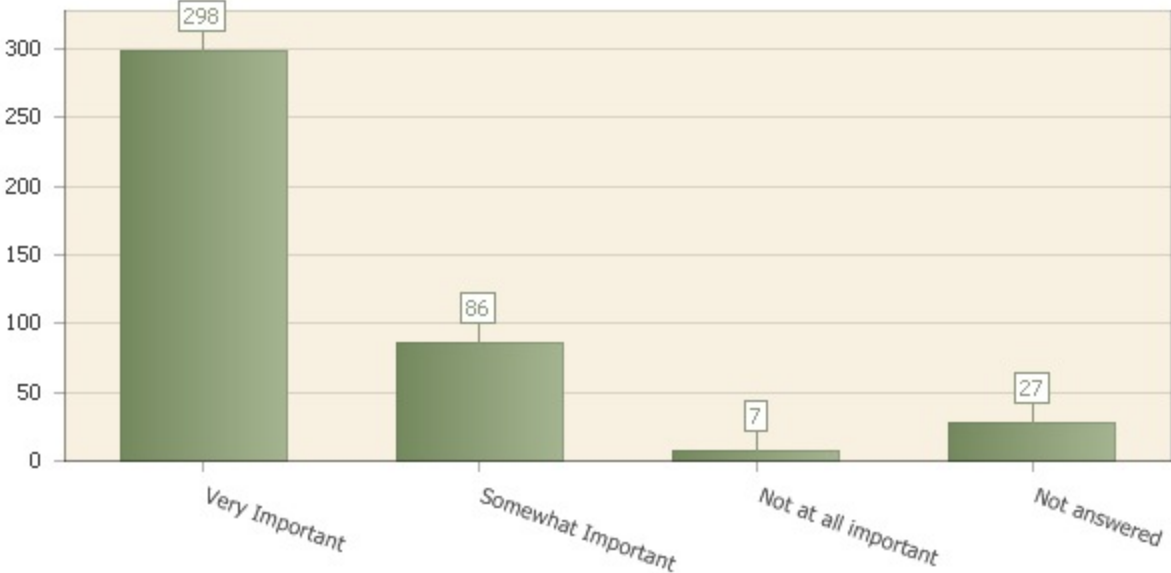
Study habits



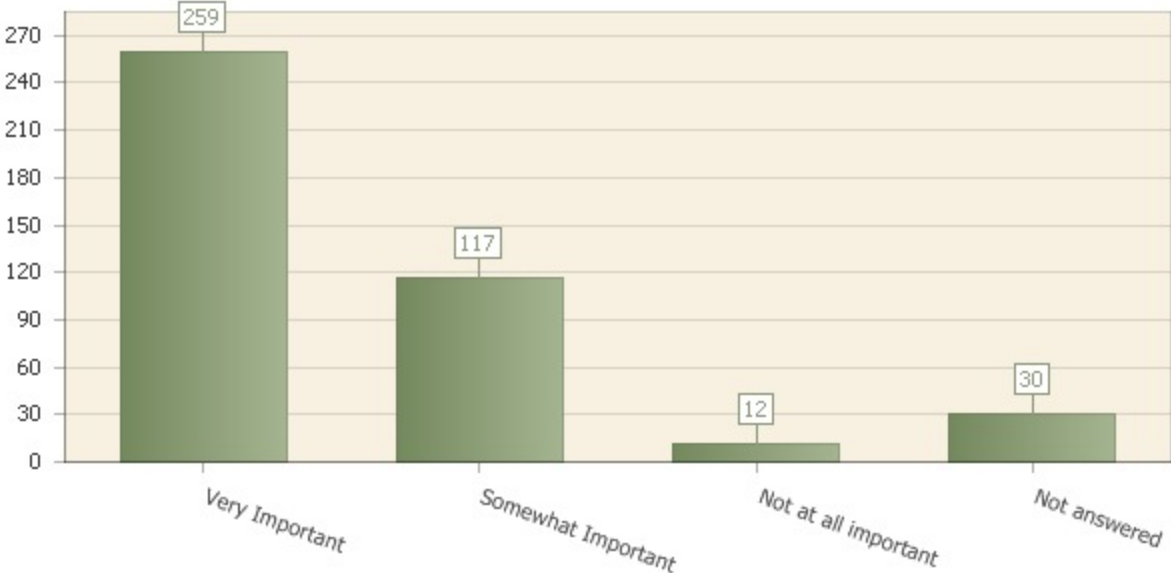
Note taking



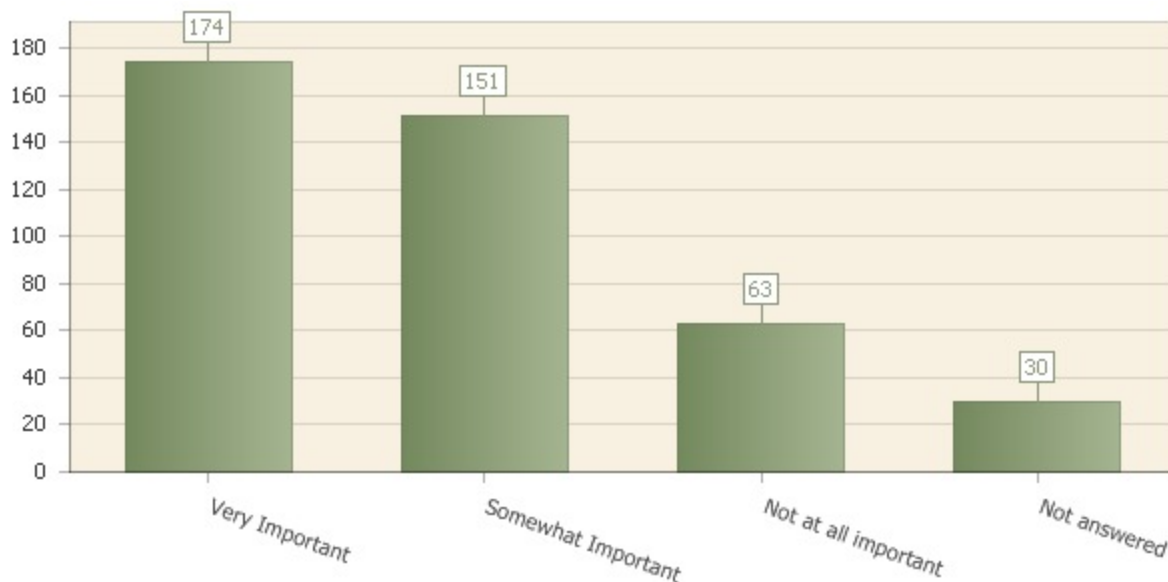
Reading skills



Research skills



In-class presentations



Matrix row	Not answered	Very Important	Somewhat Important	Not at all important
Mathematics	26 (6.2%)	206 (49.3%)	144 (34.4%)	42 (10.0%)
English writing	25 (6.0%)	244 (58.4%)	133 (31.8%)	16 (3.8%)
Library skills	29 (6.9%)	86 (20.6%)	196 (46.9%)	107 (25.6%)
Computer skills	25 (6.0%)	329 (78.7%)	60 (14.4%)	4 (1.0%)
Study habits	27 (6.5%)	260 (62.2%)	116 (27.8%)	15 (3.6%)
Note taking	29 (6.9%)	270 (64.6%)	103 (24.6%)	16 (3.8%)
Reading skills	27 (6.5%)	298 (71.3%)	86 (20.6%)	7 (1.7%)
Research skills	30 (7.2%)	259 (62.0%)	117 (28.0%)	12 (2.9%)
In-class presentations	30 (7.2%)	174 (41.6%)	151 (36.1%)	63 (15.1%)

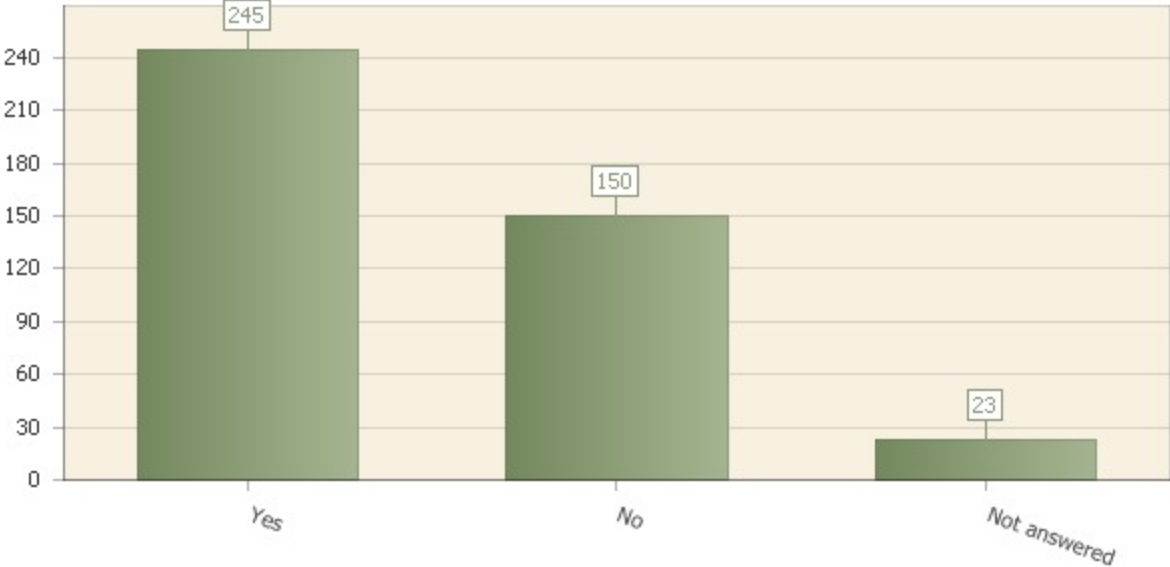
1.1.37. P6Q7

Did you meet with an academic counselor during your first semester?

Question type: Multiple choice

Number of responses: 395

Number of respondents: 418



Answer	Count	Percent answer
Yes	245	58.6%
No	150	35.9%
Not answered	23	5.5%