



2017/18 Final Budget

September 13, 2017



2017/18 Budget Assumptions – General Fund

- ▶ Property Tax Increase: 7.89%
- ▶ Enrollment: Resident -0.84%, International +13%, Total is flat
- ▶ RDA: Continue ongoing, no one-time
- ▶ EPA: Ongoing \$100/FTES



Year to Year: Fund 1 Revenues


	16/17	17/18	
	Actual	Budget	Change
Property Taxes	\$126,639,890	\$137,874,341	\$11,234,451
Student Fees	10,803,020	10,808,205	\$5,185
RDA Funds	9,496,780	8,003,512	(\$1,493,267)
Nonres. Tuition	8,116,086	9,329,586	\$1,213,500
EPA	1,640,671	1,626,819	(\$13,852)
Other Rev/Tsfrs	14,569,133	9,688,356	(\$4,880,777)
Total	\$171,265,579	\$177,330,818	\$6,065,239

Year to Year: Fund 1 Expenses

	16/17	17/18	
	Actual	Budget	Variance
Salaries & Benefits	\$134,844,052	\$151,373,891	\$16,529,839
Materials & Operating	\$15,223,676	\$31,634,630	\$16,410,954
Capital Outlay	\$245,516	\$385,042	\$139,526
Transfers/ Other	\$19,255,169	\$4,767,034	(\$14,488,135)
Total	\$169,568,413	\$188,160,597	\$21,369,139

Year to Year: Fund 1

	16/17	17/18	
	Actual	Budget	Variance
Net Change	\$1,697,166	(\$10,829,780)	(\$12,526,946)
Beginning Fund Balance	\$32,185,619	\$33,882,785	\$1,697,166
Ending Fund Balance	\$33,882,785	\$23,053,006	(\$10,829,780)




Community-Supported Status as of 16/17 P2

State Revenue Limit	\$98,500,760
Property Taxes	\$126,263,082
Student Fees	\$10,740,914
RDA Funds	\$7,431,168
Community Revenues	\$144,435,164
Revenue over Limit	\$45,934,404


Increased Categorical Funds

Program	State Funding	District Funding
CC Completion	\$25M	Up to \$2K to students
FT Student Success	\$25M	\$457,289
Guided Pathways	\$150M	\$1,965,494 est.
Prop. 39	\$38.962M	\$567,226
Online Ed Initiative	\$10M new	Canvas
Scheduled Maintenance	\$76.9M	\$1,118,948
Innovation Awards	\$20M	Grant funded
California Promise	\$15M	Grant funded



District Innovation Funds

- ▶ 17/18 Ongoing \$2.0M
 - Cañada \$500,000
 - CSM \$500,000
 - Skyline \$500,000
 - District \$500,000



PERS and STRS Increases

- ▶ 14/15 Increase: \$870K
- ▶ 15/16 Increase: \$720K
- ▶ 16/17 Increase \$1671K
- ▶ 17/18 Increase \$1925K

	13/14	17/18	20/21
PERS	11.44%	15.53%	20.40%
STRS	8.25%	14.43%	19.10%




Retirement Trust Fund

Change In Portfolio

Portfolio Value on 7-1-2016	\$80,355,999
Contributions	8,000,000
Withdrawals	-
Change in Market Value	6,253,816
Income Received	2,789,489
Portfolio Fees	(337,685)
Portfolio Value on 06-30-2017	\$97,061,619

Other Issues

- ▶ Accreditation
- ▶ RDAs
- ▶ Strategic Plan
- ▶ Reserves



Questions?

