

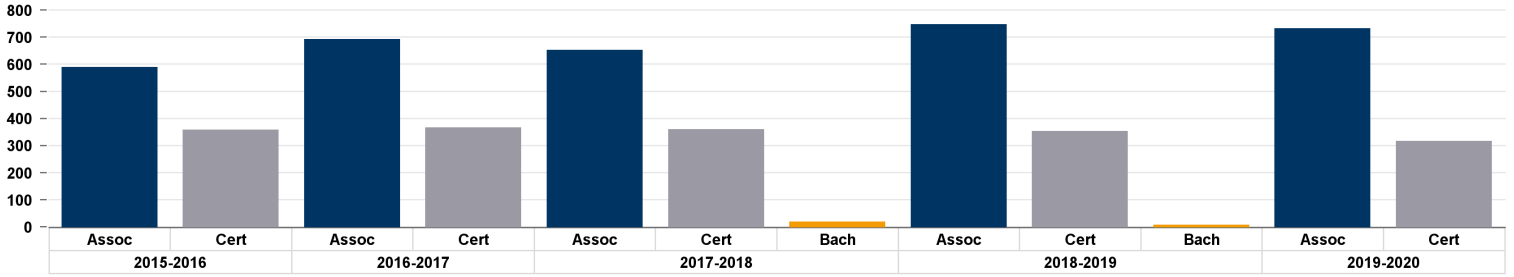


# Degrees and Certificates Awarded 2015-2016 Through 2019-2020 Skyline College

<b>Report Definition</b>	This report is based on Associate's degrees, Bachelor's degrees, and certificates awarded by Skyline during the following academic years: 2015-2016, 2016-2017, 2017-2018, 2018-2019, 2019-2020.
<b>Academic Year</b>	The academic year is defined as Summer, Fall, and Spring.
<b>Summary Headcount #/%</b>	The tabs labeled "Summary Headcount #" and "Summary Headcount %" are based on unduplicated counts of degree and certificate completers.
<b>Summary Awards #/%</b>	The tabs labeled "Summary Awards #" and "Summary Awards %" are based on a total count of all degrees and certificates awarded.
<b>Age</b>	Based on the student's age as of their corresponding completion term.
<b>Program</b>	The "programs" displayed on this report are obtained from the field Program_Desc_Its in the Sv_Term_Degrees_Certificates table.
<b>Avg. Units Earned</b>	Based on the cumulative number of units the student completed at any SMCCCD institution by the end of their completion term. Does not include transfer units. (Source: UNITS_TERM_DIST_EARNED field from the SV_STUDENT_TERM_GPA table.)
<b>Avg. Time to Complete</b>	Based on the number of terms in which the student was enrolled in SMCCCD. Only includes those terms in which the student had attempted units greater than zero. Includes all terms from the completion term and prior. Summer terms are counted as 1/2 of a term.

## Degrees and Certificates Awarded 2015-2016 Through 2019-2020 Skyline College

### Completers (Unduplicated)



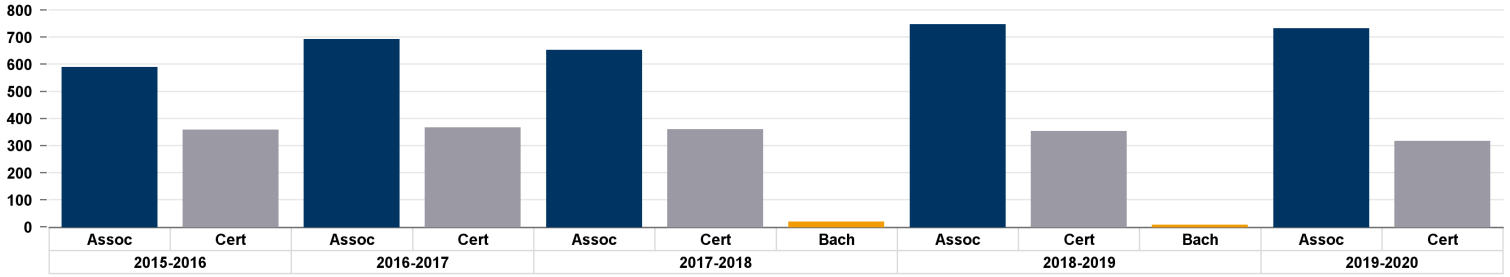
Ethnicity	15-16			16-17			17-18			18-19			19-20			Total	Total	Total	Total		
	Assoc	Cert	Total	Assoc	Cert	Total	Assoc	Cert	Bach	Total	Assoc	Cert	Bach	Total	Assoc	Cert	Total	Assoc	Cert	Bach	Total
American Indian/Alaskan Native	2	1	2	1		1			1	1								3	1	1	4
Asian	107	84	187	123	82	198	124	100		208	136	63	1	192	134	74	196	597	345	1	876
Black/African American	13	12	25	17	8	24	10	7	1	17	20	11		28	13	10	23	71	40	1	106
Filipino	139	36	172	163	31	192	151	42	5	191	193	45	1	234	171	42	209	777	161	6	908
Hispanic/Latinx	166	105	264	203	128	318	183	100	2	280	205	118	1	318	228	104	330	938	451	3	1,330
Multiraces	37	25	61	46	16	62	51	20	2	71	62	24		84	60	18	78	244	88	2	324
Pacific Islander	4	3	7	7	2	9	5	5	1	11	2	8		10	8	2	10	24	17	1	39
Unknown	11	7	18	14	5	19	13	11		24	16	9	1	26	12	13	21	62	40	1	97
White	108	83	185	116	93	204	113	73	6	188	111	73	2	181	105	51	155	524	326	8	823
<b>Total</b>	<b>587</b>	<b>356</b>	<b>921</b>	<b>690</b>	<b>365</b>	<b>1,027</b>	<b>650</b>	<b>358</b>	<b>18</b>	<b>991</b>	<b>745</b>	<b>351</b>	<b>6</b>	<b>1,073</b>	<b>731</b>	<b>314</b>	<b>1,022</b>	<b>3,240</b>	<b>1,469</b>	<b>24</b>	<b>4,507</b>

Age	15-16			16-17			17-18			18-19			19-20			Total	Total	Total	Total		
	Assoc	Cert	Total	Assoc	Cert	Total	Assoc	Cert	Bach	Total	Assoc	Cert	Bach	Total	Assoc	Cert	Total	Assoc	Cert	Bach	Total
Age Under 18	1	1	2															1	1		2
Age 18 - 22	265	111	370	305	141	438	319	99		412	371	128		490	386	123	501	1,600	470		2,016
Age 23 - 28	194	113	298	246	130	366	229	119	4	334	222	104	1	317	228	91	312	1,058	491	5	1,473
Age 29 - 39	84	79	160	86	64	144	77	88	9	168	111	71	1	177	89	70	154	429	349	10	744
Age 40 - 49	26	30	54	39	22	59	20	36	5	58	30	29	3	60	19	19	38	130	125	8	244
Age 50 - 59	16	20	35	13	12	24	4	14		18	9	17	1	26	8	11	16	45	68	1	106
Age 60 +	4	6	9	2		2	2	6		8	3	4		7	2	2	4	12	17		28
<b>Total</b>	<b>587</b>	<b>356</b>	<b>921</b>	<b>690</b>	<b>365</b>	<b>1,027</b>	<b>650</b>	<b>358</b>	<b>18</b>	<b>991</b>	<b>745</b>	<b>351</b>	<b>6</b>	<b>1,073</b>	<b>731</b>	<b>314</b>	<b>1,022</b>	<b>3,240</b>	<b>1,469</b>	<b>24</b>	<b>4,507</b>

Gender	15-16			16-17			17-18			18-19			19-20			Total	Total	Total	Total		
	Assoc	Cert	Total	Assoc	Cert	Total	Assoc	Cert	Bach	Total	Assoc	Cert	Bach	Total	Assoc	Cert	Total	Assoc	Cert	Bach	Total
Female	329	159	472	393	161	535	384	194	10	575	447	172	2	602	427	141	552	1,874	788	12	2,534
Male	250	194	438	285	200	476	258	158	7	401	283	172	4	450	289	165	448	1,312	660	11	1,900
Non Reported	8	3	11	12	4	16	8	6	1	15	15	7		21	15	8	22	54	21	1	73
<b>Total</b>	<b>587</b>	<b>356</b>	<b>921</b>	<b>690</b>	<b>365</b>	<b>1,027</b>	<b>650</b>	<b>358</b>	<b>18</b>	<b>991</b>	<b>745</b>	<b>351</b>	<b>6</b>	<b>1,073</b>	<b>731</b>	<b>314</b>	<b>1,022</b>	<b>3,240</b>	<b>1,469</b>	<b>24</b>	<b>4,507</b>

## Degrees and Certificates Awarded 2015-2016 Through 2019-2020 Skyline College

### Completers (Unduplicated)



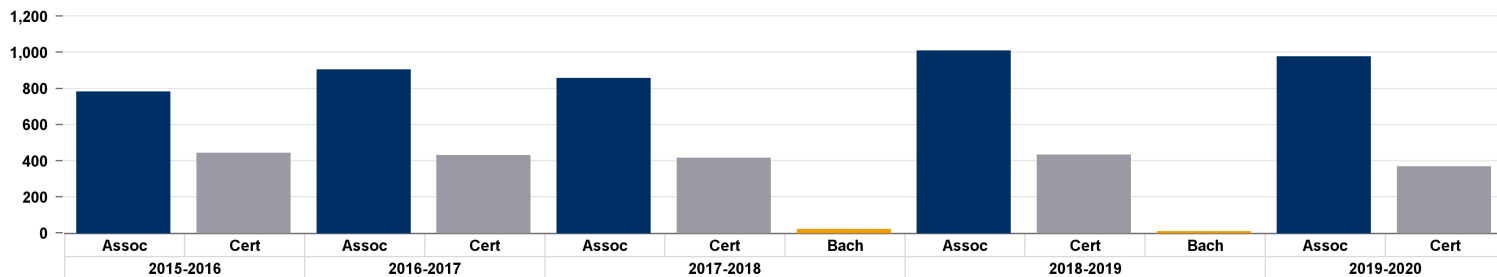
Ethnicity	15-16	15-16	15-16	16-17	16-17	16-17	17-18	17-18	17-18	17-18	18-19	18-19	18-19	18-19	19-20	19-20	19-20	Total	Total	Total	Total
	Assoc	Cert	Total	Assoc	Cert	Total	Assoc	Cert	Bach	Total	Assoc	Cert	Bach	Total	Assoc	Cert	Total	Assoc	Cert	Bach	Total
American Indian/Alaskan Native	0%	0%	0%	0%	0%	0%	0%	0%	6%	0%	0%	0%	0%	0%	0%	0%	0%	0%	0%	4%	0%
Asian	18%	24%	20%	18%	22%	19%	19%	28%	0%	21%	18%	18%	17%	18%	18%	24%	19%	18%	23%	4%	19%
Black/African American	2%	3%	3%	2%	2%	2%	2%	2%	6%	2%	3%	3%	0%	3%	2%	3%	2%	2%	3%	4%	2%
Filipino	24%	10%	19%	24%	8%	19%	23%	12%	28%	19%	26%	13%	17%	22%	23%	13%	20%	24%	11%	25%	20%
Hispanic/Latinx	28%	29%	29%	29%	35%	31%	28%	28%	11%	28%	28%	34%	17%	30%	31%	33%	32%	29%	31%	13%	30%
Multiraces	6%	7%	7%	7%	4%	6%	8%	6%	11%	7%	8%	7%	0%	8%	8%	6%	8%	8%	6%	8%	7%
Pacific Islander	1%	1%	1%	1%	1%	1%	1%	1%	6%	1%	0%	2%	0%	1%	1%	1%	1%	1%	1%	4%	1%
Unknown	2%	2%	2%	2%	1%	2%	2%	3%	0%	2%	2%	3%	17%	2%	2%	4%	2%	2%	3%	4%	2%
White	18%	23%	20%	17%	25%	20%	17%	20%	33%	19%	15%	21%	33%	17%	14%	16%	15%	16%	22%	33%	18%
<b>Total</b>	<b>100%</b>	<b>100%</b>	<b>100%</b>	<b>100%</b>	<b>100%</b>	<b>100%</b>	<b>100%</b>	<b>100%</b>	<b>100%</b>	<b>100%</b>	<b>100%</b>	<b>100%</b>	<b>100%</b>	<b>100%</b>	<b>100%</b>	<b>100%</b>	<b>100%</b>	<b>100%</b>	<b>100%</b>	<b>100%</b>	<b>100%</b>

Age	15-16	15-16	15-16	16-17	16-17	16-17	17-18	17-18	17-18	17-18	18-19	18-19	18-19	18-19	19-20	19-20	19-20	Total	Total	Total	Total
	Assoc	Cert	Total	Assoc	Cert	Total	Assoc	Cert	Bach	Total	Assoc	Cert	Bach	Total	Assoc	Cert	Total	Assoc	Cert	Bach	Total
Age Under 18	0%	0%	0%	0%	0%	0%	0%	0%	0%	0%	0%	0%	0%	0%	0%	0%	0%	0%	0%	0%	0%
Age 18 - 22	45%	31%	40%	44%	39%	43%	49%	28%	0%	42%	50%	36%	0%	46%	53%	39%	49%	49%	32%	0%	45%
Age 23 - 28	33%	32%	32%	36%	36%	36%	35%	33%	22%	34%	30%	30%	17%	30%	31%	29%	31%	33%	33%	21%	33%
Age 29 - 39	14%	22%	17%	12%	18%	14%	12%	25%	50%	17%	15%	20%	17%	16%	12%	22%	15%	13%	24%	42%	17%
Age 40 - 49	4%	8%	6%	6%	6%	6%	3%	10%	28%	6%	4%	8%	50%	6%	3%	6%	4%	4%	9%	33%	5%
Age 50 - 59	3%	6%	4%	2%	3%	2%	1%	4%	0%	2%	1%	5%	17%	2%	1%	4%	2%	1%	5%	4%	2%
Age 60 +	1%	2%	1%	0%	0%	0%	0%	2%	0%	1%	0%	1%	0%	1%	0%	1%	0%	0%	1%	0%	1%
<b>Total</b>	<b>100%</b>	<b>100%</b>	<b>100%</b>	<b>100%</b>	<b>100%</b>	<b>100%</b>	<b>100%</b>	<b>100%</b>	<b>100%</b>	<b>100%</b>	<b>100%</b>	<b>100%</b>	<b>100%</b>	<b>100%</b>	<b>100%</b>	<b>100%</b>	<b>100%</b>	<b>100%</b>	<b>100%</b>	<b>100%</b>	<b>100%</b>

Gender	15-16	15-16	15-16	16-17	16-17	16-17	17-18	17-18	17-18	17-18	18-19	18-19	18-19	18-19	19-20	19-20	19-20	Total	Total	Total	Total
	Assoc	Cert	Total	Assoc	Cert	Total	Assoc	Cert	Bach	Total	Assoc	Cert	Bach	Total	Assoc	Cert	Total	Assoc	Cert	Bach	Total
Female	56%	45%	51%	57%	44%	52%	59%	54%	56%	58%	60%	49%	33%	56%	58%	45%	54%	58%	54%	50%	56%
Male	43%	54%	48%	41%	55%	46%	40%	44%	39%	40%	38%	49%	67%	42%	40%	53%	44%	40%	45%	46%	42%
Non Reported	1%	1%	1%	2%	1%	2%	1%	2%	6%	2%	2%	0%	0%	2%	2%	3%	2%	2%	1%	4%	2%
<b>Total</b>	<b>100%</b>	<b>100%</b>	<b>100%</b>	<b>100%</b>	<b>100%</b>	<b>100%</b>	<b>100%</b>	<b>100%</b>	<b>100%</b>	<b>100%</b>	<b>100%</b>	<b>100%</b>	<b>100%</b>	<b>100%</b>	<b>100%</b>	<b>100%</b>	<b>100%</b>	<b>100%</b>	<b>100%</b>	<b>100%</b>	<b>100%</b>

## Degrees and Certificates Awarded 2015-2016 Through 2019-2020 Skyline College

### Awards (Duplicated)



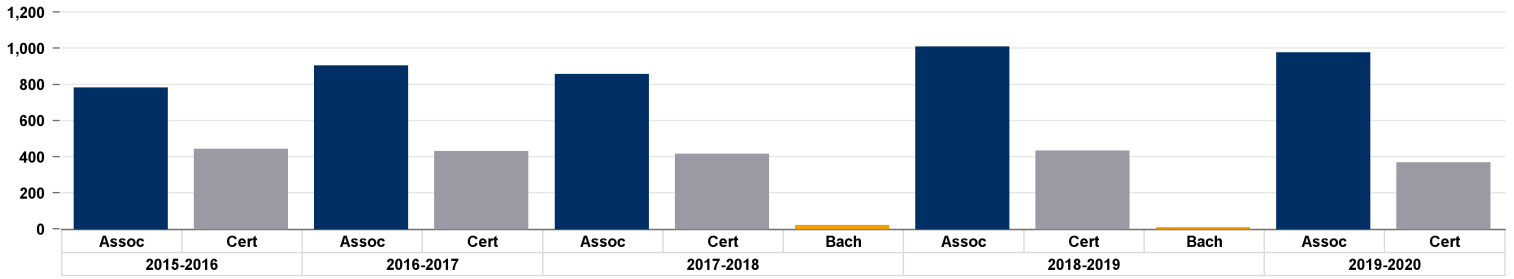
Ethnicity	15-16			16-17			17-18			18-19			19-20			Total	Total	Total	Total		
	Assoc	Cert	Total	Assoc	Cert	Total	Assoc	Cert	Bach	Total	Assoc	Cert	Bach	Total	Assoc	Cert	Total	Assoc	Cert	Bach	Total
American Indian/Alaskan Native	2	1	3	1		1			1	1								3	1	1	5
Asian	158	112	270	154	103	257	156	115		271	182	71	1	254	166	85	251	816	486	1	1,303
Black/African American	17	16	33	19	11	30	14	12	1	27	25	13		38	16	12	28	91	64	1	156
Filipino	178	40	218	228	40	268	200	51	5	256	269	56	1	326	248	48	296	1,123	235	6	1,364
Hispanic/Latinx	232	126	358	265	145	410	251	109	2	362	280	150	1	431	297	127	424	1,325	657	3	1,985
Multiraces	43	32	75	57	17	74	68	22	2	92	80	30		110	84	18	102	332	119	2	453
Pacific Islander	4	3	7	10	2	12	5	5	1	11	2	14		16	8	2	10	29	26	1	56
Unknown	12	10	22	25	5	30	15	16		31	22	10	1	33	22	13	35	96	54	1	151
White	133	101	234	141	104	245	144	82	6	232	147	87	2	236	133	59	192	698	433	8	1,139
<b>Total</b>	<b>779</b>	<b>441</b>	<b>1,220</b>	<b>900</b>	<b>427</b>	<b>1,327</b>	<b>853</b>	<b>412</b>	<b>18</b>	<b>1,283</b>	<b>1,007</b>	<b>431</b>	<b>6</b>	<b>1,444</b>	<b>974</b>	<b>364</b>	<b>1,338</b>	<b>4,513</b>	<b>2,075</b>	<b>24</b>	<b>6,612</b>

Age	15-16			16-17			17-18			18-19			19-20			Total	Total	Total	Total		
	Assoc	Cert	Total	Assoc	Cert	Total	Assoc	Cert	Bach	Total	Assoc	Cert	Bach	Total	Assoc	Cert	Total	Assoc	Cert	Bach	Total
Age Under 18	3	2	5															3	2		5
Age 18 - 22	347	148	495	400	167	567	410	113		523	515	168		683	536	146	682	2,208	742		2,950
Age 23 - 28	250	133	383	330	150	480	319	133	4	456	304	125	1	430	283	106	389	1,486	647	5	2,138
Age 29 - 39	116	96	212	98	74	172	91	103	9	203	142	76	1	219	122	75	197	569	424	10	1,003
Age 40 - 49	42	35	77	48	24	72	26	42	5	73	32	37	3	72	22	23	45	170	161	8	339
Age 50 - 59	16	20	36	21	12	33	5	15		20	9	21	1	31	9	12	21	60	80	1	141
Age 60 +	5	7	12	3		3	2	6		8	5	4		9	2	2	4	17	19		36
<b>Total</b>	<b>779</b>	<b>441</b>	<b>1,220</b>	<b>900</b>	<b>427</b>	<b>1,327</b>	<b>853</b>	<b>412</b>	<b>18</b>	<b>1,283</b>	<b>1,007</b>	<b>431</b>	<b>6</b>	<b>1,444</b>	<b>974</b>	<b>364</b>	<b>1,338</b>	<b>4,513</b>	<b>2,075</b>	<b>24</b>	<b>6,612</b>

Gender	15-16			16-17			17-18			18-19			19-20			Total	Total	Total	Total		
	Assoc	Cert	Total	Assoc	Cert	Total	Assoc	Cert	Bach	Total	Assoc	Cert	Bach	Total	Assoc	Cert	Total	Assoc	Cert	Bach	Total
Female	438	172	610	526	170	696	512	209	10	731	609	188	2	799	553	151	704	2,638	890	12	3,540
Male	332	265	597	358	253	611	331	196	7	534	377	233	4	614	401	204	605	1,799	1,151	11	2,961
Non Reported	9	4	13	16	4	20	10	7	1	18	21	10		31	20	9	29	76	34	1	111
<b>Total</b>	<b>779</b>	<b>441</b>	<b>1,220</b>	<b>900</b>	<b>427</b>	<b>1,327</b>	<b>853</b>	<b>412</b>	<b>18</b>	<b>1,283</b>	<b>1,007</b>	<b>431</b>	<b>6</b>	<b>1,444</b>	<b>974</b>	<b>364</b>	<b>1,338</b>	<b>4,513</b>	<b>2,075</b>	<b>24</b>	<b>6,612</b>

## Degrees and Certificates Awarded 2015-2016 Through 2019-2020 Skyline College

### Awards (Duplicated)



Ethnicity	15-16	15-16	15-16	16-17	16-17	16-17	17-18	17-18	17-18	17-18	18-19	18-19	18-19	18-19	19-20	19-20	19-20	Total	Total	Total	Total
	Assoc	Cert	Total	Assoc	Cert	Total	Assoc	Cert	Bach	Total	Assoc	Cert	Bach	Total	Assoc	Cert	Total	Assoc	Cert	Bach	Total
American Indian/Alaskan Native	0%	0%	0%	0%	0%	0%	0%	0%	6%	0%	0%	0%	0%	0%	0%	0%	0%	0%	0%	4%	0%
Asian	20%	25%	22%	17%	24%	19%	18%	28%	0%	21%	18%	16%	17%	18%	17%	23%	19%	18%	23%	4%	20%
Black/African American	2%	4%	3%	2%	3%	2%	2%	3%	6%	2%	2%	3%	0%	3%	2%	3%	2%	2%	3%	4%	2%
Filipino	23%	9%	18%	25%	9%	20%	23%	12%	28%	20%	27%	13%	17%	23%	25%	13%	22%	25%	11%	25%	21%
Hispanic/Latinx	30%	29%	29%	29%	34%	31%	29%	26%	11%	28%	28%	35%	17%	30%	30%	35%	32%	29%	32%	13%	30%
Multiraces	6%	7%	6%	6%	4%	6%	8%	5%	11%	7%	8%	7%	0%	8%	9%	5%	8%	7%	6%	8%	7%
Pacific Islander	1%	1%	1%	1%	0%	1%	1%	1%	6%	1%	0%	3%	0%	1%	1%	1%	1%	1%	1%	4%	1%
Unknown	2%	2%	2%	3%	1%	2%	2%	4%	0%	2%	2%	2%	17%	2%	2%	4%	3%	2%	3%	4%	2%
White	17%	23%	19%	16%	24%	18%	17%	20%	33%	18%	15%	20%	33%	16%	14%	16%	14%	15%	21%	33%	17%
<b>Total</b>	<b>100%</b>	<b>100%</b>	<b>100%</b>	<b>100%</b>	<b>100%</b>	<b>100%</b>	<b>100%</b>	<b>100%</b>	<b>100%</b>	<b>100%</b>	<b>100%</b>	<b>100%</b>	<b>100%</b>	<b>100%</b>	<b>100%</b>	<b>100%</b>	<b>100%</b>	<b>100%</b>	<b>100%</b>	<b>100%</b>	<b>100%</b>

Age	15-16	15-16	15-16	16-17	16-17	16-17	17-18	17-18	17-18	17-18	18-19	18-19	18-19	18-19	19-20	19-20	19-20	Total	Total	Total	Total
	Assoc	Cert	Total	Assoc	Cert	Total	Assoc	Cert	Bach	Total	Assoc	Cert	Bach	Total	Assoc	Cert	Total	Assoc	Cert	Bach	Total
Age Under 18	0%	0%	0%	0%	0%	0%	0%	0%	0%	0%	0%	0%	0%	0%	0%	0%	0%	0%	0%	0%	0%
Age 18 - 22	45%	34%	41%	44%	39%	43%	48%	27%	0%	41%	51%	39%	0%	47%	55%	40%	51%	49%	36%	0%	45%
Age 23 - 28	32%	30%	31%	37%	35%	36%	37%	32%	22%	36%	30%	29%	17%	30%	29%	29%	29%	33%	31%	21%	32%
Age 29 - 39	15%	22%	17%	11%	17%	13%	11%	25%	50%	16%	14%	18%	17%	15%	13%	21%	15%	13%	20%	42%	15%
Age 40 - 49	5%	8%	6%	5%	6%	5%	3%	10%	28%	6%	3%	9%	50%	5%	2%	6%	3%	4%	8%	33%	5%
Age 50 - 59	2%	5%	3%	2%	3%	2%	1%	4%	0%	2%	1%	5%	17%	2%	1%	3%	2%	1%	4%	4%	2%
Age 60 +	1%	2%	1%	0%	0%	0%	0%	1%	0%	1%	0%	1%	0%	1%	0%	1%	0%	0%	1%	0%	1%
<b>Total</b>	<b>100%</b>	<b>100%</b>	<b>100%</b>	<b>100%</b>	<b>100%</b>	<b>100%</b>	<b>100%</b>	<b>100%</b>	<b>100%</b>	<b>100%</b>	<b>100%</b>	<b>100%</b>	<b>100%</b>	<b>100%</b>	<b>100%</b>	<b>100%</b>	<b>100%</b>	<b>100%</b>	<b>100%</b>	<b>100%</b>	<b>100%</b>

Gender	15-16	15-16	15-16	16-17	16-17	16-17	17-18	17-18	17-18	17-18	18-19	18-19	18-19	18-19	19-20	19-20	19-20	Total	Total	Total	Total
	Assoc	Cert	Total	Assoc	Cert	Total	Assoc	Cert	Bach	Total	Assoc	Cert	Bach	Total	Assoc	Cert	Total	Assoc	Cert	Bach	Total
Female	56%	39%	50%	58%	40%	52%	60%	51%	56%	57%	60%	44%	33%	55%	57%	41%	53%	58%	43%	50%	54%
Male	43%	60%	49%	40%	59%	46%	39%	48%	39%	42%	37%	54%	67%	43%	41%	56%	45%	40%	55%	46%	45%
Non Reported	1%	1%	1%	2%	1%	2%	1%	2%	6%	1%	2%	0%	0%	2%	2%	2%	2%	2%	2%	4%	2%
<b>Total</b>	<b>100%</b>	<b>100%</b>	<b>100%</b>	<b>100%</b>	<b>100%</b>	<b>100%</b>	<b>100%</b>	<b>100%</b>	<b>100%</b>	<b>100%</b>	<b>100%</b>	<b>100%</b>	<b>100%</b>	<b>100%</b>	<b>100%</b>	<b>100%</b>	<b>100%</b>	<b>100%</b>	<b>100%</b>	<b>100%</b>	<b>100%</b>

## Degrees and Certificates Awarded 2015-2016 Through 2019-2020 Skyline College

Top 10 Overall				
Program	N	%	Avg. Units Earned	Avg. Time to Complete
Allied Health Science	307	6.8%	80.52	9.7
Interdisciplinary Studies: Letters & Science Skyline Pattern	286	6.3%	83.31	9.5
Interdisciplinary Studies: Social & Nat Sci Skyline Pattern	211	4.7%	86.46	9.3
Interdisciplinary Studies: Social & Behav Sci Skyline Pattern	198	4.4%	83.41	9.9
Business: Business Admin. for Transfer, CSUGE	196	4.3%	84.57	9.2
Interdisciplinary Studies: Letters and Science (Associate Degree)	166	3.7%	84.68	9.3
Emergency Medical Technology	153	3.4%	34.91	4.2
Psychology for Transfer, CSU-GE	153	3.4%	79.95	9.3
Allied Health Science (Associate Degree)	146	3.2%	80.17	9.3
Business: Business Admin. for Transfer, IGETC-CSU	144	3.2%	82.50	7.9

Top 10 Associate's				
Program	N	%	Avg. Units Earned	Avg. Time to Complete
Allied Health Science	307	6.8%	80.52	9.7
Interdisciplinary Studies: Letters & Science Skyline Pattern	286	6.3%	83.31	9.5
Interdisciplinary Studies: Social & Nat Sci Skyline Pattern	211	4.7%	86.46	9.3
Interdisciplinary Studies: Social & Behav Sci Skyline Pattern	198	4.4%	83.41	9.9
Business: Business Admin. for Transfer, CSUGE	196	4.3%	84.57	9.2
Interdisciplinary Studies: Letters and Science (Associate Degree)	166	3.7%	84.68	9.3
Psychology for Transfer, CSU-GE	153	3.4%	79.95	9.3
Allied Health Science (Associate Degree)	146	3.2%	80.17	9.3
Business: Business Admin. for Transfer, IGETC-CSU	144	3.2%	82.50	7.9
Interdisciplinary Studies: Arts & Humanities Skyline Pattern	139	3.1%	88.02	10.6

Top 10 Certificates				
Program	N	%	Avg. Units Earned	Avg. Time to Complete
Emergency Medical Technology	153	3.4%	34.91	4.2
Automotive Technology: Electricity/Electronics	117	2.6%	64.09	5.9
Cosmetology: Esthetician	114	2.5%	34.37	4.1
Automotive Technology: Engines Technology	105	2.3%	56.32	5.5
Automotive Technology: Drive Train Technology	102	2.3%	60.20	5.7
Cosmetology	102	2.4%	55.34	5.2
Early Childhood Education	91	3.0%	56.26	7.8
Automotive Technology: Chassis Technology	87	1.9%	60.05	5.7
Emergency Medical Technology (Certificate)	85	1.9%	32.17	3.9
Emergency Medical Tech Cert	72	1.6%	24.65	2.9

## Degrees and Certificates Awarded 2015-2016 Through 2019-2020 Skyline College

	Award Type	2015-2016	2016-2017	2017-2018	2018-2019	2019-2020	% Change 2015-2016 to 2019-2020	Total	Avg. Units Earned	Avg. Time to Complete
<b>Accounting</b>	Associate in Science	17	12	8	4		-100.0%	41	92.35	11.1
	Certificate of Achievement	5	12	14	9		-100.0%	40	54.29	7.4
	<b>Unduplicated Total</b>	<b>21</b>	<b>23</b>	<b>20</b>	<b>13</b>		<b>-100.0%</b>	<b>77</b>	<b>73.56</b>	<b>9.3</b>
<b>Accounting (Associate Degree)</b>	Associate in Science				11	4		15	96.50	10.0
<b>Accounting (Certificate)</b>	Certificate of Achievement				2	3		5	70.20	7.2
<b>Accounting Computer Specialist</b>	Career Certificate					2		2	109.50	13.8
<b>Accounting: Computer Specialist</b>	Career Certificate	3	4	2	1		-100.0%	10	55.82	8.6
<b>Accounting: Indv. Tax Preparer</b>	Career Certificate		1					1	52.50	7.0
<b>Administration of Justice</b>	Associate in Arts	16	9	7			-100.0%	32	80.38	10.4
	Certificate of Achievement	9	7	6	3		-100.0%	25	74.86	9.1
	<b>Unduplicated Total</b>	<b>22</b>	<b>13</b>	<b>11</b>			<b>-100.0%</b>	<b>46</b>	<b>77.96</b>	<b>9.8</b>
<b>Administration of Justice (Associate Degree)</b>	Associate in Arts				4	6		10	80.65	10.6
<b>Administration of Justice (Associate Degree-Transfer CSU)</b>	Associate in Science-Transfer				11	22		33	73.26	8.0
<b>Administration of Justice (Associate Degree-Transfer CSU or UC)</b>	Associate in Science-Transfer				3	8		11	76.00	9.6
<b>Administration of Justice Studies (Certificate)</b>	Certificate of Achievement				4	1		5	61.10	8.7

## Degrees and Certificates Awarded 2015-2016 Through 2019-2020 Skyline College

	Award Type	2015-2016	2016-2017	2017-2018	2018-2019	2019-2020	% Change 2015-2016 to 2019-2020	Total	Avg. Units Earned	Avg. Time to Complete
Administration of Justice - Transfer CSU GE	Associate in Science-Transfer	24	22	21	11		-100.0%	78	83.51	9.4
Administration of Justice - Transfer IGETC CSU	Associate in Science-Transfer	3	3	3	4		-100.0%	13	82.42	7.8
Adm. of Justice Certificate	Certificate Program	1					-100.0%	1	91.00	11.0
Advanced Computer User Support	Career Certificate				3	1		4	56.13	6.5
Allied Health Science	Associate in Science	71	93	88	55		-100.0%	307	80.52	9.7
Allied Health Science (Associate Degree)	Associate in Science				50	96		146	80.17	9.3
Anesthesia Technology (Associate Degree)	Associate in Science					7		7	106.00	14.4
Anesthesia Technology (Certificate)	Certificate of Achievement					7		7	70.36	9.9
Anthropology (Associate Degree-Transfer CSU)	Associate in Arts-Transfer				1	2		3	79.00	7.0
Anthropology (Associate Degree-Transfer CSU or UC)	Associate in Arts-Transfer				1	4		5	69.80	7.6
Anthropology - Transfer CSUGE	Associate in Arts-Transfer	3	2	4	1		-100.0%	10	78.50	10.1
Anthropology - Transfer IGETC/CSU GE	Associate in Arts-Transfer		1	2	1			4	110.75	12.0



## Degrees and Certificates Awarded 2015-2016 Through 2019-2020 Skyline College

	Award Type	2015-2016	2016-2017	2017-2018	2018-2019	2019-2020	% Change 2015-2016 to 2019-2020	Total	Avg. Units Earned	Avg. Time to Complete
<b>Art</b>	Associate in Arts	6	8	9	4		-100.0%	27	80.94	10.2
<b>Art (Associate Degree)</b>	Associate in Arts				2	6		8	83.44	10.6
<b>Art History (Associate Degree-Transfer CSU)</b>	Associate in Arts-Transfer					3		3	83.50	7.7
<b>Art History (Associate Degree-Transfer CSU or UC)</b>	Associate in Arts-Transfer				1	1		2	92.75	8.8
<b>Art History - Transfer CSU GE</b>	Associate in Arts-Transfer			1				1	61.00	9.0
<b>Art - Studio Art - Transfer CSU GE</b>	Associate in Arts-Transfer			3	1			4	82.38	9.4
<b>Art - Studio Art - Transfer IGETC CSU</b>	Associate in Arts-Transfer		1					1	95.00	8.5
<b>Auto Adv Engine Perf Tech Cert</b>	Certificate Program			1	1			2	118.00	10.3
<b>Auto Engine Perf Tech Cert</b>	Certificate Program			1				1	142.00	15.5
<b>Auto Engines Technology Cert</b>	Certificate Program			1				1	78.50	7.5
<b>Automotive Advanced Engine Performance Technology (Certificate)</b>	Certificate of Achievement				11	3		14	118.21	9.9
<b>Automotive Chassis, Alignment &amp; Brake Technology (Certificate)</b>	Certificate of Achievement				14	27		41	83.01	7.8

## Degrees and Certificates Awarded 2015-2016 Through 2019-2020 Skyline College

	Award Type	2015-2016	2016-2017	2017-2018	2018-2019	2019-2020	% Change 2015-2016 to 2019-2020	Total	Avg. Units Earned	Avg. Time to Complete
Automotive Drive Train Technology (Certificate)	Certificate of Achievement				21	25		46	65.15	6.0
Automotive Electricity/Electronics (Certificate)	Certificate of Achievement				20	35		54	70.71	6.9
Automotive Engine Performance Technology (Certificate)	Certificate of Achievement					19		19	99.21	8.8
Automotive Engines Technology (Certificate)	Certificate of Achievement				19	31		49	66.19	6.1
Automotive Technician - Entry Level	Certificate of Specialization		12	4				16	28.94	3.0
Automotive Technician - Entry Level (Certificate)	Certificate of Specialization				2	1		3	81.17	6.3
Automotive Technology	Associate in Science	5	2	8	2		-100.0%	17	122.06	10.9
Automotive Technology: Advanced Engine Performance Tech	Certificate of Achievement	12	24	12			-100.0%	48	115.18	9.4
Automotive Technology: Asian Engine Performance Tech	Certificate of Achievement	14	8	1	10		-100.0%	32	61.97	5.9
Automotive Technology (Associate Degree)	Associate in Science				6	4		10	126.45	10.1

## Degrees and Certificates Awarded 2015-2016 Through 2019-2020 Skyline College

	Award Type	2015-2016	2016-2017	2017-2018	2018-2019	2019-2020	% Change 2015-2016 to 2019-2020	Total	Avg. Units Earned	Avg. Time to Complete
<b>Automotive Technology: Chassis Technology</b>	Certificate of Achievement	42	30	10	5		-100.0%	87	60.05	5.7
<b>Automotive Technology: Drive Train Technology</b>	Certificate of Achievement	35	28	27	12		-100.0%	102	60.20	5.7
<b>Automotive Technology: Electricity/Electronics</b>	Certificate of Achievement	52	20	26	19		-100.0%	117	64.09	5.9
<b>Automotive Technology: Engine Performance</b>	Certificate of Achievement	14	19	12	12		-100.0%	57	105.99	8.9
<b>Automotive Technology: Engines Technology</b>	Certificate of Achievement	40	33	11	21		-100.0%	105	56.32	5.5
<b>Automotive Technology: Technician</b>	Associate in Science	3		1			-100.0%	4	98.88	12.9
<b>Basic Digital Filmmaking (Certificate)</b>	Certificate of Specialization					1		1	140.50	14.0
<b>Biology (Associate Degree-Transfer CSU)</b>	Associate in Science-Transfer				5	7		12	97.46	10.3
<b>Biology (Associate Degree-Transfer UC)</b>	Associate in Science-Transfer				10	7		17	99.24	8.6
<b>Biology AST- CSUGE</b>	Associate in Science-Transfer			2	1			3	105.17	8.7
<b>Biology AST-IGETC</b>	Associate in Science-Transfer			2				2	92.75	7.0
<b>Biotechnology</b>	Associate in Science	5	2		1		-100.0%	8	97.50	9.8

## Degrees and Certificates Awarded 2015-2016 Through 2019-2020 Skyline College

	Award Type	2015-2016	2016-2017	2017-2018	2018-2019	2019-2020	% Change 2015-2016 to 2019-2020	Total	Avg. Units Earned	Avg. Time to Complete
Biotechnology (Associate Degree)	Associate in Science				1			1	127.00	11.5
Biotechnology: Entry Level Biotechnology Manufacturing (Ended Spring 2013)	Career Certificate		1					1	1.00	1.0
Biotechnology Manufacturing Assistant	Certificate of Achievement				2	1		3	68.33	8.2
Biotechnology Mnft Tech. - AS	Associate in Science					2		2	114.00	16.3
Business Administration (Associate Degree-Transfer CSU)	Associate in Science-Transfer				44	58		102	83.69	9.1
Business Administration (Associate Degree-Transfer CSU or UC)	Associate in Science-Transfer				29	73		102	81.06	7.2
Business Administration Cert	Certificate Program		1	6	2			9	81.17	7.4
Business Administration (Certificate)	Certificate of Achievement				6	12		18	87.86	8.4
Business: Administrative Assistant ( Ended Spring 2012 )	Associate in Science	1	2				-100.0%	3	83.33	16.7
	Certificate of Achievement	1					-100.0%	1	47.50	12.5
	<b>Unduplicated Total</b>	<b>1</b>					<b>-100.0%</b>	<b>3</b>	<b>74.38</b>	<b>15.6</b>
Business: Asian Business Practices	Certificate of Achievement	1	2	1			-100.0%	4	62.25	9.0
Business: Business Admin. for Transfer, CSUGE	Associate in Science-Transfer	53	59	59	25		-100.0%	196	84.57	9.2

## Degrees and Certificates Awarded 2015-2016 Through 2019-2020 Skyline College

	Award Type	2015-2016	2016-2017	2017-2018	2018-2019	2019-2020	% Change 2015-2016 to 2019-2020	Total	Avg. Units Earned	Avg. Time to Complete
<b>Business: Business Admin. for Transfer, IGETC-CSU</b>	Associate in Science-Transfer	27	41	59	17		-100.0%	144	82.50	7.9
<b>Business: Business Administration</b>	Certificate of Achievement	3	3	6	1		-100.0%	13	87.85	8.1
<b>Business: Business Administration (Ended Spring 2013)</b>	Associate in Science	3	7		1		-100.0%	11	90.00	12.8
<b>Business: Business Information Systems ( Ended Spring 2012 )</b>	Associate in Science		1					1	116.50	26.0
<b>Business: Business Management</b>	Associate in Science	1	3	3	3		-100.0%	10	98.05	11.1
	Certificate of Achievement	1	1		3		-100.0%	5	50.20	4.6
	<b>Unduplicated Total</b>	<b>2</b>	<b>4</b>		<b>6</b>		<b>-100.0%</b>	<b>15</b>	<b>82.10</b>	<b>8.9</b>
<b>Business: Computer Information Specialist</b>	Certificate of Achievement	1	2				-100.0%	3	56.83	8.8
<b>Business: Computer Information Specialist ( Ended Spring 2012 )</b>	Associate in Science	1	1				-100.0%	2	82.00	19.3
<b>Business: Entrepreneurship</b>	Certificate of Specialization	2		1			-100.0%	3	38.83	4.2
<b>Business: Entrepreneurship and Small Business Management</b>	Certificate of Achievement			3	1			4	30.50	3.4
<b>Business: International Business</b>	Certificate of Achievement	2	1	3			-100.0%	6	51.42	6.8
<b>Business: International Logistics</b>	Associate in Science	1					-100.0%	1	146.50	11.0

## Degrees and Certificates Awarded 2015-2016 Through 2019-2020 Skyline College

	Award Type	2015-2016	2016-2017	2017-2018	2018-2019	2019-2020	% Change 2015-2016 to 2019-2020	Total	Avg. Units Earned	Avg. Time to Complete
<b>Business: International Trade</b>	Associate in Science	1		1	1		-100.0%	3	78.33	8.5
	Certificate of Achievement	1	1				-100.0%	2	63.25	8.3
	<b>Unduplicated Total</b>	<b>2</b>					<b>-100.0%</b>	<b>4</b>	<b>72.30</b>	<b>8.4</b>
<b>Business: Legal Aspects of International Business</b>	Certificate of Achievement		1					1	70.50	7.5
<b>Business: Legal Secretary</b>	Associate in Science		1					1	116.50	26.0
<b>Business Management (Associate Degree)</b>	Associate in Science				4	8		12	111.88	14.3
<b>Business Management (Certificate)</b>	Certificate of Achievement				3	5		8	51.00	5.4
<b>Business: Medical Billing &amp; Coding Cert.</b>	Certificate Program			1				1	65.50	10.5
<b>Business: Medical Billing &amp; Coding (Ended Spring 2014)</b>	Certificate of Achievement	2	1				-100.0%	3	29.17	5.5
<b>Business: Medical Office Assistant (Ended Spring 2014)</b>	Certificate of Achievement	2	1				-100.0%	3	67.33	9.2
<b>Business: Medical Office Receptionist</b>	Certificate of Achievement	1	3	2			-100.0%	6	63.33	11.4
<b>Business: Medical Transcriptionist (Ended Spring 2014)</b>	Associate in Science	2	1				-100.0%	3	64.50	11.8
<b>Business: Multimedia Technology</b>	Associate in Science	1	2	1			-100.0%	4	80.50	10.1
	Certificate of Achievement	2					-100.0%	2	50.25	9.0
	<b>Unduplicated Total</b>	<b>2</b>					<b>-100.0%</b>	<b>5</b>	<b>70.42</b>	<b>9.8</b>

## Degrees and Certificates Awarded 2015-2016 Through 2019-2020 Skyline College

	Award Type	2015-2016	2016-2017	2017-2018	2018-2019	2019-2020	% Change 2015-2016 to 2019-2020	Total	Avg. Units Earned	Avg. Time to Complete
<b>Business: Office Assistant</b>	Certificate of Achievement	2	2	2	1		-100.0%	7	50.86	10.1
<b>Business: Office Assistant ( Ended Spring 2012 )</b>	Associate in Science	3	1	1		1	-66.7%	6	90.33	16.8
<b>Business: Office Information Systems ( Ended Spring 2012 )</b>	Associate in Science		1					1	116.50	26.0
<b>Business: Office Management</b>	Associate in Science		1			1		2	102.50	14.3
	Certificate of Achievement	2	1	1			-100.0%	4	36.40	6.7
	<b>Unduplicated Total</b>		<b>2</b>				<b>-50.0%</b>	<b>6</b>	<b>55.29</b>	<b>8.9</b>
<b>Business: Web Developer</b>	Associate in Science	1				1	0.0%	2	167.25	23.8
<b>Central Service Technology With Clinical Practice (Certificate)</b>	Career Certificate					15		15	47.27	7.2
<b>Cent. Srv. Tech/Clin.Prac Cert</b>	Certificate Program	1					-100.0%	1	19.50	5.5
<b>Communication Studies</b>	Associate in Arts	5	6	4	2		-100.0%	17	88.56	10.7
<b>Communication Studies (Associate Degree)</b>	Associate in Arts				5	5		10	75.60	9.7
<b>Communication Studies (Associate Degree-Transfer CSU)</b>	Associate in Arts-Transfer				8	15		23	73.37	8.0
<b>Communication Studies (Associate Degree-Transfer CSU or UC)</b>	Associate in Arts-Transfer				7	14		21	71.71	6.3

## Degrees and Certificates Awarded 2015-2016 Through 2019-2020 Skyline College

	Award Type	2015-2016	2016-2017	2017-2018	2018-2019	2019-2020	% Change 2015-2016 to 2019-2020	Total	Avg. Units Earned	Avg. Time to Complete
Communication Studies - Transfer CSU GE	Associate in Arts-Transfer	13	32	26	14		-100.0%	85	76.50	8.8
Communication Studies - Transfer IGETC CSU	Associate in Arts-Transfer	5	10	12	5		-100.0%	32	77.55	8.2
Computer Science (Associate Degree-Transfer CSU)	Associate in Science-Transfer					3		3	79.50	6.0
Computer Science (Associate Degree-Transfer UC)	Associate in Science-Transfer				1	5		6	90.00	7.3
Cosmetology	Associate in Science	2	5	5	1		-100.0%	13	90.77	9.2
	Certificate of Achievement	33	19	27	23		-100.0%	102	55.34	5.2
<b>Unduplicated Total</b>		<b>34</b>	<b>24</b>	<b>31</b>	<b>24</b>		<b>-100.0%</b>	<b>110</b>	<b>59.34</b>	<b>5.6</b>
Cosmetology (Associate Degree)	Associate in Science				1	1		2	106.25	10.3
Cosmetology (Certificate)	Certificate of Achievement				2	7		9	49.00	3.9
Cosmetology Certificate	Certificate Program	1	6	1	1		-100.0%	9	46.83	5.1
Cosmetology: Esthetician	Certificate of Achievement	25	21	46	22		-100.0%	114	34.37	4.1
Dance	Associate in Arts				1			1	67.50	6.0
Early Childhood Education	Associate in Science	19	15	18	11		-100.0%	63	89.71	11.7
	Certificate of Achievement	33	21	25	12		-100.0%	91	56.26	7.8
<b>Unduplicated Total</b>		<b>46</b>	<b>31</b>	<b>41</b>	<b>22</b>		<b>-100.0%</b>	<b>133</b>	<b>69.94</b>	<b>9.4</b>



## Degrees and Certificates Awarded 2015-2016 Through 2019-2020 Skyline College

	Award Type	2015-2016	2016-2017	2017-2018	2018-2019	2019-2020	% Change 2015-2016 to 2019-2020	Total	Avg. Units Earned	Avg. Time to Complete
Early Childhood Education (Associate Degree)	Associate in Science				15	8		23	86.93	11.4
Early Childhood Education (Associate Degree-Transfer CSU)	Associate in Science-Transfer				11	15		26	78.31	9.8
Early Childhood Education (Associate Degree-Transfer CSU or UC)	Associate in Science-Transfer				1	3		4	90.38	13.3
Early Childhood Education (Certificate)	Certificate of Achievement				13	13		26	63.23	7.9
Early Childhood Education: Early Intervention Assistant	Certificate of Achievement		1					1	97.00	11.0
Early Childhood Education for Transfer, CSUGE	Associate in Science-Transfer	16	23	17	9		-100.0%	65	85.92	9.6
Early Childhood Education for Transfer, IGETC CSU	Associate in Science-Transfer	1		1	1		-100.0%	3	80.00	8.2
Early Childhood Education: Foundations	Career Certificate	3	1	1	3		-100.0%	8	66.69	10.1
Early Childhood Education: Fundamentals	Career Certificate		3	1				4	27.50	2.3
Early Childhood Education: Special Education	Certificate of Achievement	3	2	5	1		-100.0%	11	78.36	9.5
Early Childhood Special Education (Certificate)	Certificate of Achievement				2	2		4	67.50	7.6

## Degrees and Certificates Awarded 2015-2016 Through 2019-2020 Skyline College

	Award Type	2015-2016	2016-2017	2017-2018	2018-2019	2019-2020	% Change 2015-2016 to 2019-2020	Total	Avg. Units Earned	Avg. Time to Complete
Economics for Transfer-IGETC-GE	Associate in Arts-Transfer					1		1	72.00	5.0
Electrical Engineering - AS	Associate in Science				1			1	133.50	15.5
Electrical Engineering (Associate Degree)	Associate in Science				2	3		5	103.40	8.3
Elementary Teacher Ed. - Transfer CSU GE	Associate in Arts-Transfer			1				1	59.00	9.5
Emergency Medical Tech Cert	Certificate Program		52		20			72	24.65	2.9
Emergency Medical Technology	Career Certificate	49	21	58	25		-100.0%	153	34.91	4.2
Emergency Medical Technology (Certificate)	Career Certificate				22	63		85	32.17	3.9
English	Associate in Arts	6	6	6			-100.0%	18	82.00	9.3
English (Associate Degree)	Associate in Arts				2	3		5	90.30	12.0
English (Associate Degree-Transfer CSU)	Associate in Arts-Transfer				8	1		9	81.11	8.9
English (Associate Degree-Transfer CSU or UC)	Associate in Arts-Transfer					5		5	78.70	6.7
English - Transfer CSU GE	Associate in Arts-Transfer		2	9	3			14	76.07	8.8

## Degrees and Certificates Awarded 2015-2016 Through 2019-2020 Skyline College

	Award Type	2015-2016	2016-2017	2017-2018	2018-2019	2019-2020	% Change 2015-2016 to 2019-2020	Total	Avg. Units Earned	Avg. Time to Complete
English - Transfer IGETC CSU	Associate in Arts-Transfer		2	4				6	66.92	7.2
Entrepreneurship and Small Business Management (Certificate)	Certificate of Achievement				1			1	111.00	9.0
Entrepreneurship (Certificate)	Certificate of Specialization				2			2	104.75	12.0
Entry Level Computer User Support	Career Certificate				1			1	65.50	10.0
Entry Level Computer User Support (Certificate)	Career Certificate					4		4	82.50	10.6
Esthetician (Certificate)	Certificate of Achievement				14	52		66	41.61	4.7
ESTM: Climate Protection Professional	Career Certificate		26					26	10.46	2.0
ESTM: Energy Efficiency	Associate in Science	1		2			-100.0%	3	74.83	9.8
ESTM: Residential Energy Efficiency	Certificate of Achievement	1					-100.0%	1	45.00	4.0
ESTM: Solar Design, Estimation, Finance, and Sales Skills	Career Certificate	2		2			-100.0%	4	41.75	5.0
ESTM: Solar Technology and Business	Associate in Science	1		1			-100.0%	2	101.00	11.8
	Certificate of Achievement	1			2		-100.0%	3	82.83	9.2
	<b>Unduplicated Total</b>	<b>1</b>					<b>-100.0%</b>	<b>4</b>	<b>90.10</b>	<b>10.2</b>
Family and Consumer Sciences	Associate in Science	1	2				-100.0%	3	72.33	9.3

## Degrees and Certificates Awarded 2015-2016 Through 2019-2020 Skyline College

	Award Type	2015-2016	2016-2017	2017-2018	2018-2019	2019-2020	% Change 2015-2016 to 2019-2020	Total	Avg. Units Earned	Avg. Time to Complete
Fashion Merchandising	Associate in Science		2	1		1		4	93.13	11.6
Fashion Merchandising Cert	Certificate Program		1					1	86.50	11.0
Foundations in Early Childhood Education (Certificate)	Career Certificate				3	1		4	46.88	4.1
Fundamentals In Early Childhood Education (Certificate)	Career Certificate				3	2		5	61.50	7.7
History (Associate Degree-Transfer CSU)	Associate in Arts-Transfer				4	6		10	78.50	8.3
History (Associate Degree-Transfer CSU or UC)	Associate in Arts-Transfer				1	5		6	73.17	7.1
History - Transfer CSU GE	Associate in Arts-Transfer	5	7	2	2		-100.0%	16	79.59	9.1
History - Transfer IGETC CSU	Associate in Arts-Transfer	1	1	2			-100.0%	4	74.00	5.3
Hospitality: Guest Service Entry-Level Professional	Career Certificate		1	2	9			12	20.46	2.9
Individual Tax Preparer (Certificate)	Career Certificate				1	2		3	65.50	6.7
Interdisciplinary Studies: Arts and Humanities (Associate Degree)	Associate in Arts				35	41		76	86.55	9.9

## Degrees and Certificates Awarded 2015-2016 Through 2019-2020 Skyline College

	Award Type	2015-2016	2016-2017	2017-2018	2018-2019	2019-2020	% Change 2015-2016 to 2019-2020	Total	Avg. Units Earned	Avg. Time to Complete
Interdisciplinary Studies: Arts & Humanities CSU GE Pattern	Associate in Arts	2					-100.0%	2	97.50	10.3
Interdisciplinary Studies: Arts & Humanities CSU IGETC Pattern	Associate in Arts			2				2	93.25	12.5
Interdisciplinary Studies: Arts & Humanities Skyline Pattern	Associate in Arts	40	45	38	16		-100.0%	139	88.02	10.6
Interdisciplinary Studies: Arts & Humanities UC IGETC Pattern	Associate in Arts				1			1	86.00	7.5
Interdisciplinary Studies: Health and Physical Education (Associate Degree)	Associate in Arts				6	10		16	81.00	6.3
Interdisciplinary Studies: Health & Physical Education. AA Degree Skyline	Associate in Arts	9	25	10	6		-100.0%	50	72.07	6.4
Interdisciplinary Studies: Letters and Science (Associate Degree)	Associate in Arts				69	97		166	84.68	9.3
Interdisciplinary Studies: Letters & Science CSU GE Pattern	Associate in Arts	1			1	1	0.0%	3	102.83	10.5
Interdisciplinary Studies: Letters & Science CSU IGETC Pattern	Associate in Arts			4				4	86.13	9.6
Interdisciplinary Studies: Letters & Science Skyline Pattern	Associate in Arts	99	96	64	27		-100.0%	286	83.31	9.5

## Degrees and Certificates Awarded 2015-2016 Through 2019-2020 Skyline College

	Award Type	2015-2016	2016-2017	2017-2018	2018-2019	2019-2020	% Change 2015-2016 to 2019-2020	Total	Avg. Units Earned	Avg. Time to Complete
Interdisciplinary Studies: Organiz Structures Skyline Pattern	Associate in Arts	5	11	5	5	3	-40.0%	29	94.40	9.7
Interdisciplinary Studies: Social and Behavioral Sciences (Associate Degree)	Associate in Arts				48	64		112	84.15	9.6
Interdisciplinary Studies: Social and Natural Sciences (Associate Degree)	Associate in Arts				47	53		100	86.46	9.3
Interdisciplinary Studies: Social & Behav Sci CSU GE Pattern	Associate in Arts			2	1			3	80.83	12.0
Interdisciplinary Studies: Social & Behav Sci CSU IGETC Pattern	Associate in Arts			3	1	1		5	90.40	7.9
Interdisciplinary Studies: Social & Behav Sci Skyline Pattern	Associate in Arts	53	66	58	21		-100.0%	198	83.41	9.9
Interdisciplinary Studies: Social & Behav Sci UC IGETC Pattern	Associate in Arts			1				1	86.00	8.5
Interdisciplinary Studies: Social & Nat Sci CSU GE Pattern	Associate in Arts	1		1	1		-100.0%	3	91.17	7.5
Interdisciplinary Studies: Social & Nat Sci CSU IGETC Pattern	Associate in Arts			6				6	83.50	10.7
Interdisciplinary Studies: Social & Nat Sci Skyline Pattern	Associate in Arts	59	70	53	29		-100.0%	211	86.46	9.3

## Degrees and Certificates Awarded 2015-2016 Through 2019-2020 Skyline College

	Award Type	2015-2016	2016-2017	2017-2018	2018-2019	2019-2020	% Change 2015-2016 to 2019-2020	Total	Avg. Units Earned	Avg. Time to Complete
Interdisciplinary Studies: Social & Nat Sci UC IGETC Pattern	Associate in Arts				2			2	88.25	7.3
Journalism	Associate in Arts	1		1			-100.0%	2	104.75	9.0
	Certificate of Achievement			2				2	57.00	11.0
	<b>Unduplicated Total</b>			<b>3</b>			<b>-100.0%</b>	<b>4</b>	<b>80.88</b>	<b>10.0</b>
Journalism (Associate Degree)	Associate in Arts				1			1	98.50	10.0
Journalism (Associate Degree-Transfer CSU)	Associate in Arts-Transfer				1	1		2	121.00	11.5
Journalism (Associate Degree-Transfer CSU or UC)	Associate in Arts-Transfer				1			1	84.00	6.5
Journalism - Transfer CSUGE	Associate in Arts-Transfer		1	1				2	78.25	6.3
Journalism - Transfer IGETC CSU	Associate in Arts-Transfer		2	2				4	79.38	9.0
Kinesiology (Associate Degree-Transfer CSU)	Associate in Arts-Transfer				10	27		37	84.31	8.5
Kinesiology (Associate Degree-Transfer CSU or UC)	Associate in Arts-Transfer				7	8		15	82.73	8.1
Kinesiology for Transfer, CSU-GE	Associate in Arts-Transfer	17	25	16	7		-100.0%	65	82.25	9.1
Kinesiology for Transfer, IGETC-CSU	Associate in Arts-Transfer	2	5	9			-100.0%	16	76.50	7.9

## Degrees and Certificates Awarded 2015-2016 Through 2019-2020 Skyline College

	Award Type	2015-2016	2016-2017	2017-2018	2018-2019	2019-2020	% Change 2015-2016 to 2019-2020	Total	Avg. Units Earned	Avg. Time to Complete
Liberal Arts (Ended Spring 2008)	Associate in Arts	2	2			1	-50.0%	5	95.90	18.9
Massage Therapy	Certificate of Achievement	14		7	1		-100.0%	22	56.50	5.2
Massage Therapy (Certificate)	Certificate of Achievement				9	10		19	58.05	6.3
Mathematics	Associate in Arts	7	3	2	2		-100.0%	14	107.14	10.1
Mathematics (Associate Degree)	Associate in Arts				4	4		8	105.25	11.1
Mathematics (Associate Degree-Transfer CSU)	Associate in Science-Transfer				4	8		12	93.33	9.7
Mathematics (Associate Degree-Transfer CSU or UC)	Associate in Science-Transfer				12	28		40	99.38	8.8
Mathematics for Transfer, CSU-GE	Associate in Science-Transfer	5	5	3	2		-100.0%	15	93.13	9.3
Mathematics for Transfer, IGETC CSU	Associate in Science-Transfer	12	12	12	3		-100.0%	39	91.14	7.9
MEDA: Administrative Medical Assisting	Associate in Science		1	2	3			6	90.67	8.5
MEDA: Administrative Medical Assisting Cert	Certificate of Achievement		4	4	4	2		14	59.57	8.4
MEDA: Medical Coding Certificate	Certificate of Achievement		3	7	2			12	66.79	9.4



## Degrees and Certificates Awarded 2015-2016 Through 2019-2020 Skyline College

	Award Type	2015-2016	2016-2017	2017-2018	2018-2019	2019-2020	% Change 2015-2016 to 2019-2020	Total	Avg. Units Earned	Avg. Time to Complete
MEDA: Medical Insurance Billing Cert	Certificate of Achievement		2	6	2			10	68.65	10.2
Medical Transcriptionist Cert	Certificate Program	1					-100.0%	1	23.00	7.0
Music	Associate in Arts	5	3				-100.0%	8	106.38	13.8
Music (Associate Degree)	Associate in Arts					2		2	84.00	9.5
Music (Associate Degree-Transfer CSU)	Associate in Arts-Transfer					1		1	73.00	7.0
Music (Associate Degree-Transfer CSU or UC)	Associate in Arts-Transfer				1			1	99.00	7.0
Music - Transfer CSUGE	Associate in Arts-Transfer	1					-100.0%	1	151.50	14.5
Natural Science	Associate in Science	28	12	20	4		-100.0%	64	101.29	9.6
Natural Science (Associate Degree)	Associate in Science				14	15		29	97.16	9.6
Network Engineering (Associate Degree)	Associate in Science				3	4		7	99.93	12.4
Network Engineering Cert	Certificate Program	2	1	1	1		-100.0%	5	72.60	10.9
Network Engineering (Certificate)	Certificate Program					3		3	70.67	8.5
NETX: Advanced Computer User Support	Skill Certificate				1	1		2	98.50	12.0

## Degrees and Certificates Awarded 2015-2016 Through 2019-2020 Skyline College

	Award Type	2015-2016	2016-2017	2017-2018	2018-2019	2019-2020	% Change 2015-2016 to 2019-2020	Total	Avg. Units Earned	Avg. Time to Complete
<b>NETX: Entry Level Computer User Support</b>	Career Certificate			1	1			2	46.25	5.0
<b>NETX: Network Engineering</b>	Associate in Science		1	4				5	84.50	12.4
<b>NETX: Network Engineering Cert</b>	Certificate Program			4	1			5	80.20	9.0
<b>NETX: PC Configuration and Repair Cert</b>	Career Certificate		4	4	3			11	76.73	8.8
<b>NETX: Wiring and Installation Cert</b>	Career Certificate		1	4				5	93.00	11.3
<b>NEXT: Basic Networking Cert</b>	Career Certificate		1	2				3	68.17	7.8
<b>Office Assistant (Certificate)</b>	Certificate of Achievement					1		1	73.00	7.5
<b>Paralegal, Legal Assistant</b>	Associate in Arts	5	7	4	2		-100.0%	18	68.25	11.6
<b>Paralegal, Legal Assistant (Associate Degree)</b>	Associate in Arts				1	3		4	72.13	7.9
<b>Paralegal, Legal Assistant (Certificate)</b>	Certificate of Achievement				4	6		10	66.85	8.7
<b>Paralegal, Legal Asst Cert</b>	Certificate Program		1					1	26.00	5.0
<b>Paralegal/Legal Asstistant</b>	Certificate of Achievement	3	7	13	1		-100.0%	24	54.04	7.3

## Degrees and Certificates Awarded 2015-2016 Through 2019-2020 Skyline College

	Award Type	2015-2016	2016-2017	2017-2018	2018-2019	2019-2020	% Change 2015-2016 to 2019-2020	Total	Avg. Units Earned	Avg. Time to Complete
Philosophy (Associate Degree-Transfer CSU)	Associate in Arts-Transfer					1		1	92.00	11.0
Physical Education	Associate in Arts	2	1	1			-100.0%	4	93.63	12.5
Physical Education (Associate Degree)	Associate in Arts				1			1	77.00	7.0
Physics (Associate Degree-Transfer CSU)	Associate in Science-Transfer				1	4		5	120.10	15.7
Physics (Associate Degree-Transfer CSU or UC)	Associate in Science-Transfer				11	20		31	100.18	8.8
Physics: Physics for Transfer, CSUGE	Associate in Science-Transfer	3	2	1	1		-100.0%	7	112.29	10.5
Physics: Physics for Transfer, IGETC CSU	Associate in Science-Transfer	4	7	7	2		-100.0%	20	98.90	8.0
Political Science AAT - CSU GE	Associate in Arts-Transfer				1			1	67.00	6.5
Political Science (Associate Degree-Transfer CSU)	Associate in Arts-Transfer				1	3		4	80.00	7.3
Political Science (Associate Degree-Transfer UC)	Associate in Arts-Transfer				3	4		7	77.43	7.3
Psychology	Associate in Arts	4	8	6	3		-100.0%	21	84.69	10.4
Psychology (Associate Degree)	Associate in Arts				8	4		12	84.08	9.8

## Degrees and Certificates Awarded 2015-2016 Through 2019-2020 Skyline College

	Award Type	2015-2016	2016-2017	2017-2018	2018-2019	2019-2020	% Change 2015-2016 to 2019-2020	Total	Avg. Units Earned	Avg. Time to Complete
Psychology (Associate Degree-Transfer CSU)	Associate in Arts-Transfer				37	62		99	75.13	8.4
Psychology (Associate Degree-Transfer CSU or UC)	Associate in Arts-Transfer				20	40		60	75.36	7.5
Psychology for Transfer, CSU-GE	Associate in Arts-Transfer	32	44	49	28		-100.0%	153	79.95	9.3
Psychology for Transfer, IGETC CSU	Associate in Arts-Transfer	21	25	29	11		-100.0%	86	81.09	7.7
Public Health Science (Associate Degree-Transfer CSU)	Associate in Science-Transfer					2		2	70.00	6.3
Respiratory Care	Associate in Science	20	20	18	1		-100.0%	59	99.03	11.5
Respiratory Care (Associate Degree)	Associate in Science				26	18		44	99.11	10.9
Respiratory Care (Bachelor Degree CSU)	Bachelor of Science				6			6	66.75	6.8
Respiratory Care Bachelor of Science	Bachelor of Science			18				18	102.81	11.8
Sociology (Associate Degree-Transfer CSU)	Associate in Arts-Transfer				1	8		9	74.61	6.8
Sociology (Associate Degree-Transfer CSU or UC)	Associate in Arts-Transfer				5	7		12	71.54	6.2
Sociology:CSU Transfer	Associate in Arts-Transfer			1				1	116.50	15.0

## Degrees and Certificates Awarded 2015-2016 Through 2019-2020 Skyline College

	Award Type	2015-2016	2016-2017	2017-2018	2018-2019	2019-2020	% Change 2015-2016 to 2019-2020	Total	Avg. Units Earned	Avg. Time to Complete
Solar Energy Technology	Certificate of Specialization	1	1	3	1		-100.0%	6	44.83	5.3
Solar Energy Technology: Solar Installation	Skill Certificate	3		2	2		-100.0%	7	31.71	4.6
Spanish	Associate in Arts	4	1	3	1		-100.0%	9	95.28	11.0
Spanish (Associate Degree-Transfer CSU or UC)	Associate in Arts-Transfer				2	1		3	90.50	11.8
Spanish - Transfer CSU GE	Associate in Arts-Transfer	2	1	4			-100.0%	7	115.57	11.9
Speech Communication (Ended Spring 2011)	Associate in Arts			1				1	70.00	13.0
Studio Arts (Associate Degree-Transfer CSU)	Associate in Arts-Transfer				4	6		10	71.50	6.5
Surgical Technology: AS Degree Skyline	Associate in Science	1	6	5			-100.0%	12	85.83	9.2
Surgical Technology (Associate Degree)	Associate in Science				6	6		12	93.75	11.0
Surgical Technology: Central Service Technology (Ended Spring 2013)	Career Certificate		1	2				3	35.50	5.3
Surgical Technology: Central Service Tech With Clinical Practice	Career Certificate	1		2			-100.0%	3	93.50	12.8

## Degrees and Certificates Awarded 2015-2016 Through 2019-2020 Skyline College

	Award Type	2015-2016	2016-2017	2017-2018	2018-2019	2019-2020	% Change 2015-2016 to 2019-2020	Total	Avg. Units Earned	Avg. Time to Complete
Surgical Technology (Certificate)	Certificate of Achievement				6	4		10	70.40	8.2
Surgical Technology: Certificate Skyline	Certificate of Achievement	9	6	19			-100.0%	34	67.78	8.3
Telecom & Network Info Tech: Basic Networking	Certificate of Specialization	1					-100.0%	1	99.50	10.5
Telecom & Network Info Tech: Network Engineering	Associate in Science	5	4	11	4	1	-80.0%	25	81.92	11.4
	Certificate of Achievement	1		3	1		-100.0%	5	83.40	10.6
<b>Unduplicated Total</b>		<b>6</b>		<b>13</b>	<b>5</b>		<b>-83.3%</b>	<b>29</b>	<b>82.17</b>	<b>11.3</b>
Telecom & Network Info Tech: PC Configuration & Repair	Skill Certificate	1				2	100.0%	3	82.50	11.2
Telecom & Network Info Tech: Telecom & Wireless Tech (Ended Spring 2013)	Associate in Science	1					-100.0%	1	83.50	17.0
Telecom & Network Info Tech: Wiring & Installation	Certificate of Specialization		1					1	123.50	12.5

<b>Total Awards:</b>	<b>1,220</b>	<b>1,327</b>	<b>1,283</b>	<b>1,444</b>	<b>1,338</b>	<b>9.7%</b>	<b>6,612</b>	<b>76.42</b>	<b>8.39</b>
<b>Total Completers (Unduplicated):</b>	<b>921</b>	<b>1,027</b>	<b>991</b>	<b>1,073</b>	<b>1,022</b>	<b>11.0%</b>	<b>4,507</b>	<b>112.11</b>	<b>12.31</b>
<b>Total Bachelor Awards:</b>			<b>18</b>	<b>6</b>			<b>24</b>	<b>93.79</b>	<b>10.54</b>
<b>Total Bachelor Completers (Unduplicated):</b>			<b>18</b>	<b>6</b>			<b>24</b>	<b>93.79</b>	<b>10.54</b>
<b>Total Degree Awards:</b>	<b>779</b>	<b>900</b>	<b>853</b>	<b>1,007</b>	<b>974</b>	<b>25.0%</b>	<b>4,513</b>	<b>118.29</b>	<b>13.07</b>

## Degrees and Certificates Awarded 2015-2016 Through 2019-2020 Skyline College

Award Type	2015-2016	2016-2017	2017-2018	2018-2019	2019-2020	% Change 2015-2016 to 2019-2020	Total	Avg. Units Earned	Avg. Time to Complete
<b>Total Degree Completers (Unduplicated):</b>	587	690	650	745	731	24.5%	3,240	118.29	13.07
<b>Total Certificate Awards:</b>	441	427	412	431	364	-17.5%	2,075	81.54	8.75
<b>Total Certificate Completers (Unduplicated):</b>	356	365	358	351	314	-11.8%	1,469	81.54	8.75

## Degrees and Certificates Awarded (by Ethnicity) 2015-2016 Through 2019-2020 Skyline College

	Award Type	Ethnicity	2015-2016	2016-2017	2017-2018	2018-2019	2019-2020	% Change 2015-2016 to 2019-2020	Total
Accounting	Associate in Science	Asian	4	3	1			-100.0%	8
		Black/African American	1					-100.0%	1
		Filipino	5	4	2	1		-100.0%	12
		Hispanic/Latinx	4		2	2		-100.0%	8
		Unknown			1				1
		White	3	5	2	1		-100.0%	11
Accounting	<b>Total</b>		<b>17</b>	<b>12</b>	<b>8</b>	<b>4</b>	<b>-100.0%</b>	<b>41</b>	
Accounting	Certificate of Achievement	Asian	3	5	6	4		-100.0%	18
		Filipino			4				4
		Hispanic/Latinx	2	4	2	2		-100.0%	10
		White		3	2	3			8
Accounting	<b>Total</b>	<b>5</b>	<b>12</b>	<b>14</b>	<b>9</b>	<b>-100.0%</b>	<b>40</b>		
Accounting (Associate Degree)	Associate in Science	Asian				5	1		6
		Filipino				3	1		4
		Hispanic/Latinx					1		1
		Multiraces				1	1		2
		White				2			2
Accounting (Associate Degree)	<b>Total</b>				<b>11</b>	<b>4</b>		<b>15</b>	
Accounting (Certificate)	Certificate of Achievement	Asian				2	1		3
		Filipino					1		1
		White					1		1
Accounting (Certificate)	<b>Total</b>				<b>2</b>	<b>3</b>		<b>5</b>	
Accounting Computer Specialist	Career Certificate	Filipino					1		1
		Hispanic/Latinx					1		1
Accounting Computer Specialist	<b>Total</b>					<b>2</b>		<b>2</b>	
Accounting: Computer Specialist	Career Certificate	Asian		1	1				2
		Black/African American		1					1
		Hispanic/Latinx	3		1			-100.0%	4
		Multiraces				1			1
		White		2					2
Accounting: Computer Specialist	<b>Total</b>	<b>3</b>	<b>4</b>	<b>2</b>	<b>1</b>	<b>-100.0%</b>	<b>10</b>		
Accounting: Indv. Tax Preparer	Career Certificate	Hispanic/Latinx		1				1	
Accounting: Indv. Tax Preparer	<b>Total</b>		<b>1</b>					<b>1</b>	
Administration of Justice	Associate in Arts	Asian	2	1				-100.0%	3
		Filipino	5	1				-100.0%	6
		Hispanic/Latinx	5	2	5			-100.0%	12
		Multiraces		1					1
		Pacific Islander		1					1
		White	4	3	2			-100.0%	9
Administration of Justice	<b>Total</b>	<b>16</b>	<b>9</b>	<b>7</b>			<b>-100.0%</b>	<b>32</b>	
Administration of Justice	Certificate of Achievement	Asian	1	2				-100.0%	3
		Black/African American				1			1
		Filipino	1			1		-100.0%	2
		Hispanic/Latinx	6	3	4	1		-100.0%	14
		Multiraces			1				1
		White	1	2	1			-100.0%	4
Administration of Justice	<b>Total</b>	<b>9</b>	<b>7</b>	<b>6</b>	<b>3</b>	<b>-100.0%</b>	<b>25</b>		
Administration of Justice (Associate Degree)	Associate in Arts	Asian				1	1		2
		Filipino				2	1		3
		Hispanic/Latinx				1	1		2



## Degrees and Certificates Awarded (by Ethnicity) 2015-2016 Through 2019-2020 Skyline College

		Multiraces						1		1	
		White						2		2	
<b>Administration of Justice (Associate Degree)</b>	<b>Total</b>							<b>4</b>	<b>6</b>	<b>10</b>	
<b>Administration of Justice (Associate Degree-Transfer CSU)</b>	<b>Associate in Science-Transfer</b>	Asian						1		1	
		Black/African American						1		1	
		Filipino						2	4	6	
		Hispanic/Latinx						6	11	17	
		Multiraces						2		2	
		Pacific Islander						1		1	
		White						2	3	5	
<b>Administration of Justice (Associate Degree-Transfer CSU)</b>	<b>Total</b>							<b>11</b>	<b>22</b>	<b>33</b>	
<b>Administration of Justice (Associate Degree-Transfer CSU or UC)</b>	<b>Associate in Science-Transfer</b>	Asian						1		1	
		Black/African American						1		1	
		Filipino						1		1	
		Hispanic/Latinx						2	3	5	
		Multiraces						1		1	
		Pacific Islander						1		1	
		White						1		1	
<b>Administration of Justice (Associate Degree-Transfer CSU or UC)</b>	<b>Total</b>							<b>3</b>	<b>8</b>	<b>11</b>	
<b>Administration of Justice Studies (Certificate)</b>	<b>Certificate of Achievement</b>	Filipino						2		2	
		Hispanic/Latinx						1	1	2	
		Pacific Islander						1		1	
<b>Administration of Justice Studies (Certificate)</b>	<b>Total</b>							<b>4</b>	<b>1</b>	<b>5</b>	
<b>Administration of Justice - Transfer CSU GE</b>	<b>Associate in Science-Transfer</b>	Asian	3	1	2	1				-100.0%	7
		Black/African American	1		2					-100.0%	3
		Filipino	3	3	2					-100.0%	8
		Hispanic/Latinx	14	11	12	7				-100.0%	44
		Multiraces		2	1	1					4
		Unknown	1	1						-100.0%	2
		White	2	4	2	2				-100.0%	10
<b>Administration of Justice - Transfer CSU GE</b>	<b>Total</b>		<b>24</b>	<b>22</b>	<b>21</b>	<b>11</b>				<b>-100.0%</b>	<b>78</b>
<b>Administration of Justice - Transfer IGETC CSU</b>	<b>Associate in Science-Transfer</b>	Asian	1					2		-100.0%	3

## Degrees and Certificates Awarded (by Ethnicity) 2015-2016 Through 2019-2020 Skyline College

		Filipino	1	1		1		-100.0%	3
		Hispanic/Latinx	1	1	3	1		-100.0%	6
		Multiraces		1					1
<b>Administration of Justice - Transfer IGETC CSU</b>		<b>Total</b>	<b>3</b>	<b>3</b>	<b>3</b>	<b>4</b>		<b>-100.0%</b>	<b>13</b>
<b>Adm. of Justice Certificate</b>	<b>Certificate Program</b>	White	1					-100.0%	1
<b>Adm. of Justice Certificate</b>		<b>Total</b>	<b>1</b>					<b>-100.0%</b>	<b>1</b>
<b>Advanced Computer User Support</b>	<b>Career Certificate</b>	Asian				1	1		2
		Filipino				1			1
		Hispanic/Latinx				1			1
<b>Advanced Computer User Support</b>		<b>Total</b>				<b>3</b>	<b>1</b>		<b>4</b>
<b>Allied Health Science</b>	<b>Associate in Science</b>	Asian	15	14	9	10		-100.0%	48
		Black/African American	1	1	1	4		-100.0%	7
		Filipino	31	34	34	20		-100.0%	119
		Hispanic/Latinx	11	24	24	14		-100.0%	73
		Multiraces	5	3	7	3		-100.0%	18
		Pacific Islander		1					1
		Unknown	1	2	3			-100.0%	6
		White	7	14	10	4		-100.0%	35
<b>Allied Health Science</b>		<b>Total</b>	<b>71</b>	<b>93</b>	<b>88</b>	<b>55</b>		<b>-100.0%</b>	<b>307</b>
<b>Allied Health Science (Associate Degree)</b>	<b>Associate in Science</b>	Asian				6	12		18
		Black/African American				2	1		3
		Filipino				19	41		60
		Hispanic/Latinx				10	27		37
		Multiraces				6	3		9
		Unknown				2	1		3
		White				5	11		16
<b>Allied Health Science (Associate Degree)</b>		<b>Total</b>				<b>50</b>	<b>96</b>		<b>146</b>
<b>Anesthesia Technology (Associate Degree)</b>	<b>Associate in Science</b>	Filipino					3		3
		Hispanic/Latinx					1		1
		Multiraces					1		1
		White					2		2
<b>Anesthesia Technology (Associate Degree)</b>		<b>Total</b>					<b>7</b>		<b>7</b>
<b>Anesthesia Technology (Certificate)</b>	<b>Certificate of Achievement</b>	Asian					3		3
		Black/African American					1		1
		White					3		3
<b>Anesthesia Technology (Certificate)</b>		<b>Total</b>					<b>7</b>		<b>7</b>
<b>Anthropology (Associate Degree-Transfer CSU)</b>	<b>Associate in Arts-Transfer</b>	Hispanic/Latinx				1			1
		Multiraces					2		2
<b>Anthropology (Associate Degree-Transfer CSU)</b>		<b>Total</b>				<b>1</b>	<b>2</b>		<b>3</b>
<b>Anthropology (Associate Degree-Transfer CSU or UC)</b>	<b>Associate in Arts-Transfer</b>	Filipino					1		1
		Hispanic/Latinx				1			1

## Degrees and Certificates Awarded (by Ethnicity) 2015-2016 Through 2019-2020 Skyline College

		White					3		3
<b>Anthropology (Associate Degree-Transfer CSU or UC)</b>		<b>Total</b>					<b>1</b>	<b>4</b>	<b>5</b>
<b>Anthropology - Transfer CSUGE</b>	<b>Associate in Arts-Transfer</b>	Hispanic/Latinx	1		2			-100.0%	3
		Multiraces	1		1	1		-100.0%	3
		White	1	2	1			-100.0%	4
<b>Anthropology - Transfer CSUGE</b>		<b>Total</b>	<b>3</b>	<b>2</b>	<b>4</b>	<b>1</b>		<b>-100.0%</b>	<b>10</b>
<b>Anthropology - Transfer IGETC/CSU GE</b>	<b>Associate in Arts-Transfer</b>	Asian			1				1
		White		1	1	1			3
<b>Anthropology - Transfer IGETC/CSU GE</b>		<b>Total</b>		<b>1</b>	<b>2</b>	<b>1</b>			<b>4</b>
<b>Art</b>	<b>Associate in Arts</b>	Asian	2	1	1			-100.0%	4
		Filipino	1	1	3	2		-100.0%	7
		Hispanic/Latinx	1	6	2	1		-100.0%	10
		White	2		3	1		-100.0%	6
<b>Art</b>		<b>Total</b>	<b>6</b>	<b>8</b>	<b>9</b>	<b>4</b>		<b>-100.0%</b>	<b>27</b>
<b>Art (Associate Degree)</b>	<b>Associate in Arts</b>	Asian				1	2		3
		Filipino				1	1		2
		Hispanic/Latinx					2		2
		Multiraces					1		1
<b>Art (Associate Degree)</b>		<b>Total</b>				<b>2</b>	<b>6</b>		<b>8</b>
<b>Art History (Associate Degree-Transfer CSU)</b>	<b>Associate in Arts-Transfer</b>	Asian					1		1
		Hispanic/Latinx					1		1
		Multiraces					1		1
<b>Art History (Associate Degree-Transfer CSU)</b>		<b>Total</b>					<b>3</b>		<b>3</b>
<b>Art History (Associate Degree-Transfer CSU or UC)</b>	<b>Associate in Arts-Transfer</b>	Asian				1			1
		Hispanic/Latinx					1		1
<b>Art History (Associate Degree-Transfer CSU or UC)</b>		<b>Total</b>				<b>1</b>	<b>1</b>		<b>2</b>
<b>Art History - Transfer CSU GE</b>	<b>Associate in Arts-Transfer</b>	White			1				1
<b>Art History - Transfer CSU GE</b>		<b>Total</b>			<b>1</b>				<b>1</b>
<b>Art - Studio Art - Transfer CSU GE</b>	<b>Associate in Arts-Transfer</b>	Asian			2				2
		Hispanic/Latinx				1			1
		White			1				1
<b>Art - Studio Art - Transfer CSU GE</b>		<b>Total</b>			<b>3</b>	<b>1</b>			<b>4</b>
<b>Art - Studio Art - Transfer IGETC CSU</b>	<b>Associate in Arts-Transfer</b>	Multiraces		1					1
<b>Art - Studio Art - Transfer IGETC CSU</b>		<b>Total</b>		<b>1</b>					<b>1</b>
<b>Auto Adv Engine Perf Tech Cert</b>	<b>Certificate Program</b>	Asian			1				1
		Filipino				1			1
<b>Auto Adv Engine Perf Tech Cert</b>		<b>Total</b>			<b>1</b>	<b>1</b>			<b>2</b>
<b>Auto Engine Perf Tech Cert</b>	<b>Certificate Program</b>	Asian			1				1
<b>Auto Engine Perf Tech Cert</b>		<b>Total</b>			<b>1</b>				<b>1</b>
<b>Auto Engines Technology Cert</b>	<b>Certificate Program</b>	Filipino			1				1
<b>Auto Engines Technology Cert</b>		<b>Total</b>			<b>1</b>				<b>1</b>
<b>Automotive Advanced Engine Performance Technology (Certificate)</b>	<b>Certificate of Achievement</b>	Asian				1			1
		Filipino				1			1
		Hispanic/Latinx			5	1			6

## Degrees and Certificates Awarded (by Ethnicity) 2015-2016 Through 2019-2020 Skyline College

		Multiraces				1			1
		White				3	2		5
<b>Automotive Advanced Engine Performance Technology (Certificate)</b>		<b>Total</b>				<b>11</b>	<b>3</b>		<b>14</b>
<b>Automotive Chassis, Alignment &amp; Brake Technology (Certificate)</b>	<b>Certificate of Achievement</b>	Asian				1	3		4
		Black/African American					1		1
		Filipino				3	4		7
		Hispanic/Latinx				5	13		18
		Multiraces				2	1		3
		Pacific Islander					1		1
		White				3	4		7
<b>Automotive Chassis, Alignment &amp; Brake Technology (Certificate)</b>		<b>Total</b>				<b>14</b>	<b>27</b>		<b>41</b>
<b>Automotive Drive Train Technology (Certificate)</b>	<b>Certificate of Achievement</b>	Asian					4		4
		Black/African American					1		1
		Filipino				3	4		7
		Hispanic/Latinx				13	12		25
		Multiraces				1			1
		Unknown				1			1
		White				3	4		7
<b>Automotive Drive Train Technology (Certificate)</b>		<b>Total</b>				<b>21</b>	<b>25</b>		<b>46</b>
<b>Automotive Electricity/Electronics (Certificate)</b>	<b>Certificate of Achievement</b>	Asian				1	2		3
		Black/African American				2			2
		Filipino					8		8
		Hispanic/Latinx				8	17		25
		Multiraces				3	4		7
		Pacific Islander				1			1
		White				5	4		8
<b>Automotive Electricity/Electronics (Certificate)</b>		<b>Total</b>				<b>20</b>	<b>35</b>		<b>54</b>
<b>Automotive Engine Performance Technology (Certificate)</b>	<b>Certificate of Achievement</b>	Asian					4		4
		Filipino					2		2
		Hispanic/Latinx					10		10
		White					3		3
<b>Automotive Engine Performance Technology (Certificate)</b>		<b>Total</b>					<b>19</b>		<b>19</b>
<b>Automotive Engines Technology (Certificate)</b>	<b>Certificate of Achievement</b>	Asian				3	7		9
		Black/African American					1		1
		Filipino				3	1		4
		Hispanic/Latinx				9	15		24

## Degrees and Certificates Awarded (by Ethnicity) 2015-2016 Through 2019-2020 Skyline College

		Multiraces					1		1	
		Pacific Islander					1		1	
		Unknown					2		2	
		White					3	4	7	
<b>Automotive Engines Technology (Certificate)</b>		<b>Total</b>					<b>19</b>	<b>31</b>	<b>49</b>	
<b>Automotive Technician - Entry Level</b>	<b>Certificate of Specialization</b>	Asian		1					1	
		Black/African American			1				1	
		Filipino		1					1	
		Hispanic/Latinx		9	2				11	
		Multiraces			1				1	
		White		1					1	
<b>Automotive Technician - Entry Level</b>		<b>Total</b>		<b>12</b>	<b>4</b>				<b>16</b>	
<b>Automotive Technician - Entry Level (Certificate)</b>	<b>Certificate of Specialization</b>	Asian					1		1	
		Black/African American						1	1	
		Pacific Islander					1		1	
<b>Automotive Technician - Entry Level (Certificate)</b>		<b>Total</b>					<b>2</b>	<b>1</b>	<b>3</b>	
<b>Automotive Technology</b>	<b>Associate in Science</b>	Asian		2	1	3			-100.0%	6
		Filipino		1		2	2		-100.0%	5
		Hispanic/Latinx			1	1				2
		White		2		2			-100.0%	4
<b>Automotive Technology</b>		<b>Total</b>		<b>5</b>	<b>2</b>	<b>8</b>	<b>2</b>		<b>-100.0%</b>	<b>17</b>
<b>Automotive Technology: Advanced Engine Performance Tech</b>	<b>Certificate of Achievement</b>	Asian		5	6	3			-100.0%	14
		Black/African American			2	1				3
		Filipino			3					3
		Hispanic/Latinx		3	4	3			-100.0%	10
		Multiraces		1	3				-100.0%	4
		Unknown		1		2			-100.0%	3
		White		2	6	3			-100.0%	11
<b>Automotive Technology: Advanced Engine Performance Tech</b>		<b>Total</b>		<b>12</b>	<b>24</b>	<b>12</b>			<b>-100.0%</b>	<b>48</b>
<b>Automotive Technology: Asian Engine Performance Tech</b>	<b>Certificate of Achievement</b>	Asian		6	2	1			-100.0%	9
		Black/African American					1			1
		Filipino		3			2		-100.0%	5
		Hispanic/Latinx		3	2		2		-100.0%	7
		Multiraces		2	1		2		-100.0%	4
		Unknown			1					1
		White			2		3			5

## Degrees and Certificates Awarded (by Ethnicity) 2015-2016 Through 2019-2020 Skyline College

Automotive Technology: Asian Engine Performance Tech			<b>Total</b>	14	8	1	10	-100.0%	32		
Automotive Technology (Associate Degree)											
Associate in Science											
	Asian						1	1	2		
	Black/African American						1		1		
	Filipino						1	1	2		
	Hispanic/Latinx						1	1	2		
	Unknown						1	1	2		
	White						1		1		
Automotive Technology (Associate Degree)			<b>Total</b>						6	4	10
Automotive Technology: Chassis Technology											
Certificate of Achievement											
	Asian		7	9	7		1		-100.0%	24	
	Black/African American		2						-100.0%	2	
	Filipino		3	8	1				-100.0%	12	
	Hispanic/Latinx		15	8	1	1			-100.0%	25	
	Multiraces		2	1					-100.0%	3	
	Pacific Islander			1						1	
	Unknown		3						-100.0%	3	
	White		10	3	1	3			-100.0%	17	
Automotive Technology: Chassis Technology			<b>Total</b>	42	30	10	5		-100.0%	87	
Automotive Technology: Drive Train Technology											
Certificate of Achievement											
	Asian		14	10	5		1		-100.0%	30	
	Black/African American		1	1			1		-100.0%	3	
	Filipino		2	1	5		2		-100.0%	10	
	Hispanic/Latinx		11	11	11		5		-100.0%	38	
	Multiraces		1		2		1		-100.0%	4	
	Pacific Islander				1		1			2	
	White		6	5	3		1		-100.0%	15	
Automotive Technology: Drive Train Technology			<b>Total</b>	35	28	27	12		-100.0%	102	
Automotive Technology: Electricity/Electronics											
Certificate of Achievement											
	Asian		14	4	8		3		-100.0%	29	
	Black/African American		3	1					-100.0%	4	
	Filipino		4	2	5		3		-100.0%	14	
	Hispanic/Latinx		18	10	8		9		-100.0%	45	
	Multiraces		4						-100.0%	4	
	Pacific Islander						1			1	
	Unknown		2				1		-100.0%	3	
	White		7	3	5		2		-100.0%	17	
Automotive Technology: Electricity/Electronics			<b>Total</b>	52	20	26	19		-100.0%	117	
Automotive Technology: Engine Performance											
Certificate of Achievement											
	Asian		4	6	4		1		-100.0%	15	
	Black/African American			2	1					3	
	Filipino			2			2			4	

## Degrees and Certificates Awarded (by Ethnicity) 2015-2016 Through 2019-2020 Skyline College

		Hispanic/Latinx	5	4	3	5		-100.0%	17
		Multiraces	1	1		1		-100.0%	3
		Unknown	1		2			-100.0%	3
		White	3	4	2	3		-100.0%	12
<b>Automotive Technology: Engine Performance</b>		<b>Total</b>	<b>14</b>	<b>19</b>	<b>12</b>	<b>12</b>		<b>-100.0%</b>	<b>57</b>
<b>Automotive Technology: Engines Technology</b>	<b>Certificate of Achievement</b>	Asian	11	11	2	2		-100.0%	26
		Black/African American	3		1			-100.0%	4
		Filipino	5	5	2	6		-100.0%	18
		Hispanic/Latinx	10	8	3	11		-100.0%	32
		Multiraces	4	1		2		-100.0%	7
		Unknown		2					2
		White	7	6	3			-100.0%	16
<b>Automotive Technology: Engines Technology</b>		<b>Total</b>	<b>40</b>	<b>33</b>	<b>11</b>	<b>21</b>		<b>-100.0%</b>	<b>105</b>
<b>Automotive Technology: Technician</b>	<b>Associate in Science</b>	Asian	1		1			-100.0%	2
		Hispanic/Latinx	1					-100.0%	1
		White	1					-100.0%	1
<b>Automotive Technology: Technician</b>		<b>Total</b>	<b>3</b>		<b>1</b>			<b>-100.0%</b>	<b>4</b>
<b>Basic Digital Filmmaking (Certificate)</b>	<b>Certificate of Specialization</b>	White					1		1
<b>Basic Digital Filmmaking (Certificate)</b>		<b>Total</b>					<b>1</b>		<b>1</b>
<b>Biology (Associate Degree-Transfer CSU)</b>	<b>Associate in Science-Transfer</b>	Asian					1		1
		Filipino				3	3		6
		Hispanic/Latinx					1		1
		Unknown				1			1
		White				1	2		3
<b>Biology (Associate Degree-Transfer CSU)</b>		<b>Total</b>				<b>5</b>	<b>7</b>		<b>12</b>
<b>Biology (Associate Degree-Transfer UC)</b>	<b>Associate in Science-Transfer</b>	Asian				1	3		4
		Filipino				3	1		4
		Hispanic/Latinx				2			2
		Multiraces				1			1
		Unknown					1		1
		White				3	2		5
<b>Biology (Associate Degree-Transfer UC)</b>		<b>Total</b>				<b>10</b>	<b>7</b>		<b>17</b>
<b>Biology AST- CSUGE</b>	<b>Associate in Science-Transfer</b>	Filipino			1				1
		Hispanic/Latinx			1				1
		Multiraces				1			1
<b>Biology AST- CSUGE</b>		<b>Total</b>			<b>2</b>	<b>1</b>			<b>3</b>
<b>Biology AST-IGETC</b>	<b>Associate in Science-Transfer</b>	Filipino			1				1
		Unknown			1				1
<b>Biology AST-IGETC</b>		<b>Total</b>			<b>2</b>				<b>2</b>
<b>Biotechnology</b>	<b>Associate in Science</b>	Asian	1	1				-100.0%	2

## Degrees and Certificates Awarded (by Ethnicity) 2015-2016 Through 2019-2020 Skyline College

	Filipino		2	1				-100.0%	3
	Hispanic/Latinx		1			1		-100.0%	2
	White		1					-100.0%	1
<b>Biotechnology</b>	<b>Total</b>		<b>5</b>	<b>2</b>		<b>1</b>		<b>-100.0%</b>	<b>8</b>
<b>Biotechnology (Associate Degree)</b>	<b>Associate in Science</b>	Hispanic/Latinx				1			1
<b>Biotechnology (Associate Degree)</b>	<b>Total</b>					<b>1</b>			<b>1</b>
<b>Biotechnology: Entry Level Biotechnology Manufacturing (Ended Spring 2013)</b>	<b>Career Certificate</b>	Hispanic/Latinx		1					1
<b>Biotechnology: Entry Level Biotechnology Manufacturing (Ended Spring 2013)</b>	<b>Total</b>			<b>1</b>					<b>1</b>
<b>Biotechnology Manufacturing Assistant</b>	<b>Certificate of Achievement</b>	Hispanic/Latinx				1			1
		Multiraces				1			1
		Unknown					1		1
<b>Biotechnology Manufacturing Assistant</b>	<b>Total</b>					<b>2</b>	<b>1</b>		<b>3</b>
<b>Biotechnology Mnfct Tech. - AS</b>	<b>Associate in Science</b>	Filipino						2	2
<b>Biotechnology Mnfct Tech. - AS</b>	<b>Total</b>							<b>2</b>	<b>2</b>
<b>Business Administration (Associate Degree-Transfer CSU)</b>	<b>Associate in Science-Transfer</b>	Asian				16	13		29
		Black/African American				1	1		2
		Filipino				11	16		27
		Hispanic/Latinx				8	14		22
		Multiraces				4	9		13
		Pacific Islander					2		2
		Unknown					1		1
		White				4	2		6
<b>Business Administration (Associate Degree-Transfer CSU)</b>	<b>Total</b>					<b>44</b>	<b>58</b>		<b>102</b>
<b>Business Administration (Associate Degree-Transfer CSU or UC)</b>	<b>Associate in Science-Transfer</b>	Asian				16	32		48
		Filipino				6	14		20
		Hispanic/Latinx				2	16		18
		Multiraces				2	4		6
		Unknown				1	1		2
		White				2	6		8
<b>Business Administration (Associate Degree-Transfer CSU or UC)</b>	<b>Total</b>					<b>29</b>	<b>73</b>		<b>102</b>
<b>Business Administration Cert</b>	<b>Certificate Program</b>	Asian			2	2			4
		Filipino			1				1
		Hispanic/Latinx		1	1				2
		White			2				2
<b>Business Administration Cert</b>	<b>Total</b>		<b>1</b>	<b>6</b>	<b>2</b>				<b>9</b>



## Degrees and Certificates Awarded (by Ethnicity) 2015-2016 Through 2019-2020 Skyline College

<b>Business Administration (Certificate)</b>	Certificate of Achievement	Asian				4	9		13	
		Filipino				1	1		2	
		Multiraces				1			1	
		Unknown					2		2	
		<b>Total</b>				<b>6</b>	<b>12</b>		<b>18</b>	
<b>Business: Administrative Assistant ( Ended Spring 2012 )</b>	Associate in Science	Asian	1					-100.0%	1	
		White		2					2	
		<b>Total</b>	<b>1</b>	<b>2</b>					<b>-100.0%</b>	<b>3</b>
<b>Business: Administrative Assistant ( Ended Spring 2012 )</b>	Certificate of Achievement	Asian	1					-100.0%	1	
		<b>Total</b>	<b>1</b>						<b>-100.0%</b>	<b>1</b>
<b>Business: Asian Business Practices</b>	Certificate of Achievement	Filipino		1					1	
		Multiraces	1						-100.0%	1
		White		1	1					2
		<b>Total</b>	<b>1</b>	<b>2</b>	<b>1</b>				<b>-100.0%</b>	<b>4</b>
<b>Business: Business Admin. for Transfer, CSUGE</b>	Associate in Science-Transfer	Asian	12	19	7	8			-100.0%	46
		Black/African American		2						2
		Filipino	13	13	14	5			-100.0%	45
		Hispanic/Latinx	14	11	16	4			-100.0%	45
		Multiraces	4	4	10				-100.0%	18
		Pacific Islander	1	1	1				-100.0%	3
		Unknown		1	1					2
		White	9	8	10	8			-100.0%	35
		<b>Total</b>	<b>53</b>	<b>59</b>	<b>59</b>	<b>25</b>			<b>-100.0%</b>	<b>196</b>
<b>Business: Business Admin. for Transfer, IGETC-CSU</b>	Associate in Science-Transfer	Asian	8	12	25	5			-100.0%	50
		Black/African American	1						-100.0%	1
		Filipino	5	15	10	4			-100.0%	34
		Hispanic/Latinx	6	11	11	3			-100.0%	31
		Multiraces	1	1	2	1			-100.0%	5
		Pacific Islander				1				1
		Unknown	1		1	1			-100.0%	3
		White	5	2	10	2			-100.0%	19
<b>Total</b>	<b>27</b>	<b>41</b>	<b>59</b>	<b>17</b>			<b>-100.0%</b>	<b>144</b>		
<b>Business: Business Administration</b>	Certificate of Achievement	Asian		1	5				6	
		Filipino	1		1				-100.0%	2
		Hispanic/Latinx	2			1			-100.0%	3
		White		2						2
		<b>Total</b>	<b>3</b>	<b>3</b>	<b>6</b>	<b>1</b>			<b>-100.0%</b>	<b>13</b>

## Degrees and Certificates Awarded (by Ethnicity) 2015-2016 Through 2019-2020 Skyline College

Business: Business Administration (Ended Spring 2013)	Associate in Science	Filipino		6		1			7
		Hispanic/Latinx	3	1				-100.0%	4
Business: Business Administration (Ended Spring 2013)	<b>Total</b>		<b>3</b>	<b>7</b>		<b>1</b>		<b>-100.0%</b>	<b>11</b>
Business: Business Information Systems ( Ended Spring 2012 )	Associate in Science	White		1					1
Business: Business Information Systems ( Ended Spring 2012 )	<b>Total</b>			<b>1</b>					<b>1</b>
Business: Business Management	Associate in Science	Filipino			1	2			3
		Hispanic/Latinx	1	2	2			-100.0%	5
		Pacific Islander				1			1
		White		1					1
Business: Business Management	<b>Total</b>		<b>1</b>	<b>3</b>	<b>3</b>	<b>3</b>		<b>-100.0%</b>	<b>10</b>
Business: Business Management	Certificate of Achievement	Asian				1			1
		Multiraces	1					-100.0%	1
		Pacific Islander				1			1
		Unknown		1					1
		White				1			1
Business: Business Management	<b>Total</b>		<b>1</b>	<b>1</b>		<b>3</b>		<b>-100.0%</b>	<b>5</b>
Business: Computer Information Specialist	Certificate of Achievement	Asian	1	1				-100.0%	2
		Filipino		1					1
Business: Computer Information Specialist	<b>Total</b>		<b>1</b>	<b>2</b>				<b>-100.0%</b>	<b>3</b>
Business: Computer Information Specialist ( Ended Spring 2012 )	Associate in Science	Asian	1					-100.0%	1
		White		1					1
Business: Computer Information Specialist ( Ended Spring 2012 )	<b>Total</b>		<b>1</b>	<b>1</b>				<b>-100.0%</b>	<b>2</b>
Business: Entrepreneurship	Certificate of Specialization	Asian	2					-100.0%	2
		Hispanic/Latinx				1			1
Business: Entrepreneurship	<b>Total</b>		<b>2</b>			<b>1</b>		<b>-100.0%</b>	<b>3</b>
Business: Entrepreneurship and Small Business Management	Certificate of Achievement	Hispanic/Latinx				2			2
		Unknown					1		1
		White				1			1
Business: Entrepreneurship and Small Business Management	<b>Total</b>					<b>3</b>	<b>1</b>		<b>4</b>
Business: International Business	Certificate of Achievement	Hispanic/Latinx		1	1				2
		Multiraces	1					-100.0%	1
		White	1		2			-100.0%	3
Business: International Business	<b>Total</b>		<b>2</b>	<b>1</b>	<b>3</b>			<b>-100.0%</b>	<b>6</b>
Business: International Logistics	Associate in Science	Filipino	1					-100.0%	1
Business: International Logistics	<b>Total</b>		<b>1</b>					<b>-100.0%</b>	<b>1</b>
Business: International Trade	Associate in Science	Hispanic/Latinx	1					-100.0%	1
		White			1	1			2
Business: International Trade	<b>Total</b>		<b>1</b>		<b>1</b>	<b>1</b>		<b>-100.0%</b>	<b>3</b>
	Certificate of Achievement	Multiraces	1					-100.0%	1

## Degrees and Certificates Awarded (by Ethnicity) 2015-2016 Through 2019-2020 Skyline College

		White		1					1
<b>Business: International Trade</b>		<b>Total</b>	<b>1</b>	<b>1</b>				<b>-100.0%</b>	<b>2</b>
<b>Business: Legal Aspects of International Business</b>	<b>Certificate of Achievement</b>	White		1					1
<b>Business: Legal Aspects of International Business</b>		<b>Total</b>		<b>1</b>					<b>1</b>
<b>Business: Legal Secretary</b>	<b>Associate in Science</b>	White		1					1
<b>Business: Legal Secretary</b>		<b>Total</b>		<b>1</b>					<b>1</b>
<b>Business Management (Associate Degree)</b>	<b>Associate in Science</b>	Filipino				2	5		7
		Multiraces				1			1
		Pacific Islander					1		1
		White				1	2		3
<b>Business Management (Associate Degree)</b>		<b>Total</b>				<b>4</b>	<b>8</b>		<b>12</b>
<b>Business Management (Certificate)</b>	<b>Certificate of Achievement</b>	Asian				1			1
		Black/African American					2		2
		Hispanic/Latinx				1	2		3
		Multiraces				1			1
		White					1		1
<b>Business Management (Certificate)</b>		<b>Total</b>				<b>3</b>	<b>5</b>		<b>8</b>
<b>Business: Medical Billing &amp; Coding Cert.</b>	<b>Certificate Program</b>	Asian				1			1
<b>Business: Medical Billing &amp; Coding Cert.</b>		<b>Total</b>				<b>1</b>			<b>1</b>
<b>Business: Medical Billing &amp; Coding (Ended Spring 2014)</b>	<b>Certificate of Achievement</b>	Hispanic/Latinx				1			1
		White		2					-100.0%
<b>Business: Medical Billing &amp; Coding (Ended Spring 2014)</b>		<b>Total</b>		<b>2</b>		<b>1</b>			<b>-100.0%</b>
<b>Business: Medical Office Assistant (Ended Spring 2014)</b>	<b>Certificate of Achievement</b>	Asian		1					-100.0%
		Hispanic/Latinx		1	1				-100.0%
<b>Business: Medical Office Assistant (Ended Spring 2014)</b>		<b>Total</b>		<b>2</b>	<b>1</b>				<b>-100.0%</b>
<b>Business: Medical Office Receptionist</b>	<b>Certificate of Achievement</b>	Asian				1			1
		Black/African American		1					-100.0%
		Filipino			1				1
		Hispanic/Latinx			2	1			3
<b>Business: Medical Office Receptionist</b>		<b>Total</b>		<b>1</b>	<b>3</b>	<b>2</b>			<b>-100.0%</b>
<b>Business: Medical Transcriptionist (Ended Spring 2014)</b>	<b>Associate in Science</b>	Asian			1				1
		White		2					-100.0%
<b>Business: Medical Transcriptionist (Ended Spring 2014)</b>		<b>Total</b>		<b>2</b>	<b>1</b>				<b>-100.0%</b>
<b>Business: Multimedia Technology</b>	<b>Associate in Science</b>	Asian		1		1			-100.0%
		Hispanic/Latinx			1				1
		White			1				1
<b>Business: Multimedia Technology</b>		<b>Total</b>		<b>1</b>	<b>2</b>	<b>1</b>			<b>-100.0%</b>
	<b>Certificate of Achievement</b>	Asian		1					-100.0%

## Degrees and Certificates Awarded (by Ethnicity) 2015-2016 Through 2019-2020 Skyline College

	White	1						-100.0%	1
<b>Business: Multimedia Technology</b>	<b>Total</b>	<b>2</b>						<b>-100.0%</b>	<b>2</b>
<b>Business: Office Assistant</b>	<b>Certificate of Achievement</b>	Asian	1	2	1			-100.0%	4
		Hispanic/Latinx	1	1				-100.0%	2
		White		1					1
<b>Business: Office Assistant</b>	<b>Total</b>	<b>2</b>	<b>2</b>	<b>2</b>	<b>1</b>			<b>-100.0%</b>	<b>7</b>
<b>Business: Office Assistant ( Ended Spring 2012 )</b>	<b>Associate in Science</b>	Asian	1	1				-100.0%	2
		Filipino	1					-100.0%	1
		Hispanic/Latinx	1			1		0.0%	2
		White		1					1
<b>Business: Office Assistant ( Ended Spring 2012 )</b>	<b>Total</b>	<b>3</b>	<b>1</b>	<b>1</b>		<b>1</b>		<b>-66.7%</b>	<b>6</b>
<b>Business: Office Information Systems ( Ended Spring 2012 )</b>	<b>Associate in Science</b>	White		1					1
<b>Business: Office Information Systems ( Ended Spring 2012 )</b>	<b>Total</b>	<b>1</b>							<b>1</b>
<b>Business: Office Management</b>	<b>Associate in Science</b>	Hispanic/Latinx		1					1
		White				1			1
<b>Business: Office Management</b>	<b>Total</b>	<b>1</b>				<b>1</b>			<b>2</b>
	<b>Certificate of Achievement</b>	Filipino		1	1				2
		White	2					-100.0%	2
<b>Business: Office Management</b>	<b>Total</b>	<b>2</b>	<b>1</b>	<b>1</b>				<b>-100.0%</b>	<b>4</b>
<b>Business: Web Developer</b>	<b>Associate in Science</b>	Unknown	1					-100.0%	1
		White				1			1
<b>Business: Web Developer</b>	<b>Total</b>	<b>1</b>				<b>1</b>		<b>0.0%</b>	<b>2</b>
<b>Central Service Technology With Clinical Practice (Certificate)</b>	<b>Career Certificate</b>	Asian				1			1
		Black/African American				1			1
		Filipino				7			7
		Hispanic/Latinx				3			3
		Unknown				1			1
		White				2			2
<b>Central Service Technology With Clinical Practice (Certificate)</b>	<b>Total</b>					<b>15</b>			<b>15</b>
<b>Cent. Srv. Tech/Clin.Prac Cert</b>	<b>Certificate Program</b>	Black/African American	1					-100.0%	1
<b>Cent. Srv. Tech/Clin.Prac Cert</b>	<b>Total</b>	<b>1</b>						<b>-100.0%</b>	<b>1</b>
<b>Communication Studies</b>	<b>Associate in Arts</b>	Asian	2	1				-100.0%	3
		Black/African American	1					-100.0%	1
		Filipino			1				1
		Hispanic/Latinx	1	1	1			-100.0%	3
		Multiraces		1	1				2
		Pacific Islander		1					1
		White	1	3	2			-100.0%	6
<b>Communication Studies</b>	<b>Total</b>	<b>5</b>	<b>6</b>	<b>4</b>	<b>2</b>			<b>-100.0%</b>	<b>17</b>
<b>Communication Studies (Associate Degree)</b>	<b>Associate in Arts</b>	Hispanic/Latinx				2			2
		Multiraces				1	1		2
		White				4	2		6
<b>Communication Studies (Associate Degree)</b>	<b>Total</b>					<b>5</b>	<b>5</b>		<b>10</b>

## Degrees and Certificates Awarded (by Ethnicity) 2015-2016 Through 2019-2020 Skyline College

Communication Studies (Associate Degree-Transfer CSU)	Associate in Arts-Transfer	Asian				1	4		5
		Filipino				2	3		5
		Hispanic/Latinx				3	5		8
		Multiraces				1			1
		Unknown					1		1
		White				1	2		3
		<b>Total</b>					<b>8</b>	<b>15</b>	
Communication Studies (Associate Degree-Transfer CSU or UC)	Associate in Arts-Transfer	Asian				1	4		5
		Filipino				2			2
		Hispanic/Latinx				2	7		9
		Multiraces				1	1		2
		White				1	2		3
		<b>Total</b>					<b>7</b>	<b>14</b>	
Communication Studies - Transfer CSU GE	Associate in Arts-Transfer	Asian	1	1	2	1		-100.0%	5
		Black/African American	1	1	1			-100.0%	3
		Filipino	3	9	9	5		-100.0%	26
		Hispanic/Latinx	4	13	9	3		-100.0%	29
		Multiraces	2	2	3	3		-100.0%	10
		Unknown				1			1
		White	2	6	2	1		-100.0%	11
<b>Total</b>	<b>13</b>	<b>32</b>	<b>26</b>	<b>14</b>		<b>-100.0%</b>	<b>85</b>		
Communication Studies - Transfer IGETC CSU	Associate in Arts-Transfer	Asian		2	4				6
		Black/African American			1				1
		Filipino	2	1				-100.0%	3
		Hispanic/Latinx	2	2	4	1		-100.0%	9
		Multiraces		3	1	2			6
		White	1	2	2	2		-100.0%	7
<b>Total</b>	<b>5</b>	<b>10</b>	<b>12</b>	<b>5</b>		<b>-100.0%</b>	<b>32</b>		
Computer Science (Associate Degree-Transfer CSU)	Associate in Science-Transfer	Asian					1		1
		Filipino					2		2
<b>Total</b>						<b>3</b>		<b>3</b>	
Computer Science (Associate Degree-Transfer UC)	Associate in Science-Transfer	Asian				1	2		3
		Filipino					1		1

## Degrees and Certificates Awarded (by Ethnicity) 2015-2016 Through 2019-2020 Skyline College

		Hispanic/Latinx						1		1
		White						1		1
<b>Computer Science (Associate Degree-Transfer UC)</b>		<b>Total</b>						<b>1</b>	<b>5</b>	<b>6</b>
<b>Cosmetology</b>	<b>Associate in Science</b>	Asian	1	1	3				-100.0%	5
		Hispanic/Latinx		3	1	1				5
		White	1	1	1				-100.0%	3
<b>Cosmetology</b>	<b>Total</b>	<b>Total</b>	<b>2</b>	<b>5</b>	<b>5</b>	<b>1</b>			<b>-100.0%</b>	<b>13</b>
	<b>Certificate of Achievement</b>	Asian	6	5	6	3			-100.0%	20
		Black/African American		1		1				2
		Filipino	2		2	3			-100.0%	7
		Hispanic/Latinx	14	8	8	12			-100.0%	42
		Multiraces	2	1					-100.0%	3
		Pacific Islander	1		1				-100.0%	2
		Unknown	1		1				-100.0%	2
		White	7	4	9	4			-100.0%	24
<b>Cosmetology</b>	<b>Total</b>	<b>Total</b>	<b>33</b>	<b>19</b>	<b>27</b>	<b>23</b>			<b>-100.0%</b>	<b>102</b>
<b>Cosmetology (Associate Degree)</b>	<b>Associate in Science</b>	Hispanic/Latinx						1		1
		White					1			1
<b>Cosmetology (Associate Degree)</b>	<b>Total</b>	<b>Total</b>					<b>1</b>	<b>1</b>		<b>2</b>
<b>Cosmetology (Certificate)</b>	<b>Certificate of Achievement</b>	Asian				1	1			2
		Filipino					1			1
		Hispanic/Latinx					2			2
		Multiraces				1				1
		White					3			3
<b>Cosmetology (Certificate)</b>	<b>Total</b>	<b>Total</b>				<b>2</b>	<b>7</b>			<b>9</b>
<b>Cosmetology Certificate</b>	<b>Certificate Program</b>	Asian		2						2
		Hispanic/Latinx	1	4		1			-100.0%	6
		Multiraces			1					1
<b>Cosmetology Certificate</b>	<b>Total</b>	<b>Total</b>	<b>1</b>	<b>6</b>	<b>1</b>	<b>1</b>			<b>-100.0%</b>	<b>9</b>
<b>Cosmetology: Esthetician</b>	<b>Certificate of Achievement</b>	Asian	5	2	13	2			-100.0%	22
		Black/African American		1	2	1				4
		Filipino	2	2	2	4			-100.0%	10
		Hispanic/Latinx	7	11	13	5			-100.0%	36
		Multiraces	2	2	3	2			-100.0%	9
		Pacific Islander			1	1				2
		Unknown			2					2
		White	9	3	10	7			-100.0%	29
<b>Cosmetology: Esthetician</b>	<b>Total</b>	<b>Total</b>	<b>25</b>	<b>21</b>	<b>46</b>	<b>22</b>			<b>-100.0%</b>	<b>114</b>
<b>Dance</b>	<b>Associate in Arts</b>	White					1			1
<b>Dance</b>	<b>Total</b>	<b>Total</b>				<b>1</b>				<b>1</b>
<b>Early Childhood Education</b>	<b>Associate in Science</b>	American Indian/Alaskan Native	1						-100.0%	1
		Asian	2	2	3	2			-100.0%	9
		Black/African American	1	1					-100.0%	2
		Filipino	3	2	3	1			-100.0%	9
		Hispanic/Latinx	3	5	6	4			-100.0%	18
		Multiraces	2		2				-100.0%	4
		Pacific Islander	1	1					-100.0%	2
		Unknown			1					1
		White	6	4	3	4			-100.0%	17
<b>Early Childhood Education</b>	<b>Total</b>	<b>Total</b>	<b>19</b>	<b>15</b>	<b>18</b>	<b>11</b>			<b>-100.0%</b>	<b>63</b>
	<b>Certificate of Achievement</b>	American Indian/Alaskan Native	1						-100.0%	1
		Asian	9	5	10	2			-100.0%	26
		Black/African American	1			1			-100.0%	2
		Filipino	4	2	1	1			-100.0%	8

## Degrees and Certificates Awarded (by Ethnicity) 2015-2016 Through 2019-2020 Skyline College

	Hispanic/Latinx	8	10	9	4	-100.0%	31
	Multiraces	1		1		-100.0%	2
	Pacific Islander	1				-100.0%	1
	White	8	4	4	4	-100.0%	20
<b>Early Childhood Education</b>	<b>Total</b>	<b>33</b>	<b>21</b>	<b>25</b>	<b>12</b>	<b>-100.0%</b>	<b>91</b>
<b>Early Childhood Education (Associate Degree)</b>	<b>Associate in Science</b>				1	2	3
	Asian						
	Black/African American				2		2
	Filipino				2		2
	Hispanic/Latinx				7	3	10
	Unknown				1	1	2
	White				2	2	4
<b>Early Childhood Education (Associate Degree)</b>	<b>Total</b>				<b>15</b>	<b>8</b>	<b>23</b>
<b>Early Childhood Education (Associate Degree-Transfer CSU)</b>	<b>Associate in Science-Transfer</b>				2	2	4
	Asian						
	Black/African American				1		1
	Filipino				4	2	6
	Hispanic/Latinx				3	10	13
	White				1	1	2
<b>Early Childhood Education (Associate Degree-Transfer CSU)</b>	<b>Total</b>				<b>11</b>	<b>15</b>	<b>26</b>
<b>Early Childhood Education (Associate Degree-Transfer CSU or UC)</b>	<b>Associate in Science-Transfer</b>				1		1
	Filipino						
	Hispanic/Latinx					2	2
	White					1	1
<b>Early Childhood Education (Associate Degree-Transfer CSU or UC)</b>	<b>Total</b>				<b>1</b>	<b>3</b>	<b>4</b>
<b>Early Childhood Education (Certificate)</b>	<b>Certificate of Achievement</b>				6	8	14
	Asian						
	Black/African American				2	1	3
	Filipino				2		2
	Hispanic/Latinx				1	2	3
	Unknown				1		1
	White				1	2	3
<b>Early Childhood Education (Certificate)</b>	<b>Total</b>				<b>13</b>	<b>13</b>	<b>26</b>
<b>Early Childhood Education: Early Intervention Assistant</b>	<b>Certificate of Achievement</b>		1				1
	Hispanic/Latinx						
<b>Early Childhood Education: Early Intervention Assistant</b>	<b>Total</b>		<b>1</b>				<b>1</b>
<b>Early Childhood Education for Transfer, CSUGE</b>	<b>Associate in Science-Transfer</b>	1	6	3	1	-100.0%	11
	Asian						
	Black/African American	1		2		-100.0%	3
	Filipino	4	3	1	2	-100.0%	10
	Hispanic/Latinx	4	10	4	3	-100.0%	21

## Degrees and Certificates Awarded (by Ethnicity) 2015-2016 Through 2019-2020 Skyline College

		Multiraces	2		1	1		-100.0%	4
		Unknown		2					2
		White	4	2	6	2		-100.0%	14
Early Childhood Education for Transfer, CSUGE		<b>Total</b>	<b>16</b>	<b>23</b>	<b>17</b>	<b>9</b>		<b>-100.0%</b>	<b>65</b>
Early Childhood Education for Transfer, IGETC CSU	Associate in Science-Transfer	Asian				1			1
		Filipino	1					-100.0%	1
		Hispanic/Latinx			1				1
Early Childhood Education for Transfer, IGETC CSU		<b>Total</b>	<b>1</b>		<b>1</b>	<b>1</b>		<b>-100.0%</b>	<b>3</b>
Early Childhood Education: Foundations	Career Certificate	Black/African American	1					-100.0%	1
		Filipino				1			1
		Hispanic/Latinx	1	1	1	1		-100.0%	4
		White	1			1		-100.0%	2
Early Childhood Education: Foundations		<b>Total</b>	<b>3</b>	<b>1</b>	<b>1</b>	<b>3</b>		<b>-100.0%</b>	<b>8</b>
Early Childhood Education: Fundamentals	Career Certificate	Asian		1	1				2
		Hispanic/Latinx		2					2
Early Childhood Education: Fundamentals		<b>Total</b>		<b>3</b>	<b>1</b>				<b>4</b>
Early Childhood Education: Special Education	Certificate of Achievement	Hispanic/Latinx	2	1	3	1		-100.0%	7
		Multiraces	1		1			-100.0%	2
		White		1	1				2
Early Childhood Education: Special Education		<b>Total</b>	<b>3</b>	<b>2</b>	<b>5</b>	<b>1</b>		<b>-100.0%</b>	<b>11</b>
Early Childhood Special Education (Certificate)	Certificate of Achievement	Asian					1		1
		Filipino				1			1
		Hispanic/Latinx					1		1
		White				1			1
Early Childhood Special Education (Certificate)		<b>Total</b>				<b>2</b>	<b>2</b>		<b>4</b>
Economics for Transfer-IGETC-GE	Associate in Arts-Transfer	Asian					1		1
Economics for Transfer-IGETC-GE		<b>Total</b>					<b>1</b>		<b>1</b>
Electrical Engineering - AS	Associate in Science	Multiraces				1			1
Electrical Engineering - AS		<b>Total</b>				<b>1</b>			<b>1</b>
Electrical Engineering (Associate Degree)	Associate in Science	Black/African American					1		1
		Filipino				1			1
		Multiraces					1		1
		White				1	1		2
Electrical Engineering (Associate Degree)		<b>Total</b>				<b>2</b>	<b>3</b>		<b>5</b>
Elementary Teacher Ed. - Transfer CSU GE	Associate in Arts-Transfer	White			1				1
Elementary Teacher Ed. - Transfer CSU GE		<b>Total</b>			<b>1</b>				<b>1</b>
Emergency Medical Tech Cert	Certificate Program	Asian		14		5			19
		Black/African American		1					1
		Filipino		5		1			6



## Degrees and Certificates Awarded (by Ethnicity) 2015-2016 Through 2019-2020 Skyline College

		Hispanic/Latinx			12		7					19
		Multiraces			5		3					8
		Unknown					1					1
		White			15		3					18
<b>Emergency Medical Tech Cert</b>		<b>Total</b>			<b>52</b>		<b>20</b>					<b>72</b>
<b>Emergency Medical Technology</b>	<b>Career Certificate</b>	Asian		11	3	16	1			-100.0%		31
		Black/African American		2		1				-100.0%		3
		Filipino		10		6				-100.0%		16
		Hispanic/Latinx		3	6	10	7			-100.0%		26
		Multiraces		5	1	4	2			-100.0%		12
		Pacific Islander		1	1	2	1			-100.0%		5
		Unknown		2	1	2				-100.0%		5
		White		15	9	17	14			-100.0%		55
<b>Emergency Medical Technology</b>		<b>Total</b>		<b>49</b>	<b>21</b>	<b>58</b>	<b>25</b>			<b>-100.0%</b>		<b>153</b>
<b>Emergency Medical Technology (Certificate)</b>	<b>Career Certificate</b>	Asian					6	15				21
		Black/African American					1					1
		Filipino					1	5				6
		Hispanic/Latinx					6	18				24
		Multiraces						6				6
		Pacific Islander					1	1				2
		Unknown					1	4				5
		White					6	14				20
<b>Emergency Medical Technology (Certificate)</b>		<b>Total</b>					<b>22</b>	<b>63</b>				<b>85</b>
<b>English</b>	<b>Associate in Arts</b>	Filipino		2	2	3				-100.0%		7
		Hispanic/Latinx		2	2	2				-100.0%		6
		Multiraces		1	1					-100.0%		2
		White		1	1	1				-100.0%		3
<b>English</b>		<b>Total</b>		<b>6</b>	<b>6</b>	<b>6</b>				<b>-100.0%</b>		<b>18</b>
<b>English (Associate Degree)</b>	<b>Associate in Arts</b>	Filipino					1	1				2
		Multiraces						1				1
		White					1	1				2
<b>English (Associate Degree)</b>		<b>Total</b>					<b>2</b>	<b>3</b>				<b>5</b>
<b>English (Associate Degree-Transfer CSU)</b>	<b>Associate in Arts-Transfer</b>	Filipino					3					3
		Hispanic/Latinx					2					2
		Multiraces					1	1				2
		White					2					2
<b>English (Associate Degree-Transfer CSU)</b>		<b>Total</b>					<b>8</b>	<b>1</b>				<b>9</b>
<b>English (Associate Degree-Transfer CSU or UC)</b>	<b>Associate in Arts-Transfer</b>	Filipino						1				1
		Hispanic/Latinx						2				2
		Multiraces						2				2
<b>English (Associate Degree-Transfer CSU or UC)</b>		<b>Total</b>						<b>5</b>				<b>5</b>
<b>English - Transfer CSU GE</b>	<b>Associate in Arts-Transfer</b>	Asian				2						2
		Filipino			1			1				2
		Hispanic/Latinx				4						4
		Multiraces						1				1
		Unknown						1				1
		White			1	3						4
<b>English - Transfer CSU GE</b>		<b>Total</b>			<b>2</b>	<b>9</b>		<b>3</b>				<b>14</b>

## Degrees and Certificates Awarded (by Ethnicity) 2015-2016 Through 2019-2020 Skyline College

English - Transfer IGETC CSU	Associate in Arts-Transfer	Asian				1				1	
		Filipino			1					1	
		Hispanic/Latinx					2			2	
		Multiraces			1					1	
		White					1			1	
		<b>Total</b>			<b>2</b>				<b>4</b>	<b>6</b>	
English - Transfer IGETC CSU											
Entrepreneurship and Small Business Management (Certificate)	Certificate of Achievement	Pacific Islander							1	1	
		<b>Total</b>							<b>1</b>	<b>1</b>	
Entrepreneurship and Small Business Management (Certificate)	Certificate of Specialization	Multiraces							2	2	
		<b>Total</b>							<b>2</b>	<b>2</b>	
Entrepreneurship (Certificate)											
Entrepreneurship (Certificate)											
Entry Level Computer User Support	Career Certificate	Hispanic/Latinx							1	1	
		<b>Total</b>							<b>1</b>	<b>1</b>	
Entry Level Computer User Support (Certificate)	Career Certificate	Asian							1	1	
		Filipino							1	1	
		Hispanic/Latinx							1	1	
		White							1	1	
		<b>Total</b>								<b>4</b>	<b>4</b>
Esthetician (Certificate)	Certificate of Achievement	Asian							3	9	12
		Black/African American							2	3	5
		Filipino							4	6	10
		Hispanic/Latinx							2	19	21
		Multiraces							2	6	8
		Unknown								3	3
		White							1	6	7
<b>Total</b>								<b>14</b>	<b>52</b>	<b>66</b>	
ESTM: Climate Protection Professional	Career Certificate	Asian							3	3	
		Hispanic/Latinx							1	1	
		Multiraces							1	1	
		White							21	21	
		<b>Total</b>							<b>26</b>	<b>26</b>	
ESTM: Energy Efficiency	Associate in Science	Asian							1	1	
		Hispanic/Latinx			1					-100.0%	1
		White							1		1
		<b>Total</b>			<b>1</b>			<b>2</b>	<b>-100.0%</b>	<b>3</b>	
ESTM: Residential Energy Efficiency	Certificate of Achievement	White							1	-100.0%	1
		<b>Total</b>			<b>1</b>					<b>-100.0%</b>	<b>1</b>
ESTM: Solar Design, Estimation, Finance, and Sales Skills	Career Certificate	Asian							1	-100.0%	1
		Hispanic/Latinx							1		1
		Unknown							1		1
		White							1	-100.0%	1
		<b>Total</b>			<b>2</b>			<b>2</b>	<b>-100.0%</b>	<b>4</b>	
ESTM: Solar Technology and Business	Associate in Science	Asian							1		1
		White							1	-100.0%	1
		<b>Total</b>			<b>1</b>			<b>1</b>	<b>-100.0%</b>	<b>2</b>	

## Degrees and Certificates Awarded (by Ethnicity) 2015-2016 Through 2019-2020 Skyline College

	Certificate of Achievement	Unknown				2			2
		White	1					-100.0%	1
<b>ESTM: Solar Technology and Business</b>	<b>Total</b>	<b>1</b>				<b>2</b>		<b>-100.0%</b>	<b>3</b>
<b>Family and Consumer Sciences</b>	<b>Associate in Science</b>	Hispanic/Latinx		2					2
		White	1					-100.0%	1
<b>Family and Consumer Sciences</b>	<b>Total</b>	<b>1</b>	<b>2</b>					<b>-100.0%</b>	<b>3</b>
<b>Fashion Merchandising</b>	<b>Associate in Science</b>	Black/African American			1				1
		Hispanic/Latinx		2					2
		White					1		1
<b>Fashion Merchandising</b>	<b>Total</b>	<b>2</b>	<b>1</b>			<b>1</b>			<b>4</b>
<b>Fashion Merchandising Cert</b>	<b>Certificate Program</b>	Hispanic/Latinx		1					1
<b>Fashion Merchandising Cert</b>	<b>Total</b>	<b>1</b>							<b>1</b>
<b>Foundations in Early Childhood Education (Certificate)</b>	<b>Career Certificate</b>	Asian				1	1		2
		Filipino				1			1
		Hispanic/Latinx				1			1
<b>Foundations in Early Childhood Education (Certificate)</b>	<b>Total</b>	<b>3</b>				<b>3</b>	<b>1</b>		<b>4</b>
<b>Fundamentals In Early Childhood Education (Certificate)</b>	<b>Career Certificate</b>	Asian				2	2		4
		Hispanic/Latinx				1			1
<b>Fundamentals In Early Childhood Education (Certificate)</b>	<b>Total</b>	<b>3</b>				<b>3</b>	<b>2</b>		<b>5</b>
<b>History (Associate Degree-Transfer CSU)</b>	<b>Associate in Arts-Transfer</b>	Filipino				1	2		3
		Hispanic/Latinx				1	1		2
		Multiraces					1		1
		White				2	2		4
<b>History (Associate Degree-Transfer CSU)</b>	<b>Total</b>	<b>4</b>				<b>4</b>	<b>6</b>		<b>10</b>
<b>History (Associate Degree-Transfer CSU or UC)</b>	<b>Associate in Arts-Transfer</b>	Filipino					2		2
		Hispanic/Latinx					2		2
		White				1	1		2
<b>History (Associate Degree-Transfer CSU or UC)</b>	<b>Total</b>	<b>1</b>				<b>1</b>	<b>5</b>		<b>6</b>
<b>History - Transfer CSU GE</b>	<b>Associate in Arts-Transfer</b>	Asian	1					-100.0%	1
		Filipino	1	1		1		-100.0%	3
		Hispanic/Latinx	1	3	1	1		-100.0%	6
		Multiraces	1					-100.0%	1
		White	1	3	1			-100.0%	5
<b>History - Transfer CSU GE</b>	<b>Total</b>	<b>5</b>	<b>7</b>	<b>2</b>	<b>2</b>			<b>-100.0%</b>	<b>16</b>
<b>History - Transfer IGETC CSU</b>	<b>Associate in Arts-Transfer</b>	Filipino		1	1				2
		Hispanic/Latinx	1					-100.0%	1
		White			1				1
<b>History - Transfer IGETC CSU</b>	<b>Total</b>	<b>1</b>	<b>1</b>	<b>2</b>				<b>-100.0%</b>	<b>4</b>
<b>Hospitality: Guest Service Entry-Level Professional</b>	<b>Career Certificate</b>	Hispanic/Latinx		1	2	9			12
<b>Hospitality: Guest Service Entry-Level Professional</b>	<b>Total</b>	<b>1</b>	<b>2</b>	<b>9</b>					<b>12</b>
<b>Individual Tax Preparer (Certificate)</b>	<b>Career Certificate</b>	Asian					1		1
		Hispanic/Latinx					1		1
		White				1			1

## Degrees and Certificates Awarded (by Ethnicity) 2015-2016 Through 2019-2020 Skyline College

Individual Tax Preparer (Certificate)	<b>Total</b>				<b>1</b>	<b>2</b>	<b>3</b>		
	Interdisciplinary Studies: Arts and Humanities (Associate Degree)	Associate in Arts	Asian		2	1	3		
			Filipino		12	13	25		
			Hispanic/Latinx		13	14	27		
			Multiraces		1	5	6		
			Unknown		1	2	3		
			White		6	6	12		
			<b>Total</b>				<b>35</b>	<b>41</b>	<b>76</b>
Interdisciplinary Studies: Arts and Humanities (Associate Degree)	Associate in Arts	Asian	1			-100.0%	1		
		Hispanic/Latinx	1				-100.0%	1	
Interdisciplinary Studies: Arts and Humanities CSU GE Pattern	<b>Total</b>				<b>2</b>		<b>-100.0%</b>	<b>2</b>	
Interdisciplinary Studies: Arts and Humanities CSU IGETC Pattern	Associate in Arts	Filipino		1			1		
		Hispanic/Latinx		1			1		
Interdisciplinary Studies: Arts and Humanities CSU IGETC Pattern	<b>Total</b>				<b>2</b>		<b>2</b>		
Interdisciplinary Studies: Arts and Humanities Skyline Pattern	Associate in Arts	Asian	8	3	3	1	-100.0%	15	
		Black/African American	2	2	2	1	-100.0%	7	
		Filipino	4	11	10	7	-100.0%	32	
		Hispanic/Latinx	15	18	15	4	-100.0%	52	
		Multiraces	2		3	1	-100.0%	6	
		Unknown	1	2			-100.0%	3	
		White	8	9	5	2	-100.0%	24	
		<b>Total</b>				<b>40</b>	<b>45</b>	<b>38</b>	<b>16</b>
Interdisciplinary Studies: Arts and Humanities UC IGETC Pattern	Associate in Arts	Multiraces			1			1	
Interdisciplinary Studies: Arts and Humanities UC IGETC Pattern	<b>Total</b>				<b>1</b>			<b>1</b>	
Interdisciplinary Studies: Health and Physical Education (Associate Degree)	Associate in Arts	Black/African American				1		1	
		Filipino				1		1	
		Hispanic/Latinx				2	5	7	
		Multiraces					1	1	
		Unknown				1		1	
		White				2	3	5	
Interdisciplinary Studies: Health and Physical Education (Associate Degree)	<b>Total</b>				<b>6</b>	<b>10</b>		<b>16</b>	
Interdisciplinary Studies: Health & Physical Education, AA Degree Skyline	Associate in Arts	Asian	1					1	

## Degrees and Certificates Awarded (by Ethnicity) 2015-2016 Through 2019-2020 Skyline College

		Black/African American		1					1
		Filipino		1	1				2
		Hispanic/Latinx	4	4	6	1		-100.0%	15
		Multiraces	1	5		3		-100.0%	9
		Unknown		1					1
		White	4	12	3	2		-100.0%	21
<b>Interdisciplinary Studies: Health &amp; Physical Education. AA Degree Skyline</b>		<b>Total</b>	<b>9</b>	<b>25</b>	<b>10</b>	<b>6</b>		<b>-100.0%</b>	<b>50</b>
<b>Interdisciplinary Studies: Letters and Science (Associate Degree)</b>	<b>Associate in Arts</b>	Asian				9	14		23
		Black/African American				3	2		5
		Filipino				14	26		40
		Hispanic/Latinx				28	31		59
		Multiraces				4	10		14
		Unknown				1	4		5
		White				10	10		20
		<b>Total</b>				<b>69</b>	<b>97</b>		<b>166</b>
<b>Interdisciplinary Studies: Letters and Science (Associate Degree)</b>		<b>Total</b>				<b>69</b>	<b>97</b>		<b>166</b>
<b>Interdisciplinary Studies: Letters &amp; Science CSU GE Pattern</b>	<b>Associate in Arts</b>	Asian				1			1
		Hispanic/Latinx	1				1	0.0%	2
		<b>Total</b>	<b>1</b>			<b>1</b>	<b>1</b>	<b>0.0%</b>	<b>3</b>
<b>Interdisciplinary Studies: Letters &amp; Science CSU GE Pattern</b>		<b>Total</b>	<b>1</b>			<b>1</b>	<b>1</b>	<b>0.0%</b>	<b>3</b>
<b>Interdisciplinary Studies: Letters &amp; Science CSU IGETC Pattern</b>	<b>Associate in Arts</b>	Asian			1				1
		Filipino			2				2
		Hispanic/Latinx			1				1
		<b>Total</b>			<b>4</b>				<b>4</b>
<b>Interdisciplinary Studies: Letters &amp; Science CSU IGETC Pattern</b>		<b>Total</b>			<b>4</b>				<b>4</b>
<b>Interdisciplinary Studies: Letters &amp; Science Skyline Pattern</b>	<b>Associate in Arts</b>	American Indian/Alaskan Native	1					-100.0%	1
		Asian	23	15	11	8		-100.0%	57
		Black/African American	1	2	1	1		-100.0%	5
		Filipino	18	30	10	8		-100.0%	66
		Hispanic/Latinx	34	27	19	7		-100.0%	87
		Multiraces	3	4	9	1		-100.0%	17
		Pacific Islander		1					1
		Unknown	3	4	2			-100.0%	9
		White	16	13	12	2		-100.0%	43
		<b>Total</b>	<b>99</b>	<b>96</b>	<b>64</b>	<b>27</b>		<b>-100.0%</b>	<b>286</b>
<b>Interdisciplinary Studies: Letters &amp; Science Skyline Pattern</b>		<b>Total</b>	<b>99</b>	<b>96</b>	<b>64</b>	<b>27</b>		<b>-100.0%</b>	<b>286</b>
<b>Interdisciplinary Studies: Organiz Structures Skyline Pattern</b>	<b>Associate in Arts</b>	Asian	1	3	1	2		-100.0%	7
		Black/African American				1			1

## Degrees and Certificates Awarded (by Ethnicity) 2015-2016 Through 2019-2020 Skyline College

		Filipino	1	5	1	1		-100.0%	8
		Hispanic/Latinx			1		1		2
		Multiraces		1	1		1		3
		Unknown	1	1			1	0.0%	3
		White	2	1	1	1		-100.0%	5
<b>Interdisciplinary Studies: Organiz Structures Skyline Pattern</b>		<b>Total</b>	<b>5</b>	<b>11</b>	<b>5</b>	<b>5</b>	<b>3</b>	<b>-40.0%</b>	<b>29</b>
<b>Interdisciplinary Studies: Social and Behavioral Sciences (Associate Degree)</b>	<b>Associate in Arts</b>	Asian				3	7		10
		Black/African American					2		2
		Filipino				10	21		31
		Hispanic/Latinx				21	20		41
		Multiraces				4	5		9
		Unknown				2	1		3
		White				8	8		16
<b>Interdisciplinary Studies: Social and Behavioral Sciences (Associate Degree)</b>		<b>Total</b>				<b>48</b>	<b>64</b>		<b>112</b>
<b>Interdisciplinary Studies: Social and Natural Sciences (Associate Degree)</b>	<b>Associate in Arts</b>	Asian				8	8		16
		Black/African American				1	1		2
		Filipino				10	24		34
		Hispanic/Latinx				16	10		26
		Multiraces				4	2		6
		Unknown				2	1		3
		White				6	7		13
<b>Interdisciplinary Studies: Social and Natural Sciences (Associate Degree)</b>		<b>Total</b>				<b>47</b>	<b>53</b>		<b>100</b>
<b>Interdisciplinary Studies: Social &amp; Behav Sci CSU GE Pattern</b>	<b>Associate in Arts</b>	Filipino			2				2
		Hispanic/Latinx				1			1
<b>Interdisciplinary Studies: Social &amp; Behav Sci CSU GE Pattern</b>		<b>Total</b>			<b>2</b>	<b>1</b>			<b>3</b>
<b>Interdisciplinary Studies: Social &amp; Behav Sci CSU IGETC Pattern</b>	<b>Associate in Arts</b>	Filipino			3				3
		Hispanic/Latinx				1			1
		Unknown					1		1
<b>Interdisciplinary Studies: Social &amp; Behav Sci CSU IGETC Pattern</b>		<b>Total</b>			<b>3</b>	<b>1</b>	<b>1</b>		<b>5</b>
<b>Interdisciplinary Studies: Social &amp; Behav Sci Skyline Pattern</b>	<b>Associate in Arts</b>	American Indian/Alaskan Native		1					1

## Degrees and Certificates Awarded (by Ethnicity) 2015-2016 Through 2019-2020 Skyline College

	Asian	12	8	6	3	-100.0%	29
	Black/African American		3	1			4
	Filipino	12	16	14	7	-100.0%	49
	Hispanic/Latinx	15	22	22	7	-100.0%	66
	Multiraces	2	1	3	3	-100.0%	9
	Pacific Islander	1	1	1		-100.0%	3
	Unknown		4	1			5
	White	11	10	10	1	-100.0%	32
<b>Interdisciplinary Studies: Social &amp; Behav Sci Skyline Pattern</b>	<b>Total</b>	<b>53</b>	<b>66</b>	<b>58</b>	<b>21</b>	<b>-100.0%</b>	<b>198</b>
<b>Interdisciplinary Studies: Social &amp; Behav Sci UC IGETC Pattern</b>	<b>Associate in Arts</b>			1			1
<b>Interdisciplinary Studies: Social &amp; Behav Sci UC IGETC Pattern</b>	<b>Total</b>			<b>1</b>			<b>1</b>
<b>Interdisciplinary Studies: Social &amp; Nat Sci CSU GE Pattern</b>	<b>Associate in Arts</b>				1		1
	Filipino			1			1
	Hispanic/Latinx	1				-100.0%	1
<b>Interdisciplinary Studies: Social &amp; Nat Sci CSU GE Pattern</b>	<b>Total</b>	<b>1</b>		<b>1</b>	<b>1</b>	<b>-100.0%</b>	<b>3</b>
<b>Interdisciplinary Studies: Social &amp; Nat Sci CSU IGETC Pattern</b>	<b>Associate in Arts</b>			1			1
	Hispanic/Latinx			3			3
	Multiraces			1			1
	White			1			1
<b>Interdisciplinary Studies: Social &amp; Nat Sci CSU IGETC Pattern</b>	<b>Total</b>			<b>6</b>			<b>6</b>
<b>Interdisciplinary Studies: Social &amp; Nat Sci Skyline Pattern</b>	<b>Associate in Arts</b>	16	13	10	7	-100.0%	46
	Black/African American	1			1	-100.0%	2
	Filipino	12	18	13	9	-100.0%	52
	Hispanic/Latinx	16	24	13	6	-100.0%	59
	Multiraces	5	7	6	3	-100.0%	21
	Pacific Islander		1				1
	Unknown	1	3			-100.0%	4
	White	8	4	11	3	-100.0%	26
<b>Interdisciplinary Studies: Social &amp; Nat Sci Skyline Pattern</b>	<b>Total</b>	<b>59</b>	<b>70</b>	<b>53</b>	<b>29</b>	<b>-100.0%</b>	<b>211</b>
<b>Interdisciplinary Studies: Social &amp; Nat Sci UC IGETC Pattern</b>	<b>Associate in Arts</b>				2		2
<b>Interdisciplinary Studies: Social &amp; Nat Sci UC IGETC Pattern</b>	<b>Total</b>				<b>2</b>		<b>2</b>
<b>Journalism</b>	<b>Associate in Arts</b>	1				-100.0%	1
	White			1			1
<b>Journalism</b>	<b>Total</b>	<b>1</b>		<b>1</b>		<b>-100.0%</b>	<b>2</b>
	<b>Certificate of Achievement</b>			1			1
	White			1			1
<b>Journalism</b>	<b>Total</b>			<b>2</b>			<b>2</b>
<b>Journalism (Associate Degree)</b>	<b>Associate in Arts</b>				1		1
<b>Journalism (Associate Degree)</b>	<b>Total</b>				<b>1</b>		<b>1</b>
<b>Journalism (Associate Degree-Transfer CSU)</b>	<b>Associate in Arts-Transfer</b>				1	1	2

## Degrees and Certificates Awarded (by Ethnicity) 2015-2016 Through 2019-2020 Skyline College

Journalism (Associate Degree-Transfer CSU)	<b>Total</b>						1	1	2			
	Associate in Arts-Transfer	Filipino					1		1			
Journalism (Associate Degree-Transfer CSU or UC)	<b>Total</b>						1		1			
Journalism (Associate Degree-Transfer CSU or UC)	Associate in Arts-Transfer	Hispanic/Latinx				1			1			
		Multiraces			1				1			
Journalism - Transfer CSUGE	<b>Total</b>						1	1	2			
Journalism - Transfer CSUGE	Associate in Arts-Transfer	Asian				1			1			
		Filipino			1	1			2			
		White			1				1			
Journalism - Transfer IGETC CSU	<b>Total</b>						2	2	4			
Journalism - Transfer IGETC CSU	Associate in Arts-Transfer	Asian						4	4			
		Black/African American						1	1			
		Filipino					3	12	15			
		Hispanic/Latinx					2	4	6			
		Multiraces					1	2	3			
		Pacific Islander						1	1			
		Unknown						1	1			
		White					4	2	6			
Kinesiology (Associate Degree-Transfer CSU)	<b>Total</b>						10	27	37			
Kinesiology (Associate Degree-Transfer CSU or UC)	Associate in Arts-Transfer	Asian				2	2		4			
		Filipino				3	2		5			
		Hispanic/Latinx				1	1		2			
		Multiraces				1	1		2			
		White						2	2			
Kinesiology (Associate Degree-Transfer CSU or UC)	<b>Total</b>						7	8	15			
Kinesiology for Transfer, CSU-GE	Associate in Arts-Transfer	Asian	3	3	4			-100.0%	10			
		Black/African American		1					1			
		Filipino	9	7	6	3		-100.0%	25			
		Hispanic/Latinx	3	6	2	2		-100.0%	13			
		Multiraces	1	4	1	1		-100.0%	7			
		Pacific Islander			1				1			
		Unknown		1	1	1			3			
		White	1	3	1			-100.0%	5			
Kinesiology for Transfer, CSU-GE	<b>Total</b>						17	25	16	7	-100.0%	65
Kinesiology for Transfer, IGETC-CSU	Associate in Arts-Transfer	Asian		1	2				3			
		Filipino	2	1	3			-100.0%	6			
		Hispanic/Latinx		3	1				4			
		Multiraces				3			3			



## Degrees and Certificates Awarded (by Ethnicity) 2015-2016 Through 2019-2020 Skyline College

Kinesiology for Transfer, IGETC-CSU	<b>Total</b>		<b>2</b>	<b>5</b>	<b>9</b>		<b>-100.0%</b>	<b>16</b>
Liberal Arts (Ended Spring 2008)	Associate in Arts	Filipino	1				-100.0%	1
		Hispanic/Latinx	1	1			-100.0%	2
		Multiraces		1		1		2
Liberal Arts (Ended Spring 2008)	<b>Total</b>		<b>2</b>	<b>2</b>		<b>1</b>	<b>-50.0%</b>	<b>5</b>
Massage Therapy	Certificate of Achievement	Asian	3		3		-100.0%	6
		Black/African American	1				-100.0%	1
		Filipino	2		1		-100.0%	3
		Hispanic/Latinx	5				-100.0%	5
		Multiraces	2				-100.0%	2
		White	1		3	1	-100.0%	5
Massage Therapy	<b>Total</b>		<b>14</b>	<b>7</b>	<b>1</b>	<b>-100.0%</b>	<b>22</b>	
Massage Therapy (Certificate)	Certificate of Achievement	Asian				3	2	5
		Filipino					4	4
		Hispanic/Latinx			2	1		3
		White			4	3		7
Massage Therapy (Certificate)	<b>Total</b>				<b>9</b>	<b>10</b>	<b>19</b>	
Mathematics	Associate in Arts	Asian	2	1	2	1	-100.0%	6
		Hispanic/Latinx	3				-100.0%	3
		Multiraces	1	1		1	-100.0%	3
		White	1	1			-100.0%	2
Mathematics	<b>Total</b>		<b>7</b>	<b>3</b>	<b>2</b>	<b>2</b>	<b>-100.0%</b>	<b>14</b>
Mathematics (Associate Degree)	Associate in Arts	Asian				1		1
		Black/African American					1	1
		Filipino				2	2	4
		Hispanic/Latinx				1	1	2
Mathematics (Associate Degree)	<b>Total</b>				<b>4</b>	<b>4</b>	<b>8</b>	
Mathematics (Associate Degree-Transfer CSU)	Associate in Science-Transfer	Asian				1	2	3
		Filipino				1	4	5
		Hispanic/Latinx					1	1
		Unknown					1	1
		White				2		2
Mathematics (Associate Degree-Transfer CSU)	<b>Total</b>				<b>4</b>	<b>8</b>	<b>12</b>	
Mathematics (Associate Degree-Transfer CSU or UC)	Associate in Science-Transfer	Asian				5	12	17
		Filipino				5	2	7
		Hispanic/Latinx				1	6	7
		Multiraces					2	2
		Unknown					1	1
		White				1	5	6
Mathematics (Associate Degree-Transfer CSU or UC)	<b>Total</b>				<b>12</b>	<b>28</b>	<b>40</b>	
Mathematics for Transfer, CSU-GE	Associate in Science-Transfer	Asian	2	4	1		-100.0%	7
		Hispanic/Latinx		1	1	1		3
		Multiraces	1		1		-100.0%	2
		White	2			1	-100.0%	3
Mathematics for Transfer, CSU-GE	<b>Total</b>		<b>5</b>	<b>5</b>	<b>3</b>	<b>2</b>	<b>-100.0%</b>	<b>15</b>
Mathematics for Transfer, IGETC CSU	Associate in Science-Transfer	Asian	4	6	6	2	-100.0%	18

## Degrees and Certificates Awarded (by Ethnicity) 2015-2016 Through 2019-2020 Skyline College

		Black/African American		1					1
		Filipino		2	2	1			5
		Hispanic/Latinx	3	1	2			-100.0%	6
		Pacific Islander			1				1
		White	5	2	1			-100.0%	8
<b>Mathematics for Transfer, IGETC CSU</b>		<b>Total</b>	<b>12</b>	<b>12</b>	<b>12</b>	<b>3</b>		<b>-100.0%</b>	<b>39</b>
<b>MEDA: Administrative Medical Assisting</b>	<b>Associate in Science</b>	Filipino			2	2			4
		Hispanic/Latinx		1		1			2
<b>MEDA: Administrative Medical Assisting</b>		<b>Total</b>		<b>1</b>	<b>2</b>	<b>3</b>			<b>6</b>
<b>MEDA: Administrative Medical Assisting Cert</b>	<b>Certificate of Achievement</b>	Asian					2		2
		Filipino		1	3	1			5
		Hispanic/Latinx		3		1			4
		Multiraces			1				1
		Pacific Islander				1			1
		White				1			1
<b>MEDA: Administrative Medical Assisting Cert</b>		<b>Total</b>		<b>4</b>	<b>4</b>	<b>4</b>	<b>2</b>		<b>14</b>
<b>MEDA: Medical Coding Certificate</b>	<b>Certificate of Achievement</b>	Asian			1				1
		Filipino		2	3				5
		Hispanic/Latinx		1	1	1			3
		Multiraces			1				1
		Pacific Islander				1			1
		White			1				1
<b>MEDA: Medical Coding Certificate</b>		<b>Total</b>		<b>3</b>	<b>7</b>	<b>2</b>			<b>12</b>
<b>MEDA: Medical Insurance Billing Cert</b>	<b>Certificate of Achievement</b>	Asian			1				1
		Filipino		1	3				4
		Hispanic/Latinx		1		1			2
		Multiraces			1				1
		Pacific Islander				1			1
		White			1				1
<b>MEDA: Medical Insurance Billing Cert</b>		<b>Total</b>		<b>2</b>	<b>6</b>	<b>2</b>			<b>10</b>
<b>Medical Transcriptionist Cert</b>	<b>Certificate Program</b>	White	1					-100.0%	1
<b>Medical Transcriptionist Cert</b>		<b>Total</b>	<b>1</b>					<b>-100.0%</b>	<b>1</b>
<b>Music</b>	<b>Associate in Arts</b>	Asian		1					1
		Filipino		1					1
		Hispanic/Latinx	3					-100.0%	3
		Unknown	1					-100.0%	1
		White	1	1				-100.0%	2
<b>Music</b>		<b>Total</b>	<b>5</b>	<b>3</b>				<b>-100.0%</b>	<b>8</b>
<b>Music (Associate Degree)</b>	<b>Associate in Arts</b>	Filipino					1		1
		White					1		1
<b>Music (Associate Degree)</b>		<b>Total</b>					<b>2</b>		<b>2</b>

## Degrees and Certificates Awarded (by Ethnicity) 2015-2016 Through 2019-2020 Skyline College

Music (Associate Degree-Transfer CSU)	Associate in Arts-Transfer	Asian					1		1		
	<b>Total</b>						<b>1</b>		<b>1</b>		
Music (Associate Degree-Transfer CSU)	<b>Total</b>						<b>1</b>		<b>1</b>		
	Associate in Arts-Transfer	Hispanic/Latinx					1		1		
Music (Associate Degree-Transfer CSU or UC)	<b>Total</b>						<b>1</b>		<b>1</b>		
	Associate in Arts-Transfer	Hispanic/Latinx					1		1		
Music - Transfer CSUGE	<b>Total</b>						<b>1</b>		<b>1</b>		
	Associate in Arts-Transfer	Hispanic/Latinx					1		-100.0%		
Music - Transfer CSUGE	<b>Total</b>						<b>1</b>		<b>-100.0%</b>		
	Associate in Arts-Transfer	Hispanic/Latinx					1		-100.0%		
Natural Science	Associate in Science	Asian	8	4	6	4			-100.0%	22	
		Black/African American				1					1
		Filipino	5	4	2					-100.0%	11
		Hispanic/Latinx	10	3	4					-100.0%	17
		Multiraces	1		1					-100.0%	2
		Pacific Islander	1							-100.0%	1
		Unknown			1						1
		White	3		6					-100.0%	9
		<b>Total</b>			<b>28</b>	<b>12</b>	<b>20</b>	<b>4</b>			<b>-100.0%</b>
Natural Science (Associate Degree)	Associate in Science	Asian				7	3			10	
		Filipino				1	1			2	
		Hispanic/Latinx				2	5			7	
		Multiraces					2			2	
		Unknown					1			1	
		White				3	4			7	
		<b>Total</b>					<b>14</b>	<b>15</b>			<b>29</b>
Network Engineering (Associate Degree)	Associate in Science	Asian					2			2	
		Filipino				1				1	
		Hispanic/Latinx					1			1	
		Multiraces					1			1	
		Unknown					1			1	
		White				1				1	
		<b>Total</b>					<b>3</b>	<b>4</b>			<b>7</b>
Network Engineering Cert	Certificate Program	Asian	1	1					-100.0%	2	
		Filipino			1					1	
		Unknown				1				1	
		White	1							-100.0%	1
		<b>Total</b>		<b>2</b>	<b>1</b>	<b>1</b>	<b>1</b>			<b>-100.0%</b>	<b>5</b>
Network Engineering (Certificate)	Certificate Program	Asian					2			2	
		Hispanic/Latinx					1			1	
		<b>Total</b>					<b>3</b>			<b>3</b>	
NETX: Advanced Computer User Support	Skill Certificate	Asian					1			1	
		White				1				1	
		<b>Total</b>					<b>1</b>	<b>1</b>		<b>2</b>	
NETX: Entry Level Computer User Support	Career Certificate	Black/African American			1					1	
		Filipino				1				1	
		<b>Total</b>				<b>1</b>	<b>1</b>			<b>2</b>	

## Degrees and Certificates Awarded (by Ethnicity) 2015-2016 Through 2019-2020 Skyline College

NETX: Network Engineering	Associate in Science	Asian			3					3	
		Filipino		1						1	
		Hispanic/Latinx			1					1	
		<b>Total</b>		<b>1</b>	<b>4</b>					<b>5</b>	
NETX: Network Engineering	Certificate Program	Asian			2	1				3	
NETX: Network Engineering Cert		Black/African American			1					1	
		White			1					1	
		<b>Total</b>			<b>4</b>	<b>1</b>				<b>5</b>	
NETX: Network Engineering Cert	Career Certificate	Asian		3	3	1				7	
NETX: PC Configuration and Repair Cert		Filipino				2				2	
		Hispanic/Latinx		1						1	
		Unknown				1				1	
		<b>Total</b>		<b>4</b>	<b>4</b>	<b>3</b>				<b>11</b>	
NETX: PC Configuration and Repair Cert	Career Certificate	Asian		1	2					3	
NETX: Wiring and Installation Cert		Black/African American			1					1	
		Multiraces			1					1	
		<b>Total</b>		<b>1</b>	<b>4</b>					<b>5</b>	
NETX: Wiring and Installation Cert	Career Certificate	Asian		1	1					2	
NEXT: Basic Networking Cert		Unknown			1					1	
		<b>Total</b>		<b>1</b>	<b>2</b>					<b>3</b>	
NEXT: Basic Networking Cert	Certificate of Achievement	Filipino						1		1	
Office Assistant (Certificate)		<b>Total</b>							<b>1</b>	<b>1</b>	
Office Assistant (Certificate)	Associate in Arts	Filipino	1	1					-100.0%	2	
Paralegal, Legal Assistant		Hispanic/Latinx	2	2	1				-100.0%	5	
		Multiraces		1	2					3	
		Unknown		1		1				2	
		White	2	2	1	1			-100.0%	6	
		<b>Total</b>	<b>5</b>	<b>7</b>	<b>4</b>	<b>2</b>			<b>-100.0%</b>	<b>18</b>	
Paralegal, Legal Assistant (Associate Degree)	Associate in Arts	Asian					1			1	
		Black/African American					1			1	
		Hispanic/Latinx						2		2	
		<b>Total</b>					<b>1</b>	<b>3</b>		<b>4</b>	
Paralegal, Legal Assistant (Certificate)	Certificate of Achievement	Asian				2	3			5	
		Hispanic/Latinx					1	2		3	
		White					1	1		2	
		<b>Total</b>				<b>4</b>	<b>6</b>			<b>10</b>	
Paralegal, Legal Asst Cert	Certificate Program	Asian		1						1	
Paralegal, Legal Asst Cert		<b>Total</b>		<b>1</b>						<b>1</b>	
Paralegal/Legal Asstistant	Certificate of Achievement	Filipino		1	2					3	
		Hispanic/Latinx		4	6	1				11	
		Multiraces			1					1	
		Unknown			2					2	
		White	3	2	2					-100.0%	7
		<b>Total</b>	<b>3</b>	<b>7</b>	<b>13</b>	<b>1</b>			<b>-100.0%</b>	<b>24</b>	
Philosophy (Associate Degree-Transfer CSU)	Associate in Arts-Transfer	White					1			1	
Philosophy (Associate Degree-Transfer CSU)		<b>Total</b>					<b>1</b>			<b>1</b>	
Physical Education	Associate in Arts	Filipino	2	1						-100.0%	3

## Degrees and Certificates Awarded (by Ethnicity) 2015-2016 Through 2019-2020 Skyline College

		Hispanic/Latinx				1					1	
Physical Education		<b>Total</b>				<b>2</b>	<b>1</b>	<b>1</b>			<b>-100.0%</b>	<b>4</b>
Physical Education (Associate Degree)	Associate in Arts	Asian						1				1
Physical Education (Associate Degree)		<b>Total</b>						<b>1</b>				<b>1</b>
Physics (Associate Degree-Transfer CSU)	Associate in Science-Transfer	Asian						1				1
		Filipino							2			2
		Hispanic/Latinx							1			1
		Unknown							1			1
Physics (Associate Degree-Transfer CSU)		<b>Total</b>						<b>1</b>	<b>4</b>			<b>5</b>
Physics (Associate Degree-Transfer CSU or UC)	Associate in Science-Transfer	Asian						6	6			12
		Filipino						3	2			5
		Hispanic/Latinx						1	4			5
		Multiraces							3			3
		White						1	5			6
Physics (Associate Degree-Transfer CSU or UC)		<b>Total</b>						<b>11</b>	<b>20</b>			<b>31</b>
Physics: Physics for Transfer, CSUGE	Associate in Science-Transfer	Asian					2					2
		Hispanic/Latinx						1	1			2
		White				3					<b>-100.0%</b>	3
Physics: Physics for Transfer, CSUGE		<b>Total</b>				<b>3</b>	<b>2</b>	<b>1</b>	<b>1</b>		<b>-100.0%</b>	<b>7</b>
Physics: Physics for Transfer, IGETC CSU	Associate in Science-Transfer	Asian				2	4	3	2		<b>-100.0%</b>	11
		Filipino				1	2	2			<b>-100.0%</b>	5
		Hispanic/Latinx						2				2
		White				1	1				<b>-100.0%</b>	2
Physics: Physics for Transfer, IGETC CSU		<b>Total</b>				<b>4</b>	<b>7</b>	<b>7</b>	<b>2</b>		<b>-100.0%</b>	<b>20</b>
Political Science AAT - CSU GE	Associate in Arts-Transfer	Hispanic/Latinx							1			1
Political Science AAT - CSU GE		<b>Total</b>							<b>1</b>			<b>1</b>
Political Science (Associate Degree-Transfer CSU)	Associate in Arts-Transfer	Filipino								2		2
		White							1	1		2
Political Science (Associate Degree-Transfer CSU)		<b>Total</b>							<b>1</b>	<b>3</b>		<b>4</b>
Political Science (Associate Degree-Transfer UC)	Associate in Arts-Transfer	Filipino								1		1
		Hispanic/Latinx							3	1		4
		Multiraces								2		2
Political Science (Associate Degree-Transfer UC)		<b>Total</b>							<b>3</b>	<b>4</b>		<b>7</b>
Psychology	Associate in Arts	Asian				1					<b>-100.0%</b>	1
		Filipino				2	3	2			<b>-100.0%</b>	7
		Hispanic/Latinx				1	4	1	1		<b>-100.0%</b>	7
		Multiraces					1					1
		White						3	2			5
Psychology		<b>Total</b>				<b>4</b>	<b>8</b>	<b>6</b>	<b>3</b>		<b>-100.0%</b>	<b>21</b>
Psychology (Associate Degree)	Associate in Arts	Asian								1		1
		Filipino							4	1		5
		Hispanic/Latinx							2	1		3

## Degrees and Certificates Awarded (by Ethnicity) 2015-2016 Through 2019-2020 Skyline College

	Unknown						1					1
	White						1	1				2
<b>Psychology (Associate Degree)</b>	<b>Total</b>						<b>8</b>	<b>4</b>				<b>12</b>
<b>Psychology (Associate Degree-Transfer CSU)</b>	<b>Associate in Arts-Transfer</b>	Asian					1	4				5
		Black/African American						2				2
		Filipino					10	6				16
		Hispanic/Latinx					12	33				45
		Multiraces					8	6				14
		Pacific Islander						1				1
		White					6	10				16
	<b>Total</b>						<b>37</b>	<b>62</b>				<b>99</b>
<b>Psychology (Associate Degree-Transfer CSU or UC)</b>	<b>Associate in Arts-Transfer</b>	Asian					2	7				9
		Black/African American						1				1
		Filipino					7	6				13
		Hispanic/Latinx					8	19				27
		Multiraces						3				3
		Pacific Islander						1				1
		White					3	3				6
	<b>Total</b>						<b>20</b>	<b>40</b>				<b>60</b>
<b>Psychology (Associate Degree-Transfer CSU or UC)</b>	<b>Associate in Arts-Transfer</b>	Asian	6	5	2	3						16
		Black/African American	2	1		1						4
		Filipino	6	8	18	9						41
		Hispanic/Latinx	13	18	20	9						60
		Multiraces	1	7	3	2						13
		Pacific Islander		1								1
		Unknown			1	1						2
		White	4	4	5	3						16
	<b>Total</b>		<b>32</b>	<b>44</b>	<b>49</b>	<b>28</b>						<b>153</b>
<b>Psychology for Transfer, CSU-GE</b>	<b>Associate in Arts-Transfer</b>	Asian	3	5	9	1						18
		Black/African American	1									1
		Filipino	7	7	9	2						25
		Hispanic/Latinx	7	7	4	6						24
		Multiraces	3	1	4	2						10
		Pacific Islander		1								1
		White		4	3							7
	<b>Total</b>		<b>21</b>	<b>25</b>	<b>29</b>	<b>11</b>						<b>86</b>
<b>Psychology for Transfer, IGETC CSU</b>	<b>Associate in Science-Transfer</b>	Filipino						2				2
	<b>Total</b>							<b>2</b>				<b>2</b>

## Degrees and Certificates Awarded (by Ethnicity) 2015-2016 Through 2019-2020 Skyline College

Respiratory Care	Associate in Science	Asian	3	6	5			-100.0%	14	
		Black/African American	1	1					-100.0%	2
		Filipino	10	7	3	1			-100.0%	21
		Hispanic/Latinx	4	3	4				-100.0%	11
		Multiraces		1						1
		Pacific Islander				1				1
		Unknown	1	1					-100.0%	2
		White	1	1	5				-100.0%	7
<b>Total</b>			<b>20</b>	<b>20</b>	<b>18</b>	<b>1</b>		<b>-100.0%</b>	<b>59</b>	
Respiratory Care	Associate in Science	Asian				4	4		8	
Respiratory Care (Associate Degree)	Associate in Science	Black/African American				1	1		2	
		Filipino				9	5		14	
		Hispanic/Latinx				7	2		9	
		Multiraces				2	2		4	
		White				3	4		7	
		<b>Total</b>					<b>26</b>	<b>18</b>		<b>44</b>
		Respiratory Care (Associate Degree)	Bachelor of Science	Asian				1		
Respiratory Care (Bachelor Degree CSU)	Bachelor of Science	Filipino				1			1	
		Hispanic/Latinx				1			1	
		Unknown				1			1	
		White				2			2	
		<b>Total</b>					<b>6</b>			<b>6</b>
Respiratory Care (Bachelor Degree CSU)	Bachelor of Science	American Indian/Alaskan Native				1			1	
Respiratory Care Bachelor of Science	Bachelor of Science	Black/African American				1			1	
		Filipino				5			5	
		Hispanic/Latinx				2			2	
		Multiraces				2			2	
		Pacific Islander				1			1	
		White				6			6	
		<b>Total</b>					<b>18</b>			<b>18</b>
Respiratory Care Bachelor of Science	Associate in Arts-Transfer	Asian				1	1		2	
Sociology (Associate Degree-Transfer CSU)	Associate in Arts-Transfer	Hispanic/Latinx					4		4	
		Unknown					1		1	
		White					2		2	
		<b>Total</b>					<b>1</b>	<b>8</b>		<b>9</b>
Sociology (Associate Degree-Transfer CSU)	Associate in Arts-Transfer	Asian				1	1		2	
Sociology (Associate Degree-Transfer CSU or UC)	Associate in Arts-Transfer	Filipino				1			1	
		Hispanic/Latinx				3	5		8	
		White					1		1	
		<b>Total</b>					<b>5</b>	<b>7</b>		<b>12</b>
Sociology (Associate Degree-Transfer CSU or UC)	Associate in Arts-Transfer	White				1			1	
Sociology:CSU Transfer	Associate in Arts-Transfer	White				1			1	

## Degrees and Certificates Awarded (by Ethnicity) 2015-2016 Through 2019-2020 Skyline College

Sociology:CSU Transfer	<b>Total</b>							<b>1</b>				<b>1</b>		
Solar Energy Technology	Certificate of Specialization	Asian	1									-100.0%	1	
		Hispanic/Latinx				1								1
		Multiraces						1						1
		Unknown				1								1
		White		1		1								2
Solar Energy Technology	<b>Total</b>		<b>1</b>	<b>1</b>	<b>3</b>	<b>1</b>					<b>-100.0%</b>	<b>6</b>		
Solar Energy Technology: Solar Installation	Skill Certificate	Asian	1				1					-100.0%	2	
		Hispanic/Latinx	1									-100.0%	1	
		Unknown				1	1						2	
		White	1			1						-100.0%	2	
Solar Energy Technology: Solar Installation	<b>Total</b>		<b>3</b>		<b>2</b>	<b>2</b>					<b>-100.0%</b>	<b>7</b>		
Spanish	Associate in Arts	Hispanic/Latinx	4	1			1					-100.0%	6	
		Unknown				1							1	
		White				2							2	
Spanish	<b>Total</b>		<b>4</b>	<b>1</b>	<b>3</b>	<b>1</b>					<b>-100.0%</b>	<b>9</b>		
Spanish (Associate Degree-Transfer CSU or UC)	Associate in Arts-Transfer	Hispanic/Latinx				2	1						3	
Spanish (Associate Degree-Transfer CSU or UC)	<b>Total</b>					<b>2</b>	<b>1</b>						<b>3</b>	
Spanish - Transfer CSU GE	Associate in Arts-Transfer	Hispanic/Latinx	2	1	4							-100.0%	7	
Spanish - Transfer CSU GE	<b>Total</b>		<b>2</b>	<b>1</b>	<b>4</b>							<b>-100.0%</b>	<b>7</b>	
Speech Communication (Ended Spring 2011)	Associate in Arts	Multiraces			1								1	
Speech Communication (Ended Spring 2011)	<b>Total</b>				<b>1</b>								<b>1</b>	
Studio Arts (Associate Degree-Transfer CSU)	Associate in Arts-Transfer	Asian				1	1						2	
		Filipino				1	3						4	
		Multiraces				2	1						3	
		White					1						1	
Studio Arts (Associate Degree-Transfer CSU)	<b>Total</b>					<b>4</b>	<b>6</b>						<b>10</b>	
Surgical Technology: AS Degree Skyline	Associate in Science	Asian		2									2	
		Black/African American	1	1								-100.0%	2	
		Filipino				2							2	
		Hispanic/Latinx		3	2								5	
		Multiraces				1							1	
Surgical Technology: AS Degree Skyline	<b>Total</b>		<b>1</b>	<b>6</b>	<b>5</b>						<b>-100.0%</b>	<b>12</b>		
Surgical Technology (Associate Degree)	Associate in Science	Asian				1							1	
		Filipino				1	1						2	
		Hispanic/Latinx				1	4						5	
		White				3	1						4	
Surgical Technology (Associate Degree)	<b>Total</b>					<b>6</b>	<b>6</b>						<b>12</b>	
Surgical Technology: Central Service Technology (Ended Spring 2013)	Career Certificate	Hispanic/Latinx		1	2								3	
Surgical Technology: Central Service Technology (Ended Spring 2013)	<b>Total</b>			<b>1</b>	<b>2</b>								<b>3</b>	
Surgical Technology: Central Service Tech With Clinical Practice	Career Certificate	Filipino			1								1	



## Degrees and Certificates Awarded (by Ethnicity) 2015-2016 Through 2019-2020 Skyline College

		Hispanic/Latinx				1				1
		White	1						-100.0%	1
<b>Surgical Technology: Central Service Tech With Clinical Practice</b>		<b>Total</b>	<b>1</b>	<b>2</b>					<b>-100.0%</b>	<b>3</b>
<b>Surgical Technology (Certificate)</b>	<b>Certificate of Achievement</b>	Asian						1		1
		Filipino				2		1		3
		Hispanic/Latinx				1		2		3
		White				3				3
<b>Surgical Technology (Certificate)</b>		<b>Total</b>				<b>6</b>	<b>4</b>			<b>10</b>
<b>Surgical Technology: Certificate Skyline</b>	<b>Certificate of Achievement</b>	Asian	1	2	2				-100.0%	5
		Black/African American		1	1					2
		Filipino			5					5
		Hispanic/Latinx	4	3	6				-100.0%	13
		Multiraces			2					2
		White	4		3				-100.0%	7
<b>Surgical Technology: Certificate Skyline</b>		<b>Total</b>	<b>9</b>	<b>6</b>	<b>19</b>				<b>-100.0%</b>	<b>34</b>
<b>Telecom &amp; Network Info Tech: Basic Networking</b>	<b>Certificate of Specialization</b>	White	1						-100.0%	1
<b>Telecom &amp; Network Info Tech: Basic Networking</b>		<b>Total</b>	<b>1</b>						<b>-100.0%</b>	<b>1</b>
<b>Telecom &amp; Network Info Tech: Network Engineering</b>	<b>Associate in Science</b>	Asian			6	1				7
		Black/African American		1	1	2				4
		Filipino		1	1	1				3
		Hispanic/Latinx	2	1	1		1		-50.0%	5
		Multiraces	2						-100.0%	2
		Unknown			1					1
		White	1	1	1				-100.0%	3
<b>Telecom &amp; Network Info Tech: Network Engineering</b>		<b>Total</b>	<b>5</b>	<b>4</b>	<b>11</b>	<b>4</b>	<b>1</b>		<b>-80.0%</b>	<b>25</b>
	<b>Certificate of Achievement</b>	Asian			3					3
		Filipino	1						-100.0%	1
		Hispanic/Latinx				1				1
<b>Telecom &amp; Network Info Tech: Network Engineering</b>		<b>Total</b>	<b>1</b>		<b>3</b>	<b>1</b>			<b>-100.0%</b>	<b>5</b>
<b>Telecom &amp; Network Info Tech: PC Configuration &amp; Repair</b>	<b>Skill Certificate</b>	Asian	1						-100.0%	1
		Hispanic/Latinx					2			2
<b>Telecom &amp; Network Info Tech: PC Configuration &amp; Repair</b>		<b>Total</b>	<b>1</b>				<b>2</b>	<b>100.0%</b>		<b>3</b>
<b>Telecom &amp; Network Info Tech: Telecom &amp; Wireless Tech (Ended Spring 2013)</b>	<b>Associate in Science</b>	Hispanic/Latinx	1						-100.0%	1
<b>Telecom &amp; Network Info Tech: Telecom &amp; Wireless Tech (Ended Spring 2013)</b>		<b>Total</b>	<b>1</b>						<b>-100.0%</b>	<b>1</b>
<b>Telecom &amp; Network Info Tech: Wiring &amp; Installation</b>	<b>Certificate of Specialization</b>	White		1						1

## Degrees and Certificates Awarded (by Ethnicity) 2015-2016 Through 2019-2020 Skyline College

Telecom & Network Info Tech: Wiring & Installation	Total								
									1
	Total Awards:	1,220	1,327	1,283	1,444	1,338	9.7%		6,612
	Total Completers (Unduplicated):	921	1,027	991	1,073	1,022	11.0%		4,507
	Total Bachelor Completers (Unduplicated):			18	6				24
	Total Degree Completers (Unduplicated):	587	690	650	745	731	24.5%		3,240
	Total Certificate Completers (Unduplicated):	356	365	358	351	314	-11.8%		1,469

## Degrees and Certificates Awarded (by Gender) 2015-2016 Through 2019-2020 Skyline College

	Award Type	Gender	2015-2016	2016-2017	2017-2018	2018-2019	2019-2020	% Change 2015-2016 to 2019-2020	Total
Accounting	Associate in Science	F	9	9	4	3		-100.0%	25
		M	8	3	4	1		-100.0%	16
	Certificate of Achievement	F	3	7	11	6		-100.0%	27
		M	2	5	3	3		-100.0%	13
Accounting	Total		21	23	20	13		-100.0%	77
Accounting (Associate Degree)	Associate in Science	F				6	1		7
		M				5	3		8
Accounting (Associate Degree)	Total				11	4		15	
Accounting (Certificate)	Certificate of Achievement	F				2	2		4
		M					1		1
Accounting (Certificate)	Total				2	3		5	
Accounting Computer Specialist	Career Certificate	M					2		2
Accounting Computer Specialist	Total						2		2
Accounting: Computer Specialist	Career Certificate	F	2	1	2	1		-100.0%	6
		M	1	3				-100.0%	4
Accounting: Computer Specialist	Total		3	4	2	1		-100.0%	10
Accounting: Indv. Tax Preparer	Career Certificate	F		1					1
Accounting: Indv. Tax Preparer	Total			1					1
Administration of Justice	Associate in Arts	F	3	1	2			-100.0%	6
		M	13	8	5			-100.0%	26
	Certificate of Achievement	F	2	2	2			-100.0%	6
		M	7	5	4	3		-100.0%	19
Administration of Justice	Total	22	13	11	3		-100.0%	46	
Administration of Justice (Associate Degree)	Associate in Arts	F					2		2
		M				4	4		8
Administration of Justice (Associate Degree)	Total				4	6		10	
Administration of Justice (Associate Degree-Transfer CSU)	Associate in Science-Transfer	F				5	9		14
		M				5	11		16
		N				1	2		3
Administration of Justice (Associate Degree-Transfer CSU)	Total				11	22		33	
Administration of Justice (Associate Degree-Transfer CSU or UC)	Associate in Science-Transfer	F				1	4		5
		M				2	4		6
Administration of Justice (Associate Degree-Transfer CSU or UC)	Total				3	8		11	

## Degrees and Certificates Awarded (by Gender) 2015-2016 Through 2019-2020 Skyline College

Administration of Justice Studies (Certificate)	Certificate of Achievement	F				1	1		2
		M				3			3
Administration of Justice Studies (Certificate)		Total				4	1		5
Administration of Justice - Transfer CSU GE	Associate in Science-Transfer	F	11	6	10	5		-100.0%	32
		M	13	16	10	5		-100.0%	44
		N			1	1			2
Administration of Justice - Transfer CSU GE		Total	24	22	21	11		-100.0%	78
Administration of Justice - Transfer IGETC CSU	Associate in Science-Transfer	F	2	2	3	1		-100.0%	8
		M	1	1		3		-100.0%	5
		Total	3	3	3	4		-100.0%	13
Adm. of Justice Certificate	Certificate Program	M	1					-100.0%	1
Adm. of Justice Certificate		Total	1					-100.0%	1
Advanced Computer User Support	Career Certificate	M				3	1		4
		Total				3	1		4
Allied Health Science	Associate in Science	F	55	71	66	40		-100.0%	232
		M	16	20	21	11		-100.0%	68
		N		2	1	4			7
Allied Health Science		Total	71	93	88	55		-100.0%	307
Allied Health Science (Associate Degree)	Associate in Science	F				33	69		102
		M				15	24		39
		N				2	3		5
Allied Health Science (Associate Degree)		Total				50	96		146
Anesthesia Technology (Associate Degree)	Associate in Science	F					4		4
		M					3		3
Anesthesia Technology (Associate Degree)		Total					7		7
Anesthesia Technology (Certificate)	Certificate of Achievement	F					6		6
		M					1		1
		Total					7		7
Anthropology (Associate Degree-Transfer CSU)	Associate in Arts-Transfer	F				1	1		2
		M					1		1
		Total				1	2		3
Anthropology (Associate Degree-Transfer CSU or UC)	Associate in Arts-Transfer	F					2		2

## Degrees and Certificates Awarded (by Gender) 2015-2016 Through 2019-2020 Skyline College

		M				1	2		3
Anthropology (Associate Degree-Transfer CSU or UC)		Total				1	4		5
Anthropology - Transfer CSUGE	Associate in Arts-Transfer	F	2	2	2	1		-100.0%	7
		M	1		2			-100.0%	3
Anthropology - Transfer CSUGE		Total	3	2	4	1		-100.0%	10
Anthropology - Transfer IGETC/ CSU GE	Associate in Arts-Transfer	F		1	1	1			3
		M			1				1
Anthropology - Transfer IGETC/ CSU GE		Total		1	2	1			4
Art	Associate in Arts	F	2	4	4	2		-100.0%	12
		M	4	4	4	2		-100.0%	14
		N			1				1
Art		Total	6	8	9	4		-100.0%	27
Art (Associate Degree)	Associate in Arts	F				2	4		6
		M					2		2
Art (Associate Degree)		Total				2	6		8
Art History (Associate Degree-Transfer CSU)	Associate in Arts-Transfer	F					1		1
		M					2		2
Art History (Associate Degree-Transfer CSU)		Total					3		3
Art History (Associate Degree-Transfer CSU or UC)	Associate in Arts-Transfer	F					1		1
		M				1			1
Art History (Associate Degree-Transfer CSU or UC)		Total				1	1		2
Art History - Transfer CSU GE	Associate in Arts-Transfer	M			1				1
Art History - Transfer CSU GE		Total			1				1
Art - Studio Art - Transfer CSU GE	Associate in Arts-Transfer	F			2				2
		M			1	1			2
Art - Studio Art - Transfer CSU GE		Total			3	1			4
Art - Studio Art - Transfer IGETC CSU	Associate in Arts-Transfer	F		1					1
Art - Studio Art - Transfer IGETC CSU		Total		1					1
Auto Adv Engine Perf Tech Cert	Certificate Program	M			1	1			2
Auto Adv Engine Perf Tech Cert		Total			1	1			2
Auto Engine Perf Tech Cert	Certificate Program	M			1				1
Auto Engine Perf Tech Cert		Total			1				1
Auto Engines Technology Cert	Certificate Program	M			1				1
Auto Engines Technology Cert		Total			1				1

## Degrees and Certificates Awarded (by Gender) 2015-2016 Through 2019-2020 Skyline College

Automotive Advanced Engine Performance Technology (Certificate)	Certificate of Achievement	F				3	1		4
		M				7	2		9
		N				1			1
Automotive Advanced Engine Performance Technology (Certificate)		Total				11	3		14
Automotive Chassis, Alignment & Brake Technology (Certificate)	Certificate of Achievement	F				1	2		3
		M				13	23		36
		N					2		2
Automotive Chassis, Alignment & Brake Technology (Certificate)		Total				14	27		41
Automotive Drive Train Technology (Certificate)	Certificate of Achievement	F				1	2		3
		M				20	23		43
		N							
Automotive Drive Train Technology (Certificate)		Total				21	25		46
Automotive Electricity/Electronics (Certificate)	Certificate of Achievement	F				3	4		7
		M				16	31		46
		N				1			1
Automotive Electricity/Electronics (Certificate)		Total				20	35		54
Automotive Engine Performance Technology (Certificate)	Certificate of Achievement	F					1		1
		M					18		18
		N							
Automotive Engine Performance Technology (Certificate)		Total				19			19
Automotive Engines Technology (Certificate)	Certificate of Achievement	F				1	3		4
		M				18	26		43
		N					2		2
Automotive Engines Technology (Certificate)		Total				19	31		49
Automotive Technician - Entry Level	Certificate of Specialization	M		12	4				16
Automotive Technician - Entry Level		Total		12	4				16
Automotive Technician - Entry Level (Certificate)	Certificate of Specialization	F					1		1
		M				2			2
		N							
Automotive Technician - Entry Level (Certificate)		Total				2	1		3
Automotive Technology	Associate in Science	M	4	2	8	1		-100.0%	15

## Degrees and Certificates Awarded (by Gender) 2015-2016 Through 2019-2020 Skyline College

Automotive Technology		N	1			1		-100.0%	2
		Total	5	2	8	2		-100.0%	17
Automotive Technology: Advanced Engine Performance Tech	Certificate of Achievement	F	1	1	1			-100.0%	3
		M	11	23	10			-100.0%	44
		N			1				1
Automotive Technology: Advanced Engine Performance Tech		Total	12	24	12			-100.0%	48
Automotive Technology: Asian Engine Performance Tech	Certificate of Achievement	F	1			2		-100.0%	3
		M	13	8	1	7		-100.0%	28
		N				1			1
Automotive Technology: Asian Engine Performance Tech		Total	14	8	1	10		-100.0%	32
Automotive Technology (Associate Degree)	Associate in Science	F				1	1		2
		M				5	3		8
Automotive Technology (Associate Degree)		Total				6	4		10
Automotive Technology: Chassis Technology	Certificate of Achievement	F	2	2				-100.0%	4
		M	39	28	10	5		-100.0%	82
		N	1					-100.0%	1
Automotive Technology: Chassis Technology		Total	42	30	10	5		-100.0%	87
Automotive Technology: Drive Train Technology	Certificate of Achievement	F	1	1	2	3		-100.0%	7
		M	34	26	25	9		-100.0%	94
		N		1					1
Automotive Technology: Drive Train Technology		Total	35	28	27	12		-100.0%	102
Automotive Technology: Electricity/Electronics	Certificate of Achievement	F	3		1			-100.0%	4
		M	48	20	24	18		-100.0%	110
		N	1		1	1		-100.0%	3
Automotive Technology: Electricity/Electronics		Total	52	20	26	19		-100.0%	117
Automotive Technology: Engine Performance	Certificate of Achievement	F	1	1	1	3		-100.0%	6
		M	13	18	10	8		-100.0%	49
		N			1	1			2
Automotive Technology: Engine Performance		Total	14	19	12	12		-100.0%	57
Automotive Technology: Engines Technology	Certificate of Achievement	F	2	3	1	1		-100.0%	7

## Degrees and Certificates Awarded (by Gender) 2015-2016 Through 2019-2020 Skyline College

Automotive Technology: Engines Technology		M	38	29	9	20		-100.0%	96
		N		1	1				2
		Total	40	33	11	21		-100.0%	105
Automotive Technology: Technician	Associate in Science	M	3		1			-100.0%	4
Automotive Technology: Technician		Total	3		1			-100.0%	4
Basic Digital Filmmaking (Certificate)	Certificate of Specialization	F					1		1
Basic Digital Filmmaking (Certificate)		Total					1		1
Biology (Associate Degree- Transfer CSU)	Associate in Science-Transfer	F				3	5		8
		M				2	2		4
Biology (Associate Degree- Transfer CSU)		Total				5	7		12
Biology (Associate Degree- Transfer UC)	Associate in Science-Transfer	F				7	3		10
		M				3	4		7
Biology (Associate Degree- Transfer UC)		Total				10	7		17
Biology AST- CSUGE	Associate in Science-Transfer	F			1	1			2
		M			1				1
Biology AST- CSUGE		Total			2	1			3
Biology AST-IGETC	Associate in Science-Transfer	F			1				1
		M			1				1
Biology AST-IGETC		Total			2				2
Biotechnology	Associate in Science	F	4	1				-100.0%	5
		M	1	1		1		-100.0%	3
Biotechnology		Total	5	2		1		-100.0%	8
Biotechnology (Associate Degree)	Associate in Science	M				1			1
Biotechnology (Associate Degree)		Total				1			1
Biotechnology: Entry Level Biotechnology Manufacturing (Ended Spring 2013)	Career Certificate	F		1					1
Biotechnology: Entry Level Biotechnology Manufacturing (Ended Spring 2013)		Total		1					1
Biotechnology Manufacturing Assistant	Certificate of Achievement	F				2			2
		M					1		1
Biotechnology Manufacturing Assistant		Total				2	1		3
Biotechnology Mnft Tech. - AS	Associate in Science	F					2		2
Biotechnology Mnft Tech. - AS		Total					2		2
Business Administration (Associate Degree-Transfer CSU)	Associate in Science-Transfer	F				24	17		41



## Degrees and Certificates Awarded (by Gender) 2015-2016 Through 2019-2020 Skyline College

Business Administration (Associate Degree-Transfer CSU)		M				20	39		59
		N					2		2
	<b>Total</b>					<b>44</b>	<b>58</b>		<b>102</b>
Business Administration (Associate Degree-Transfer CSU or UC)	Associate in Science-Transfer	F				13	43		56
		M				16	30		46
	<b>Total</b>					<b>29</b>	<b>73</b>		<b>102</b>
Business Administration Cert	Certificate Program	F		1	2	1			4
		M			4	1			5
<b>Business Administration Cert</b>	<b>Total</b>			<b>1</b>	<b>6</b>	<b>2</b>			<b>9</b>
Business Administration (Certificate)	Certificate of Achievement	F				2	9		11
		M				4	2		6
		N					1		1
<b>Business Administration (Certificate)</b>	<b>Total</b>					<b>6</b>	<b>12</b>		<b>18</b>
Business: Administrative Assistant ( Ended Spring 2012 )	Associate in Science	F	1	2				-100.0%	3
	Certificate of Achievement	F	1					-100.0%	1
	<b>Total</b>		<b>1</b>	<b>2</b>				<b>-100.0%</b>	<b>3</b>
Business: Asian Business Practices	Certificate of Achievement	F	1	1				-100.0%	2
		M		1	1				2
		<b>Total</b>	<b>1</b>	<b>2</b>	<b>1</b>			<b>-100.0%</b>	<b>4</b>
Business: Business Admin. for Transfer, CSUGE	Associate in Science-Transfer	F	23	26	25	8		-100.0%	82
		M	30	33	33	17		-100.0%	113
		N			1				1
<b>Business: Business Admin. for Transfer, CSUGE</b>	<b>Total</b>	<b>53</b>	<b>59</b>	<b>59</b>	<b>25</b>		<b>-100.0%</b>	<b>196</b>	
Business: Business Admin. for Transfer, IGETC-CSU	Associate in Science-Transfer	F	13	15	21	8		-100.0%	57
		M	14	26	38	9		-100.0%	87
		<b>Total</b>	<b>27</b>	<b>41</b>	<b>59</b>	<b>17</b>		<b>-100.0%</b>	<b>144</b>
Business: Business Administration	Certificate of Achievement	F	1	2	3			-100.0%	6
		M	2	1	3	1		-100.0%	7
		<b>Total</b>	<b>3</b>	<b>3</b>	<b>6</b>	<b>1</b>		<b>-100.0%</b>	<b>13</b>

## Degrees and Certificates Awarded (by Gender) 2015-2016 Through 2019-2020 Skyline College

<b>Business: Business Administration (Ended Spring 2013)</b>	Associate in Science	F	2	4		1		-100.0%	7
		M	1	3				-100.0%	4
<b>Business: Business Administration (Ended Spring 2013)</b>		<b>Total</b>	<b>3</b>	<b>7</b>		<b>1</b>		<b>-100.0%</b>	<b>11</b>
<b>Business: Business Information Systems ( Ended Spring 2012 )</b>	Associate in Science	F		1					1
		<b>Total</b>		<b>1</b>					<b>1</b>
<b>Business: Business Management</b>	Associate in Science	F	1		2	1		-100.0%	4
		M		3	1	2			6
	Certificate of Achievement	F	1	1		2		-100.0%	4
		M				1			1
<b>Business: Business Management</b>		<b>Total</b>	<b>2</b>	<b>4</b>	<b>3</b>	<b>6</b>		<b>-100.0%</b>	<b>15</b>
<b>Business: Computer Information Specialist</b>	Certificate of Achievement	F	1	2				-100.0%	3
		<b>Total</b>	<b>1</b>	<b>2</b>				<b>-100.0%</b>	<b>3</b>
<b>Business: Computer Information Specialist ( Ended Spring 2012 )</b>	Associate in Science	F	1	1				-100.0%	2
		<b>Total</b>	<b>1</b>	<b>1</b>				<b>-100.0%</b>	<b>2</b>
<b>Business: Entrepreneurship</b>	Certificate of Specialization	F	1		1			-100.0%	2
		M	1					-100.0%	1
		<b>Total</b>	<b>2</b>		<b>1</b>			<b>-100.0%</b>	<b>3</b>
<b>Business: Entrepreneurship and Small Business Management</b>	Certificate of Achievement	F			3	1			4
		<b>Total</b>			<b>3</b>	<b>1</b>			<b>4</b>
<b>Business: International Business</b>	Certificate of Achievement	F	1		2			-100.0%	3
		M	1	1	1			-100.0%	3
		<b>Total</b>	<b>2</b>	<b>1</b>	<b>3</b>			<b>-100.0%</b>	<b>6</b>
<b>Business: International Logistics</b>	Associate in Science	F	1					-100.0%	1
		<b>Total</b>	<b>1</b>					<b>-100.0%</b>	<b>1</b>
<b>Business: International Trade</b>	Associate in Science	F	1					-100.0%	1
		M			1	1			2
	Certificate of Achievement	F	1					-100.0%	1
		M		1					1
<b>Business: International Trade</b>		<b>Total</b>	<b>2</b>	<b>1</b>	<b>1</b>	<b>1</b>		<b>-100.0%</b>	<b>4</b>
<b>Business: Legal Aspects of International Business</b>	Certificate of Achievement	M		1					1

## Degrees and Certificates Awarded (by Gender) 2015-2016 Through 2019-2020 Skyline College

<b>Business: Legal Aspects of International Business</b>		Total			1					1	
<b>Business: Legal Secretary</b>	Associate in Science	F			1					1	
<b>Business: Legal Secretary</b>		Total			1					1	
<b>Business Management (Associate Degree)</b>	Associate in Science	F					3	3		6	
		M					1	5		6	
<b>Business Management (Associate Degree)</b>		Total					4	8		12	
<b>Business Management (Certificate)</b>	Certificate of Achievement	F					1	2		3	
		M					2	3		5	
<b>Business Management (Certificate)</b>		Total					3	5		8	
<b>Business: Medical Billing &amp; Coding Cert.</b>	Certificate Program	F							1	1	
<b>Business: Medical Billing &amp; Coding Cert.</b>		Total							1	1	
<b>Business: Medical Billing &amp; Coding (Ended Spring 2014)</b>	Certificate of Achievement	F	2	1					-100.0%	3	
<b>Business: Medical Billing &amp; Coding (Ended Spring 2014)</b>		Total	2	1					-100.0%	3	
<b>Business: Medical Office Assistant (Ended Spring 2014)</b>	Certificate of Achievement	F	2	1					-100.0%	3	
<b>Business: Medical Office Assistant (Ended Spring 2014)</b>		Total	2	1					-100.0%	3	
<b>Business: Medical Office Receptionist</b>	Certificate of Achievement	F	1	3	2				-100.0%	6	
<b>Business: Medical Office Receptionist</b>		Total	1	3	2				-100.0%	6	
<b>Business: Medical Transcriptionist (Ended Spring 2014)</b>	Associate in Science	F	2	1					-100.0%	3	
<b>Business: Medical Transcriptionist (Ended Spring 2014)</b>		Total	2	1					-100.0%	3	
<b>Business: Multimedia Technology</b>	Associate in Science	F	1	1					-100.0%	2	
		M		1	1					2	
	Certificate of Achievement	F	1							-100.0%	1
		M	1							-100.0%	1
<b>Business: Multimedia Technology</b>		Total	2	2	1				-100.0%	5	
<b>Business: Office Assistant</b>	Certificate of Achievement	F	2	2			1			-100.0%	5
		M			2						2
<b>Business: Office Assistant</b>		Total	2	2	2		1			-100.0%	7
<b>Business: Office Assistant ( Ended Spring 2012 )</b>	Associate in Science	F	3	1	1			1		-66.7%	6
<b>Business: Office Assistant ( Ended Spring 2012 )</b>		Total	3	1	1			1		-66.7%	6
<b>Business: Office Information Systems ( Ended Spring 2012 )</b>	Associate in Science	F		1							1
<b>Business: Office Information Systems ( Ended Spring 2012 )</b>		Total		1							1

## Degrees and Certificates Awarded (by Gender) 2015-2016 Through 2019-2020 Skyline College

Business: Office Management	Associate in Science	F		1			1		2
	Certificate of Achievement	F	2	1	1			-100.0%	4
Business: Office Management		Total	2	2	1		1	-50.0%	6
Business: Web Developer	Associate in Science	M	1				1	0.0%	2
Business: Web Developer		Total	1				1	0.0%	2
Central Service Technology With Clinical Practice (Certificate)	Career Certificate	F					9		9
		M					6		6
		Total					15		15
Cent. Srv. Tech/Clin.Prac Cert	Certificate Program	F	1					-100.0%	1
Cent. Srv. Tech/Clin.Prac Cert		Total	1					-100.0%	1
Communication Studies	Associate in Arts	F	1	5	3			-100.0%	9
		M	4	1	1	2		-100.0%	8
		Total	5	6	4	2		-100.0%	17
Communication Studies (Associate Degree)	Associate in Arts	F				5	3		8
		M					2		2
		Total				5	5		10
Communication Studies (Associate Degree-Transfer CSU)	Associate in Arts-Transfer	F				5	7		12
		M				3	7		10
		N					1		1
		Total				8	15		23
Communication Studies (Associate Degree-Transfer CSU or UC)	Associate in Arts-Transfer	F				5	10		15
		M				2	4		6
		Total				7	14		21
Communication Studies - Transfer CSU GE	Associate in Arts-Transfer	F	7	22	16	6		-100.0%	51
		M	6	10	10	7		-100.0%	33
		N				1			1
		Total	13	32	26	14		-100.0%	85
Communication Studies - Transfer IGETC CSU	Associate in Arts-Transfer	F	3	6	7	4		-100.0%	20
		M	2	4	5	1		-100.0%	12
		Total	5	10	12	5		-100.0%	32

## Degrees and Certificates Awarded (by Gender) 2015-2016 Through 2019-2020 Skyline College

Computer Science (Associate Degree-Transfer CSU)	Associate in Science-Transfer	F					1		1
		M					2		2
Computer Science (Associate Degree-Transfer CSU)		Total					3		3
Computer Science (Associate Degree-Transfer UC)	Associate in Science-Transfer	F					3		3
		M				1	2		3
Computer Science (Associate Degree-Transfer UC)		Total				1	5		6
Cosmetology	Associate in Science	F	2	5	5	1		-100.0%	13
		F	31	19	24	21		-100.0%	95
	M	1		3	1		-100.0%	5	
	N	1			1		-100.0%	2	
Cosmetology		Total	34	24	31	24		-100.0%	110
Cosmetology (Associate Degree)	Associate in Science	F				1	1		2
		Total				1	1		2
Cosmetology (Certificate)	Certificate of Achievement	F				2	6		8
		M					1		1
Cosmetology (Certificate)		Total				2	7		9
Cosmetology Certificate	Certificate Program	F	1	6		1		-100.0%	8
		M			1				1
Cosmetology Certificate		Total	1	6	1	1		-100.0%	9
Cosmetology: Esthetician	Certificate of Achievement	F	25	20	45	22		-100.0%	112
		M		1					1
		N			1				1
Cosmetology: Esthetician		Total	25	21	46	22		-100.0%	114
Dance	Associate in Arts	F				1			1
		Total				1			1
Early Childhood Education	Associate in Science	F	18	13	18	11		-100.0%	60
		M	1	1				-100.0%	2
		N		1					1
	Certificate of Achievement	F	32	20	25	11		-100.0%	88
		M	1	1		1		-100.0%	3
Early Childhood Education		Total	46	31	41	22		-100.0%	133
Early Childhood Education (Associate Degree)	Associate in Science	F				14	8		22
		N				1			1
Early Childhood Education (Associate Degree)		Total				15	8		23
Early Childhood Education (Associate Degree-Transfer CSU)	Associate in Science-Transfer	F				10	15		25
		M				1			1
Early Childhood Education (Associate Degree-Transfer CSU)		Total				11	15		26

## Degrees and Certificates Awarded (by Gender) 2015-2016 Through 2019-2020 Skyline College

Early Childhood Education (Associate Degree-Transfer CSU or UC)	Associate in Science-Transfer	F				1	3		4
		Total				1	3		4
Early Childhood Education (Certificate)	Certificate of Achievement	F				12	12		24
		M				1	1		2
		Total				13	13		26
Early Childhood Education: Early Intervention Assistant	Certificate of Achievement	F				1			1
		Total				1			1
Early Childhood Education for Transfer, CSUGE	Associate in Science-Transfer	F	16	21	17	8		-100.0%	62
		M		2		1			3
		Total	16	23	17	9		-100.0%	65
Early Childhood Education for Transfer, IGETC CSU	Associate in Science-Transfer	F	1		1	1		-100.0%	3
		Total	1		1	1		-100.0%	3
Early Childhood Education: Foundations	Career Certificate	F	3	1	1	1		-100.0%	6
		M				2			2
		Total	3	1	1	3		-100.0%	8
Early Childhood Education: Fundamentals	Career Certificate	F		3	1				4
		Total		3	1				4
Early Childhood Education: Special Education	Certificate of Achievement	F	3	2	5	1		-100.0%	11
		Total	3	2	5	1		-100.0%	11
Early Childhood Special Education (Certificate)	Certificate of Achievement	F				2	1		3
		M					1		1
		Total				2	2		4
Economics for Transfer-IGETC- GE	Associate in Arts-Transfer	F					1		1
		Total					1		1
Electrical Engineering - AS	Associate in Science	M				1			1
		Total				1			1
Electrical Engineering (Associate Degree)	Associate in Science	M				2	3		5
		Total				2	3		5
Elementary Teacher Ed. - Transfer CSU GE	Associate in Arts-Transfer	F			1				1
		Total			1				1

## Degrees and Certificates Awarded (by Gender) 2015-2016 Through 2019-2020 Skyline College

Emergency Medical Tech Cert	Certificate Program	F		18		9		27	
		M		33		11		44	
		N		1				1	
<b>Emergency Medical Tech Cert</b>	<b>Total</b>			<b>52</b>		<b>20</b>		<b>72</b>	
Emergency Medical Technology	Career Certificate	F	17	3	22	10		-100.0%	52
		M	31	18	35	15		-100.0%	99
		N	1		1			-100.0%	2
<b>Emergency Medical Technology</b>	<b>Total</b>		<b>49</b>	<b>21</b>	<b>58</b>	<b>25</b>		<b>-100.0%</b>	<b>153</b>
Emergency Medical Technology (Certificate)	Career Certificate	F				6	19		25
		M				15	42		57
		N				1	2		3
<b>Emergency Medical Technology (Certificate)</b>	<b>Total</b>					<b>22</b>	<b>63</b>		<b>85</b>
English	Associate in Arts	F	6	3	3			-100.0%	12
		M		3	3				6
<b>English</b>	<b>Total</b>		<b>6</b>	<b>6</b>	<b>6</b>			<b>-100.0%</b>	<b>18</b>
English (Associate Degree)	Associate in Arts	F				1	2		3
		M				1	1		2
<b>English (Associate Degree)</b>	<b>Total</b>					<b>2</b>	<b>3</b>		<b>5</b>
English (Associate Degree-Transfer CSU)	Associate in Arts-Transfer	F				6	1		7
		M				2			2
<b>English (Associate Degree-Transfer CSU)</b>	<b>Total</b>					<b>8</b>	<b>1</b>		<b>9</b>
English (Associate Degree-Transfer CSU or UC)	Associate in Arts-Transfer	F					3		3
		M					2		2
<b>English (Associate Degree-Transfer CSU or UC)</b>	<b>Total</b>						<b>5</b>		<b>5</b>
English - Transfer CSU GE	Associate in Arts-Transfer	F		1	6	1			8
		M		1	3	2			6
<b>English - Transfer CSU GE</b>	<b>Total</b>			<b>2</b>	<b>9</b>	<b>3</b>			<b>14</b>
English - Transfer IGETC CSU	Associate in Arts-Transfer	F		2	4				6
<b>English - Transfer IGETC CSU</b>	<b>Total</b>			<b>2</b>	<b>4</b>				<b>6</b>
Entrepreneurship and Small Business Management (Certificate)	Certificate of Achievement	M				1			1
		<b>Total</b>				<b>1</b>			<b>1</b>
Entrepreneurship (Certificate)	Certificate of Specialization	F				1			1
		M				1			1
<b>Entrepreneurship (Certificate)</b>	<b>Total</b>					<b>2</b>			<b>2</b>
Entry Level Computer User Support	Career Certificate	M				1			1

## Degrees and Certificates Awarded (by Gender) 2015-2016 Through 2019-2020 Skyline College

Entry Level Computer User Support		Total					1			1	
Entry Level Computer User Support (Certificate)	Career Certificate	M					4			4	
Entry Level Computer User Support (Certificate)		Total					4			4	
Esthetician (Certificate)	Certificate of Achievement	F					13	50		63	
		M					1			1	
		N						2			2
Esthetician (Certificate)		Total				14	52			66	
ESTM: Climate Protection Professional	Career Certificate	F		16						16	
		M		9						9	
		N		1							1
ESTM: Climate Protection Professional		Total		26						26	
ESTM: Energy Efficiency	Associate in Science	M	1			2			-100.0%	3	
ESTM: Energy Efficiency		Total	1			2			-100.0%	3	
ESTM: Residential Energy Efficiency	Certificate of Achievement	M	1						-100.0%	1	
ESTM: Residential Energy Efficiency		Total	1						-100.0%	1	
ESTM: Solar Design, Estimation, Finance, and Sales Skills	Career Certificate	M	2			2			-100.0%	4	
		Total	2			2			-100.0%	4	
ESTM: Solar Technology and Business	Associate in Science	M	1			1			-100.0%	2	
		Certificate of Achievement	F				1				1
		M	1				1			-100.0%	2
ESTM: Solar Technology and Business		Total	1			1	2		-100.0%	4	
Family and Consumer Sciences	Associate in Science	F	1	1					-100.0%	2	
		M		1						1	
		Total	1	2					-100.0%	3	
Fashion Merchandising	Associate in Science	F		1	1			1		3	
		M		1						1	
		Total		2	1			1		4	
Fashion Merchandising Cert	Certificate Program	F		1						1	
Fashion Merchandising Cert		Total		1						1	
Foundations in Early Childhood Education (Certificate)	Career Certificate	F					2	1		3	
		M					1			1	
		Total					3	1		4	
Fundamentals In Early Childhood Education (Certificate)	Career Certificate	F				3	2			5	



## Degrees and Certificates Awarded (by Gender) 2015-2016 Through 2019-2020 Skyline College

<b>Fundamentals In Early Childhood Education (Certificate)</b>		Total				3	2		5
<b>History (Associate Degree-Transfer CSU)</b>	Associate in Arts-Transfer	F				2	2		4
		M				2	4		6
<b>History (Associate Degree-Transfer CSU)</b>		Total				4	6		10
<b>History (Associate Degree-Transfer CSU or UC)</b>	Associate in Arts-Transfer	F				1	2		3
		M					3		3
<b>History (Associate Degree-Transfer CSU or UC)</b>		Total				1	5		6
<b>History - Transfer CSU GE</b>	Associate in Arts-Transfer	F	2	1	1			-100.0%	4
		M	3	6		2		-100.0%	11
		N			1				1
<b>History - Transfer CSU GE</b>		Total	5	7	2	2		-100.0%	16
<b>History - Transfer IGETC CSU</b>	Associate in Arts-Transfer	F		1	1				2
		M	1		1			-100.0%	2
<b>History - Transfer IGETC CSU</b>		Total	1	1	2			-100.0%	4
<b>Hospitality: Guest Service Entry-Level Professional</b>	Career Certificate	F		1	2	8			11
		M				1			1
<b>Hospitality: Guest Service Entry-Level Professional</b>		Total		1	2	9			12
<b>Individual Tax Preparer (Certificate)</b>	Career Certificate	M				1	2		3
<b>Individual Tax Preparer (Certificate)</b>		Total				1	2		3
<b>Interdisciplinary Studies: Arts and Humanities (Associate Degree)</b>	Associate in Arts	F				21	21		42
		M				12	19		31
		N				2	1		3
<b>Interdisciplinary Studies: Arts and Humanities (Associate Degree)</b>		Total				35	41		76
<b>Interdisciplinary Studies: Arts &amp; Humanities CSU GE Pattern</b>	Associate in Arts	F	1					-100.0%	1
		M	1					-100.0%	1
<b>Interdisciplinary Studies: Arts &amp; Humanities CSU GE Pattern</b>		Total	2					-100.0%	2
<b>Interdisciplinary Studies: Arts &amp; Humanities CSU IGETC Pattern</b>	Associate in Arts	F			1				1
		M			1				1
<b>Interdisciplinary Studies: Arts &amp; Humanities CSU IGETC Pattern</b>		Total			2				2
<b>Interdisciplinary Studies: Arts &amp; Humanities Skyline Pattern</b>	Associate in Arts	F	18	29	15	9		-100.0%	71

## Degrees and Certificates Awarded (by Gender) 2015-2016 Through 2019-2020 Skyline College

Interdisciplinary Studies: Arts & Humanities Skyline Pattern		M	21	16	21	7		-100.0%	65
		N	1		2			-100.0%	3
		<b>Total</b>	<b>40</b>	<b>45</b>	<b>38</b>	<b>16</b>		<b>-100.0%</b>	<b>139</b>
Interdisciplinary Studies: Arts & Humanities UC IGEC Pattern	Associate in Arts	F				1			1
Interdisciplinary Studies: Arts & Humanities UC IGEC Pattern		<b>Total</b>				<b>1</b>			<b>1</b>
Interdisciplinary Studies: Health and Physical Education (Associate Degree)	Associate in Arts	F				4	2		6
		M				2	8		10
		<b>Total</b>				<b>6</b>	<b>10</b>		<b>16</b>
Interdisciplinary Studies: Health & Physical Education. AA Degree Skyline	Associate in Arts	F	3	5	2			-100.0%	10
		M	6	19	8	6		-100.0%	39
		N		1					1
		<b>Total</b>	<b>9</b>	<b>25</b>	<b>10</b>	<b>6</b>		<b>-100.0%</b>	<b>50</b>
Interdisciplinary Studies: Letters and Science (Associate Degree)	Associate in Arts	F				48	55		103
		M				21	40		61
		N					2		2
		<b>Total</b>				<b>69</b>	<b>97</b>		<b>166</b>
Interdisciplinary Studies: Letters & Science CSU GE Pattern	Associate in Arts	F				1			1
		M	1				1	0.0%	2
		<b>Total</b>	<b>1</b>			<b>1</b>	<b>1</b>	<b>0.0%</b>	<b>3</b>
Interdisciplinary Studies: Letters & Science CSU IGEC Pattern	Associate in Arts	F			3				3
		M			1				1
		<b>Total</b>			<b>4</b>				<b>4</b>
Interdisciplinary Studies: Letters & Science Skyline Pattern	Associate in Arts	F	59	58	41	15		-100.0%	173
		M	39	36	23	11		-100.0%	109

## Degrees and Certificates Awarded (by Gender) 2015-2016 Through 2019-2020 Skyline College

Interdisciplinary Studies: Letters & Science Skyline Pattern		N	1	2		1		-100.0%	4
	Total		99	96	64	27		-100.0%	286
Interdisciplinary Studies: Organiz Structures Skyline Pattern	Associate in Arts	F	4	6	3	1	1	-75.0%	15
		M	1	5	2	4	1	0.0%	13
		N					1		1
Interdisciplinary Studies: Organiz Structures Skyline Pattern	Total		5	11	5	5	3	-40.0%	29
Interdisciplinary Studies: Social and Behavioral Sciences (Associate Degree)	Associate in Arts	F				32	34		66
		M				16	29		45
		N					1		1
Interdisciplinary Studies: Social and Behavioral Sciences (Associate Degree)	Total					48	64		112
Interdisciplinary Studies: Social and Natural Sciences (Associate Degree)	Associate in Arts	F				35	39		74
		M				12	13		25
		N					1		1
Interdisciplinary Studies: Social and Natural Sciences (Associate Degree)	Total					47	53		100
Interdisciplinary Studies: Social & Behav Sci CSU GE Pattern	Associate in Arts	F				1			1
		M				1	1		2
Interdisciplinary Studies: Social & Behav Sci CSU GE Pattern	Total					2	1		3
Interdisciplinary Studies: Social & Behav Sci CSU IGEC Pattern	Associate in Arts	F				2	1	1	4
		M				1			1
Interdisciplinary Studies: Social & Behav Sci CSU IGEC Pattern	Total					3	1	1	5
Interdisciplinary Studies: Social & Behav Sci Skyline Pattern	Associate in Arts	F	34	41	41	15		-100.0%	131
		M	18	23	16	5		-100.0%	62
		N	1	2	1	1		-100.0%	5

## Degrees and Certificates Awarded (by Gender) 2015-2016 Through 2019-2020 Skyline College

<b>Interdisciplinary Studies: Social &amp; Behav Sci Skyline Pattern</b>		Total	53	66	58	21		-100.0%	198
<b>Interdisciplinary Studies: Social &amp; Behav Sci UC IGETC Pattern</b>	Associate in Arts	F			1				1
<b>Interdisciplinary Studies: Social &amp; Behav Sci UC IGETC Pattern</b>		Total			1				1
<b>Interdisciplinary Studies: Social &amp; Nat Sci CSU GE Pattern</b>	Associate in Arts	F			1				1
		M	1			1		-100.0%	2
<b>Interdisciplinary Studies: Social &amp; Nat Sci CSU GE Pattern</b>		Total	1		1	1		-100.0%	3
<b>Interdisciplinary Studies: Social &amp; Nat Sci CSU IGETC Pattern</b>	Associate in Arts	F			1				1
		M			5				5
<b>Interdisciplinary Studies: Social &amp; Nat Sci CSU IGETC Pattern</b>		Total			6				6
<b>Interdisciplinary Studies: Social &amp; Nat Sci Skyline Pattern</b>	Associate in Arts	F	37	46	38	16		-100.0%	137
		M	21	22	15	11		-100.0%	69
		N	1	2		2		-100.0%	5
<b>Interdisciplinary Studies: Social &amp; Nat Sci Skyline Pattern</b>		Total	59	70	53	29		-100.0%	211
<b>Interdisciplinary Studies: Social &amp; Nat Sci UC IGETC Pattern</b>	Associate in Arts	F				1			1
		M				1			1
<b>Interdisciplinary Studies: Social &amp; Nat Sci UC IGETC Pattern</b>		Total				2			2
<b>Journalism</b>	Associate in Arts	F	1					-100.0%	1
		N			1				1
	Certificate of Achievement	F			1				1
		M			1				1
<b>Journalism</b>		Total	1		3			-100.0%	4
<b>Journalism (Associate Degree)</b>	Associate in Arts	F				1			1
<b>Journalism (Associate Degree)</b>		Total				1			1
<b>Journalism (Associate Degree- Transfer CSU)</b>	Associate in Arts-Transfer	F				1	1		2
<b>Journalism (Associate Degree- Transfer CSU)</b>		Total				1	1		2
<b>Journalism (Associate Degree- Transfer CSU or UC)</b>	Associate in Arts-Transfer	F				1			1
<b>Journalism (Associate Degree- Transfer CSU or UC)</b>		Total				1			1
<b>Journalism - Transfer CSUGE</b>	Associate in Arts-Transfer	F		1	1				2
<b>Journalism - Transfer CSUGE</b>		Total		1	1				2

## Degrees and Certificates Awarded (by Gender) 2015-2016 Through 2019-2020 Skyline College

Journalism - Transfer IGETC CSU	Associate in Arts-Transfer	F			1	1				2
		M			1	1				2
Journalism - Transfer IGETC CSU		Total			2	2				4
Kinesiology (Associate Degree-Transfer CSU)	Associate in Arts-Transfer	F					7	16		23
		M					3	11		14
Kinesiology (Associate Degree-Transfer CSU)		Total					10	27		37
Kinesiology (Associate Degree-Transfer CSU or UC)	Associate in Arts-Transfer	F					2	2		4
		M					5	6		11
Kinesiology (Associate Degree-Transfer CSU or UC)		Total					7	8		15
Kinesiology for Transfer, CSU-GE	Associate in Arts-Transfer	F	5	7	10	4			-100.0%	26
		M	12	17	6	3			-100.0%	38
		N		1						
Kinesiology for Transfer, CSU-GE		Total	17	25	16	7			-100.0%	65
Kinesiology for Transfer, IGETC-CSU	Associate in Arts-Transfer	F	1	3	5				-100.0%	9
		M	1	2	4				-100.0%	7
Kinesiology for Transfer, IGETC-CSU		Total	2	5	9				-100.0%	16
Liberal Arts (Ended Spring 2008)	Associate in Arts	F	1					1	0.0%	2
		M	1	1					-100.0%	2
		N		1						
Liberal Arts (Ended Spring 2008)		Total	2	2			1	-50.0%		5
Massage Therapy	Certificate of Achievement	F	12			7	1		-100.0%	20
		M	2						-100.0%	2
Massage Therapy		Total	14			7	1		-100.0%	22
Massage Therapy (Certificate)	Certificate of Achievement	F					6	7		13
		M					3	3		6
Massage Therapy (Certificate)		Total					9	10		19
Mathematics	Associate in Arts	F	2			1			-100.0%	3
		M	5	3	1	2			-100.0%	11
Mathematics		Total	7	3	2	2			-100.0%	14
Mathematics (Associate Degree)	Associate in Arts	F					1	1		2
		M					3	3		6
Mathematics (Associate Degree)		Total					4	4		8
Mathematics (Associate Degree-Transfer CSU)	Associate in Science-Transfer	F					1			1
		M					2	8		10

## Degrees and Certificates Awarded (by Gender) 2015-2016 Through 2019-2020 Skyline College

Mathematics (Associate Degree-Transfer CSU)		N					1			1
		Total					4	8		12
Mathematics (Associate Degree-Transfer CSU or UC)	Associate in Science-Transfer	F					4	12		16
		M					8	16		24
Mathematics (Associate Degree-Transfer CSU or UC)		Total					12	28		40
Mathematics for Transfer, CSU-GE	Associate in Science-Transfer	F	2	2	1				-100.0%	5
		M	3	3	2	2			-100.0%	10
Mathematics for Transfer, CSU-GE		Total	5	5	3	2			-100.0%	15
Mathematics for Transfer, IGETC CSU	Associate in Science-Transfer	F	1	1	3				-100.0%	5
		M	11	11	9	3			-100.0%	34
Mathematics for Transfer, IGETC CSU		Total	12	12	12	3			-100.0%	39
MEDA: Administrative Medical Assisting	Associate in Science	F		1	1	3				5
		M			1					1
MEDA: Administrative Medical Assisting		Total		1	2	3				6
MEDA: Administrative Medical Assisting Cert	Certificate of Achievement	F		4	3	3	2			12
		M			1	1				2
MEDA: Administrative Medical Assisting Cert		Total		4	4	4	2			14
MEDA: Medical Coding Certificate	Certificate of Achievement	F		3	6	1				10
		M			1	1				2
MEDA: Medical Coding Certificate		Total		3	7	2				12
MEDA: Medical Insurance Billing Cert	Certificate of Achievement	F		2	5	1				8
		M			1	1				2
MEDA: Medical Insurance Billing Cert		Total		2	6	2				10
Medical Transcriptionist Cert	Certificate Program	F	1						-100.0%	1
Medical Transcriptionist Cert		Total	1						-100.0%	1
Music	Associate in Arts	F	1	2					-100.0%	3
		M	4	1					-100.0%	5
Music		Total	5	3					-100.0%	8
Music (Associate Degree)	Associate in Arts	M					2			2
Music (Associate Degree)		Total					2			2
Music (Associate Degree-Transfer CSU)	Associate in Arts-Transfer	F					1			1
Music (Associate Degree-Transfer CSU)		Total					1			1

## Degrees and Certificates Awarded (by Gender) 2015-2016 Through 2019-2020 Skyline College

Music (Associate Degree-Transfer CSU or UC)	Associate in Arts-Transfer	F					1			1
		Total					1			1
Music (Associate Degree-Transfer CSU or UC)										
Music - Transfer CSUGE	Associate in Arts-Transfer	M	1						-100.0%	1
Music - Transfer CSUGE		Total	1						-100.0%	1
Natural Science	Associate in Science	F	16	8	14	3			-100.0%	41
		M	12	4	6	1			-100.0%	23
		Total	28	12	20	4			-100.0%	64
Natural Science (Associate Degree)	Associate in Science	F				12	4			16
		M				2	11			13
		Total				14	15			29
Network Engineering (Associate Degree)	Associate in Science	M				3	3			6
		N					1			1
		Total				3	4			7
Network Engineering Cert	Certificate Program	F	1						-100.0%	1
		M	1	1	1				-100.0%	3
		N				1				1
		Total	2	1	1	1			-100.0%	5
Network Engineering (Certificate)	Certificate Program	M					3			3
Network Engineering (Certificate)		Total					3			3
NETX: Advanced Computer User Support	Skill Certificate	M				1	1			2
		Total				1	1			2
NETX: Entry Level Computer User Support	Career Certificate	M			1					1
		N				1				1
		Total				1	1			2
NETX: Network Engineering	Associate in Science	M		1	4					5
NETX: Network Engineering		Total		1	4					5
NETX: Network Engineering Cert	Certificate Program	M			4	1				5
		Total			4	1				5
NETX: PC Configuration and Repair Cert	Career Certificate	F		1						1
		M		3	4	2				9
		N				1				1
		Total		4	4	3				11
NETX: Wiring and Installation Cert	Career Certificate	M		1	3					4

## Degrees and Certificates Awarded (by Gender) 2015-2016 Through 2019-2020 Skyline College

		N				1				1
<b>NETX: Wiring and Installation Cert</b>		<b>Total</b>		1	4					5
<b>NEXT: Basic Networking Cert</b>	Career Certificate	M		1	2					3
<b>NEXT: Basic Networking Cert</b>		<b>Total</b>		1	2					3
<b>Office Assistant (Certificate)</b>	Certificate of Achievement	F						1		1
<b>Office Assistant (Certificate)</b>		<b>Total</b>						1		1
<b>Paralegal, Legal Assistant</b>	Associate in Arts	F	5	6	4	2			-100.0%	17
		N		1						1
<b>Paralegal, Legal Assistant</b>		<b>Total</b>	5	7	4	2			-100.0%	18
<b>Paralegal, Legal Assistant (Associate Degree)</b>	Associate in Arts	F						3		3
		M				1				1
<b>Paralegal, Legal Assistant (Associate Degree)</b>		<b>Total</b>				1		3		4
<b>Paralegal, Legal Assistant (Certificate)</b>	Certificate of Achievement	F						4	4	8
		M							2	2
<b>Paralegal, Legal Assistant (Certificate)</b>		<b>Total</b>						4	6	10
<b>Paralegal, Legal Asst Cert</b>	Certificate Program	F		1						1
<b>Paralegal, Legal Asst Cert</b>		<b>Total</b>		1						1
<b>Paralegal/Legal Asstistant</b>	Certificate of Achievement	F	2	6	9	1			-100.0%	18
		M	1	1	4				-100.0%	6
<b>Paralegal/Legal Asstistant</b>		<b>Total</b>	3	7	13	1			-100.0%	24
<b>Philosophy (Associate Degree-Transfer CSU)</b>	Associate in Arts-Transfer	M						1		1
<b>Philosophy (Associate Degree-Transfer CSU)</b>		<b>Total</b>						1		1
<b>Physical Education</b>	Associate in Arts	F	1	1	1				-100.0%	3
		M	1						-100.0%	1
<b>Physical Education</b>		<b>Total</b>	2	1	1				-100.0%	4
<b>Physical Education (Associate Degree)</b>	Associate in Arts	F						1		1
<b>Physical Education (Associate Degree)</b>		<b>Total</b>						1		1
<b>Physics (Associate Degree-Transfer CSU)</b>	Associate in Science-Transfer	F						1		1
		M						3		3
		N						1		1
<b>Physics (Associate Degree-Transfer CSU)</b>		<b>Total</b>						1	4	5
<b>Physics (Associate Degree-Transfer CSU or UC)</b>	Associate in Science-Transfer	F					2	7		9
		M					9	12		21
		N						1		1
<b>Physics (Associate Degree-Transfer CSU or UC)</b>		<b>Total</b>					11	20		31



## Degrees and Certificates Awarded (by Gender) 2015-2016 Through 2019-2020 Skyline College

Physics: Physics for Transfer, CSUGE	Associate in Science-Transfer	M	3	2	1	1		-100.0%	7
		Total	3	2	1	1		-100.0%	7
Physics: Physics for Transfer, IGETC CSU	Associate in Science-Transfer	F		1					1
		M	4	6	7	2		-100.0%	19
		Total	4	7	7	2		-100.0%	20
Political Science AAT - CSU GE	Associate in Arts-Transfer	F				1			1
Political Science AAT - CSU GE		Total				1			1
Political Science (Associate Degree-Transfer CSU)	Associate in Arts-Transfer	F				1	1		2
		M					2		2
		Total				1	3		4
Political Science (Associate Degree-Transfer UC)	Associate in Arts-Transfer	F				3	4		7
Political Science (Associate Degree-Transfer UC)		Total				3	4		7
Psychology	Associate in Arts	F	3	7	4	3		-100.0%	17
		M	1	1	1			-100.0%	3
		N			1				1
		Total	4	8	6	3		-100.0%	21
Psychology (Associate Degree)	Associate in Arts	F				6	3		9
		M				2	1		3
		Total				8	4		12
Psychology (Associate Degree-Transfer CSU)	Associate in Arts-Transfer	F				21	40		61
		M				16	21		37
		N					1		1
Psychology (Associate Degree-Transfer CSU)		Total				37	62		99
Psychology (Associate Degree-Transfer CSU or UC)	Associate in Arts-Transfer	F				15	31		46
		M				5	8		13
		N					1		1
Psychology (Associate Degree-Transfer CSU or UC)		Total				20	40		60
Psychology for Transfer, CSU-GE	Associate in Arts-Transfer	F	18	25	39	22		-100.0%	104
		M	12	19	10	6		-100.0%	47
		N	2					-100.0%	2
		Total	32	44	49	28		-100.0%	153
Psychology for Transfer, IGETC CSU	Associate in Arts-Transfer	F	14	21	23	10		-100.0%	68
		M	6	2	6	1		-100.0%	15

## Degrees and Certificates Awarded (by Gender) 2015-2016 Through 2019-2020 Skyline College

Psychology for Transfer, IGETC CSU		N	1	2				-100.0%	3
	<b>Total</b>		21	25	29	11		-100.0%	86
Public Health Science (Associate Degree-Transfer CSU)	Associate in Science-Transfer	F					2		2
Public Health Science (Associate Degree-Transfer CSU)	<b>Total</b>						2		2
Respiratory Care	Associate in Science	F	10	12	17	1		-100.0%	40
		M	10	8	1			-100.0%	19
Respiratory Care	<b>Total</b>		20	20	18	1		-100.0%	59
Respiratory Care (Associate Degree)	Associate in Science	F				14	12		26
		M				11	5		16
		N				1	1		2
Respiratory Care (Associate Degree)	<b>Total</b>					26	18		44
Respiratory Care (Bachelor Degree CSU)	Bachelor of Science	F				2			2
		M				4			4
Respiratory Care (Bachelor Degree CSU)	<b>Total</b>					6			6
Respiratory Care Bachelor of Science	Bachelor of Science	F			10				10
		M			7				7
		N			1				1
Respiratory Care Bachelor of Science	<b>Total</b>				18				18
Sociology (Associate Degree-Transfer CSU)	Associate in Arts-Transfer	F					5		5
		M				1	3		4
Sociology (Associate Degree-Transfer CSU)	<b>Total</b>					1	8		9
Sociology (Associate Degree-Transfer CSU or UC)	Associate in Arts-Transfer	F				2	7		9
		M				3			3
Sociology (Associate Degree-Transfer CSU or UC)	<b>Total</b>					5	7		12
Sociology:CSU Transfer	Associate in Arts-Transfer	F			1				1
Sociology:CSU Transfer	<b>Total</b>				1				1
Solar Energy Technology	Certificate of Specialization	F			1				1
		M	1	1	2	1		-100.0%	5
Solar Energy Technology	<b>Total</b>		1	1	3	1		-100.0%	6
Solar Energy Technology: Solar Installation	Skill Certificate	F			1				1
		M	3		1	2		-100.0%	6
Solar Energy Technology: Solar Installation	<b>Total</b>		3		2	2		-100.0%	7

## Degrees and Certificates Awarded (by Gender) 2015-2016 Through 2019-2020 Skyline College

Spanish	Associate in Arts	F	4	1	1	1	-100.0%	7
		M			2			2
Spanish		Total	4	1	3	1	-100.0%	9
Spanish (Associate Degree-Transfer CSU or UC)	Associate in Arts-Transfer	F				2	1	3
		Total				2	1	3
Spanish - Transfer CSU GE	Associate in Arts-Transfer	F	2	1	4		-100.0%	7
		Total	2	1	4		-100.0%	7
Speech Communication (Ended Spring 2011)	Associate in Arts	M			1			1
		Total			1			1
Studio Arts (Associate Degree-Transfer CSU)	Associate in Arts-Transfer	F				2	4	6
		M				1	1	2
		N				1	1	2
Studio Arts (Associate Degree-Transfer CSU)		Total				4	6	10
Surgical Technology: AS Degree Skyline	Associate in Science	F		5	2			7
		M	1	1	3		-100.0%	5
		Total	1	6	5		-100.0%	12
Surgical Technology (Associate Degree)	Associate in Science	F				4	4	8
		M				2	2	4
Surgical Technology (Associate Degree)		Total				6	6	12
Surgical Technology: Central Service Technology (Ended Spring 2013)	Career Certificate	F		1	1			2
		M			1			1
Surgical Technology: Central Service Technology (Ended Spring 2013)		Total		1	2			3
Surgical Technology: Central Service Tech With Clinical Practice	Career Certificate	F			1			1
		M	1		1		-100.0%	2
		Total	1		2		-100.0%	3
Surgical Technology (Certificate)	Certificate of Achievement	F				6	2	8
		M					2	2
Surgical Technology (Certificate)		Total				6	4	10
Surgical Technology: Certificate Skyline	Certificate of Achievement	F	4	5	11		-100.0%	20
		M	5	1	8		-100.0%	14

## Degrees and Certificates Awarded (by Gender) 2015-2016 Through 2019-2020 Skyline College

<b>Surgical Technology: Certificate Skyline</b>		Total	9	6	19			-100.0%	34
<b>Telecom &amp; Network Info Tech: Basic Networking</b>	Certificate of Specialization	F	1					-100.0%	1
<b>Telecom &amp; Network Info Tech: Basic Networking</b>		Total	1					-100.0%	1
<b>Telecom &amp; Network Info Tech: Network Engineering</b>	Associate in Science	F	1					-100.0%	1
		M	4	3	11	4	1	-75.0%	23
		N		1					1
	Certificate of Achievement	F			1				1
		M	1		2	1		-100.0%	4
<b>Telecom &amp; Network Info Tech: Network Engineering</b>		Total	6	4	13	5	1	-83.3%	29
<b>Telecom &amp; Network Info Tech: PC Configuration &amp; Repair</b>	Skill Certificate	F	1					-100.0%	1
		M					2		2
<b>Telecom &amp; Network Info Tech: PC Configuration &amp; Repair</b>		Total	1				2	100.0%	3
<b>Telecom &amp; Network Info Tech: Telecom &amp; Wireless Tech (Ended Spring 2013)</b>	Associate in Science	M	1					-100.0%	1
		Total	1					-100.0%	1
<b>Telecom &amp; Network Info Tech: Wiring &amp; Installation</b>	Certificate of Specialization	F		1					1
		Total		1					1
	Total Awards:		1,220	1,327	1,283	1,444	1,338	9.7%	6,612
	Total Completers (Unduplicated):		921	1,027	991	1,073	1,022	11.0%	4,507
	Total Bachelor Completers (Unduplicated):				18	6			24
	Total Degree Completers (Unduplicated):		587	690	650	745	731	24.5%	3,240
	Total Certificate Completers (Unduplicated):		356	365	358	351	314	-11.8%	1,469

## Degrees and Certificates Awarded (by Age) 2015-2016 Through 2019-2020 Skyline College

	Award Type	Age	2015-2016	2016-2017	2017-2018	2018-2019	2019-2020	% Change 2015-2016 to 2019-2020	Total
Accounting	Associate in Science	Age 18 - 22	4	1	1			-100.0%	6
		Age 23 - 28	5	5	4			-100.0%	14
		Age 29 - 39	5	4	3	2		-100.0%	14
		Age 40 - 49	3	1		2		-100.0%	6
		Age 50 - 59		1					1
Accounting	Associate in Science	Total	17	12	8	4	-100.0%	41	
Accounting	Certificate of Achievement	Age 18 - 22		1	1				2
		Age 23 - 28	1	4	3	2		-100.0%	10
		Age 29 - 39	1	4	3	2		-100.0%	10
		Age 40 - 49	3	2	5	4		-100.0%	14
		Age 50 - 59		1	1	1			3
		Age 60 +			1				1
Accounting	Certificate of Achievement	Total	5	12	14	9	-100.0%	40	
Accounting (Associate Degree)	Associate in Science	Age 18 - 22				3	4		7
		Age 23 - 28				3			3
		Age 29 - 39				4			4
		Age 40 - 49				1			1
Accounting (Associate Degree)	Associate in Science	Total				11	4	15	
Accounting (Certificate)	Certificate of Achievement	Age 18 - 22					1		1
		Age 29 - 39				2	1		3
		Age 40 - 49					1		1
Accounting (Certificate)	Certificate of Achievement	Total				2	3	5	
Accounting Computer Specialist	Career Certificate	Age 18 - 22					1		1
		Age 40 - 49					1		1
Accounting Computer Specialist	Career Certificate	Total					2	2	
Accounting: Computer Specialist	Career Certificate	Age 18 - 22				1			1
		Age 23 - 28		3					3
		Age 40 - 49		1	1				2
		Age 50 - 59	2		1			-100.0%	3
		Age 60 +	1					-100.0%	1
Accounting: Computer Specialist	Career Certificate	Total	3	4	2	1	-100.0%	10	
Accounting: Indv. Tax Preparer	Career Certificate	Age 29 - 39		1				1	
Accounting: Indv. Tax Preparer	Career Certificate	Total		1				1	
Administration of Justice	Associate in Arts	Age 18 - 22	6	4	1			-100.0%	11
		Age 23 - 28	7	2	5			-100.0%	14
		Age 29 - 39	1	1	1			-100.0%	3
		Age 40 - 49	1	2				-100.0%	3
		Age 50 - 59	1					-100.0%	1
Administration of Justice	Associate in Arts	Total	16	9	7		-100.0%	32	
	Certificate of Achievement	Age 18 - 22	4	3	1			-100.0%	8
		Age 23 - 28	3	4	5	2		-100.0%	14

## Degrees and Certificates Awarded (by Age) 2015-2016 Through 2019-2020 Skyline College

Administration of Justice	Certificate of Achievement	Age 29 - 39	1					-100.0%	1	
		Age 50 - 59				1			1	
		Age 60 +	1						-100.0%	1
		<b>Total</b>	<b>9</b>	<b>7</b>	<b>6</b>	<b>3</b>			<b>-100.0%</b>	<b>25</b>
Administration of Justice (Associate Degree)	Associate in Arts	Age 18 - 22				2	1		3	
		Age 23 - 28				1	2		3	
		Age 29 - 39				1	2		3	
		Age 40 - 49					1		1	
Administration of Justice (Associate Degree)	Associate in Arts	<b>Total</b>				<b>4</b>	<b>6</b>		<b>10</b>	
Administration of Justice (Associate Degree-Transfer CSU)	Associate in Science-Transfer	Age 18 - 22				9	12		21	
		Age 23 - 28				2	9		11	
		Age 29 - 39					1		1	
		<b>Total</b>				<b>11</b>	<b>22</b>		<b>33</b>	
Administration of Justice (Associate Degree-Transfer CSU or UC)	Associate in Science-Transfer	Age 18 - 22				2	3		5	
		Age 23 - 28				1	3		4	
		Age 29 - 39					2		2	
		<b>Total</b>				<b>3</b>	<b>8</b>		<b>11</b>	
Administration of Justice Studies (Certificate)	Certificate of Achievement	Age 18 - 22				2			2	
		Age 23 - 28				2			2	
		Age 29 - 39					1		1	
		<b>Total</b>				<b>4</b>	<b>1</b>		<b>5</b>	
Administration of Justice - Transfer CSU GE	Associate in Science-Transfer	Age 18 - 22	13	12	15	7		-100.0%	47	
		Age 23 - 28	8	10	4	4		-100.0%	26	
		Age 29 - 39	2		2			-100.0%	4	
		Age 40 - 49	1					-100.0%	1	
Administration of Justice - Transfer CSU GE	Associate in Science-Transfer	<b>Total</b>	<b>24</b>	<b>22</b>	<b>21</b>	<b>11</b>		<b>-100.0%</b>	<b>78</b>	
Administration of Justice - Transfer IGETC CSU	Associate in Science-Transfer	Age 18 - 22	3	2	2	2		-100.0%	9	
		Age 23 - 28		1	1	2			4	
		<b>Total</b>	<b>3</b>	<b>3</b>	<b>3</b>	<b>4</b>		<b>-100.0%</b>	<b>13</b>	
Adm. of Justice Certificate	Certificate Program	Age 29 - 39	1					-100.0%	1	
Adm. of Justice Certificate	Certificate Program	<b>Total</b>	<b>1</b>					<b>-100.0%</b>	<b>1</b>	

## Degrees and Certificates Awarded (by Age) 2015-2016 Through 2019-2020 Skyline College

Advanced Computer User Support	Career Certificate	Age 23 - 28					2			2	
		Age 29 - 39					1			1	
		Age 40 - 49						1			1
Advanced Computer User Support	Career Certificate	Total					3	1		4	
Allied Health Science	Associate in Science	Age 18 - 22	34	34	38	22		-100.0%		128	
		Age 23 - 28	22	33	36	12		-100.0%		103	
		Age 29 - 39	12	22	11	16		-100.0%		61	
		Age 40 - 49	2	3	3	3		-100.0%		11	
		Age 50 - 59	1	1		2		-100.0%		4	
Allied Health Science	Associate in Science	Total	71	93	88	55		-100.0%		307	
Allied Health Science (Associate Degree)	Associate in Science	Age 18 - 22				18	47			65	
		Age 23 - 28				18	29			47	
		Age 29 - 39				11	15			26	
		Age 40 - 49				3	4			7	
		Age 50 - 59					1			1	
Allied Health Science (Associate Degree)	Associate in Science	Total				50	96			146	
Anesthesia Technology (Associate Degree)	Associate in Science	Age 23 - 28					3			3	
		Age 29 - 39					3			3	
		Age 50 - 59						1			1
Anesthesia Technology (Associate Degree)	Associate in Science	Total					7			7	
Anesthesia Technology (Certificate)	Certificate of Achievement	Age 23 - 28					1			1	
		Age 29 - 39					2			2	
		Age 40 - 49					2				2
		Age 50 - 59						2			2
		Total						7			7
Anthropology (Associate Degree-Transfer CSU)	Associate in Arts-Transfer	Age 18 - 22					1			1	
		Age 23 - 28				1				1	
		Age 29 - 39					1				1
Anthropology (Associate Degree-Transfer CSU)	Associate in Arts-Transfer	Total				1	2			3	
Anthropology (Associate Degree-Transfer CSU or UC)	Associate in Arts-Transfer	Age 18 - 22				1	3			4	
		Age 23 - 28					1			1	
Anthropology (Associate Degree-Transfer CSU or UC)	Associate in Arts-Transfer	Total				1	4			5	
Anthropology - Transfer CSUGE	Associate in Arts-Transfer	Age 18 - 22	2		3				-100.0%	5	

## Degrees and Certificates Awarded (by Age) 2015-2016 Through 2019-2020 Skyline College

Anthropology - Transfer CSUGE	Associate in Arts-Transfer	Age 23 - 28	1	1		1		-100.0%	3
		Age 29 - 39			1				1
		Age 50 - 59		1					1
		<b>Total</b>	<b>3</b>	<b>2</b>	<b>4</b>	<b>1</b>		<b>-100.0%</b>	<b>10</b>
Anthropology - Transfer IGETC/ CSU GE	Associate in Arts-Transfer	Age 18 - 22		1	1				2
		Age 23 - 28			1				1
		Age 40 - 49				1			1
		<b>Total</b>		<b>1</b>	<b>2</b>	<b>1</b>			<b>4</b>
Art	Associate in Arts	Age 18 - 22	2	3	4	2		-100.0%	11
		Age 23 - 28	2	4	5	1		-100.0%	12
		Age 29 - 39		1					1
		Age 50 - 59	1			1		-100.0%	2
		Age 60 +	1					-100.0%	1
		<b>Total</b>	<b>6</b>	<b>8</b>	<b>9</b>	<b>4</b>		<b>-100.0%</b>	<b>27</b>
Art (Associate Degree)	Associate in Arts	Age 18 - 22				2	3		5
		Age 23 - 28					3		3
Art (Associate Degree)	Associate in Arts	<b>Total</b>				<b>2</b>	<b>6</b>		<b>8</b>
Art History (Associate Degree- Transfer CSU)	Associate in Arts-Transfer	Age 18 - 22					3		3
Art History (Associate Degree- Transfer CSU)	Associate in Arts-Transfer	<b>Total</b>					<b>3</b>		<b>3</b>
Art History (Associate Degree- Transfer CSU or UC)	Associate in Arts-Transfer	Age 18 - 22				1			1
		Age 23 - 28					1		1
		<b>Total</b>				<b>1</b>	<b>1</b>		<b>2</b>
Art History - Transfer CSU GE	Associate in Arts-Transfer	Age 18 - 22			1			1	
Art History - Transfer CSU GE	Associate in Arts-Transfer	<b>Total</b>			<b>1</b>			<b>1</b>	
Art - Studio Art - Transfer CSU GE	Associate in Arts-Transfer	Age 18 - 22			1				1
		Age 23 - 28			1				1
		Age 29 - 39			1	1			2
		<b>Total</b>			<b>3</b>	<b>1</b>			<b>4</b>
Art - Studio Art - Transfer IGETC CSU	Associate in Arts-Transfer	Age 18 - 22		1				1	
Art - Studio Art - Transfer IGETC CSU	Associate in Arts-Transfer	<b>Total</b>		<b>1</b>				<b>1</b>	
Auto Adv Engine Perf Tech Cert	Certificate Program	Age 18 - 22				1			1
		Age 29 - 39			1				1
		<b>Total</b>			<b>1</b>	<b>1</b>			<b>2</b>
Auto Engine Perf Tech Cert	Certificate Program	Age 23 - 28			1			1	
Auto Engine Perf Tech Cert	Certificate Program	<b>Total</b>			<b>1</b>			<b>1</b>	



## Degrees and Certificates Awarded (by Age) 2015-2016 Through 2019-2020 Skyline College

Auto Engines Technology Cert	Certificate Program	Age 18 - 22			1				1
Auto Engines Technology Cert	<b>Certificate Program</b>	<b>Total</b>			<b>1</b>				<b>1</b>
Automotive Advanced Engine Performance Technology (Certificate)	Certificate of Achievement	Age 18 - 22			6		1		7
		Age 23 - 28			3		2		5
		Age 29 - 39			1				1
		Age 50 - 59			1				1
	<b>Certificate of Achievement</b>	<b>Total</b>			<b>11</b>		<b>3</b>		<b>14</b>
Automotive Chassis, Alignment & Brake Technology (Certificate)	Certificate of Achievement	Age 18 - 22			10		10		20
		Age 23 - 28			1		17		18
		Age 29 - 39			1				1
		Age 40 - 49			2				2
	<b>Certificate of Achievement</b>	<b>Total</b>			<b>14</b>		<b>27</b>		<b>41</b>
Automotive Drive Train Technology (Certificate)	Certificate of Achievement	Age 18 - 22			11		21		32
		Age 23 - 28			9		3		12
		Age 29 - 39			1		1		2
	<b>Certificate of Achievement</b>	<b>Total</b>			<b>21</b>		<b>25</b>		<b>46</b>
Automotive Electricity/ Electronics (Certificate)	Certificate of Achievement	Age 18 - 22			13		22		35
		Age 23 - 28			5		10		15
		Age 29 - 39			2		2		4
		Age 40 - 49					1		1
	<b>Certificate of Achievement</b>	<b>Total</b>			<b>20</b>		<b>35</b>		<b>54</b>
Automotive Engine Performance Technology (Certificate)	Certificate of Achievement	Age 18 - 22					7		7
		Age 23 - 28					11		11
		Age 29 - 39					1		1
	<b>Certificate of Achievement</b>	<b>Total</b>					<b>19</b>		<b>19</b>
Automotive Engines Technology (Certificate)	Certificate of Achievement	Age 18 - 22			13		20		33
		Age 23 - 28			5		9		14
		Age 29 - 39					2		2

## Degrees and Certificates Awarded (by Age) 2015-2016 Through 2019-2020 Skyline College

Automotive Engines Technology (Certificate)		Age 40 - 49					1		1			
	Certificate of Achievement	Total					19	31	49			
Automotive Technician - Entry Level	Certificate of Specialization	Age 18 - 22		8	4				12			
		Age 23 - 28		2					2			
		Age 29 - 39		1						1		
		Age 50 - 59		1						1		
Automotive Technician - Entry Level	Certificate of Specialization	Total		12	4				16			
Automotive Technician - Entry Level (Certificate)	Certificate of Specialization	Age 18 - 22					1		1			
		Age 23 - 28					1		1			
		Age 29 - 39						1		1		
Automotive Technician - Entry Level (Certificate)	Certificate of Specialization	Total				2	1		3			
Automotive Technology	Associate in Science	Age 18 - 22		1	1	1			3			
		Age 23 - 28	4	1	6	1		-100.0%	12			
		Age 29 - 39			1					1		
		Age 50 - 59	1						-100.0%	1		
Automotive Technology	Associate in Science	Total	5	2	8	2		-100.0%	17			
Automotive Technology: Advanced Engine Performance Tech	Certificate of Achievement	Age 18 - 22	2	12	4				-100.0%	18		
		Age 23 - 28	4	9	6				-100.0%	19		
		Age 29 - 39	4	3	2				-100.0%	9		
		Age 40 - 49	1							-100.0%	1	
		Age 50 - 59	1							-100.0%	1	
Automotive Technology: Advanced Engine Performance Tech	Certificate of Achievement	Total	12	24	12				-100.0%	48		
Automotive Technology: Asian Engine Performance Tech	Certificate of Achievement	Age 18 - 22	7			5				-100.0%	12	
		Age 23 - 28	5	7	1	4				-100.0%	16	
		Age 29 - 39		1		1					2	
		Age 40 - 49	1								-100.0%	1
		Age 50 - 59	1								-100.0%	1
Automotive Technology: Asian Engine Performance Tech	Certificate of Achievement	Total	14	8	1	10				-100.0%	32	
Automotive Technology (Associate Degree)	Associate in Science	Age 18 - 22				1				1		
		Age 23 - 28				3	4			7		
		Age 29 - 39				2				2		
Automotive Technology (Associate Degree)	Associate in Science	Total				6	4			10		

## Degrees and Certificates Awarded (by Age) 2015-2016 Through 2019-2020 Skyline College

<b>Automotive Technology: Chassis Technology</b>	Certificate of Achievement	Age 18 - 22	29	17	7	2	-100.0%	55
		Age 23 - 28	11	10	1	2	-100.0%	24
		Age 29 - 39	2	2	1	1	-100.0%	6
		Age 40 - 49		1	1			2
<b>Automotive Technology: Chassis Technology</b>	<b>Certificate of Achievement</b>	<b>Total</b>	<b>42</b>	<b>30</b>	<b>10</b>	<b>5</b>	<b>-100.0%</b>	<b>87</b>
<b>Automotive Technology: Drive Train Technology</b>	Certificate of Achievement	Age 18 - 22	20	16	17	11	-100.0%	64
		Age 23 - 28	9	9	6		-100.0%	24
		Age 29 - 39	6	2	1		-100.0%	9
		Age 40 - 49		1	2	1		4
		Age 50 - 59			1			1
<b>Automotive Technology: Drive Train Technology</b>	<b>Certificate of Achievement</b>	<b>Total</b>	<b>35</b>	<b>28</b>	<b>27</b>	<b>12</b>	<b>-100.0%</b>	<b>102</b>
<b>Automotive Technology: Electricity/Electronics</b>	Certificate of Achievement	Age Under 18	1				-100.0%	1
		Age 18 - 22	24	12	13	13	-100.0%	62
		Age 23 - 28	16	8	8	6	-100.0%	38
		Age 29 - 39	9		2		-100.0%	11
		Age 40 - 49	1		2		-100.0%	3
		Age 50 - 59	1		1		-100.0%	2
<b>Automotive Technology: Electricity/Electronics</b>	<b>Certificate of Achievement</b>	<b>Total</b>	<b>52</b>	<b>20</b>	<b>26</b>	<b>19</b>	<b>-100.0%</b>	<b>117</b>
<b>Automotive Technology: Engine Performance</b>	Certificate of Achievement	Age 18 - 22	3	9	4	7	-100.0%	23
		Age 23 - 28	6	7	6	3	-100.0%	22
		Age 29 - 39	4	3	2	1	-100.0%	10
		Age 40 - 49	1				-100.0%	1
		Age 50 - 59				1		1
<b>Automotive Technology: Engine Performance</b>	<b>Certificate of Achievement</b>	<b>Total</b>	<b>14</b>	<b>19</b>	<b>12</b>	<b>12</b>	<b>-100.0%</b>	<b>57</b>
<b>Automotive Technology: Engines Technology</b>	Certificate of Achievement	Age Under 18	1				-100.0%	1
		Age 18 - 22	21	21	6	14	-100.0%	62
		Age 23 - 28	13	9	4	3	-100.0%	29
		Age 29 - 39	4	2	1	1	-100.0%	8
		Age 40 - 49	1			2	-100.0%	3
		Age 50 - 59		1		1		2
<b>Automotive Technology: Engines Technology</b>	<b>Certificate of Achievement</b>	<b>Total</b>	<b>40</b>	<b>33</b>	<b>11</b>	<b>21</b>	<b>-100.0%</b>	<b>105</b>
<b>Automotive Technology: Technician</b>	Associate in Science	Age 18 - 22	1				-100.0%	1

## Degrees and Certificates Awarded (by Age) 2015-2016 Through 2019-2020 Skyline College

Automotive Technology: Technician	Associate in Science	Age 23 - 28	1		1		-100.0%	2	
		Age 29 - 39	1				-100.0%	1	
		<b>Total</b>	<b>3</b>		<b>1</b>		<b>-100.0%</b>	<b>4</b>	
Basic Digital Filmmaking (Certificate)	Certificate of Specialization	Age 23 - 28					1	1	
Basic Digital Filmmaking (Certificate)	Certificate of Specialization	<b>Total</b>					<b>1</b>	<b>1</b>	
Biology (Associate Degree- Transfer CSU)	Associate in Science-Transfer	Age 18 - 22			1		3	4	
		Age 23 - 28			4		3	7	
		Age 29 - 39					1	1	
Biology (Associate Degree- Transfer CSU)	Associate in Science-Transfer	<b>Total</b>			<b>5</b>		<b>7</b>	<b>12</b>	
Biology (Associate Degree- Transfer UC)	Associate in Science-Transfer	Age 18 - 22			8		5	13	
		Age 23 - 28			2		1	3	
		Age 29 - 39					1	1	
Biology (Associate Degree- Transfer UC)	Associate in Science-Transfer	<b>Total</b>			<b>10</b>		<b>7</b>	<b>17</b>	
Biology AST- CSUGE	Associate in Science-Transfer	Age 18 - 22			1		1	2	
		Age 23 - 28			1			1	
Biology AST- CSUGE	Associate in Science-Transfer	<b>Total</b>			<b>2</b>		<b>1</b>	<b>3</b>	
Biology AST-IGETC	Associate in Science-Transfer	Age 18 - 22			2			2	
		<b>Total</b>			<b>2</b>			<b>2</b>	
Biotechnology	Associate in Science	Age 18 - 22	2	2			-100.0%	4	
		Age 23 - 28	1			1		-100.0%	2
		Age 29 - 39	2					-100.0%	2
Biology	Associate in Science	<b>Total</b>	<b>5</b>	<b>2</b>		<b>1</b>	<b>-100.0%</b>	<b>8</b>	
Biotechnology (Associate Degree)	Associate in Science	Age 23 - 28				1		1	
		<b>Total</b>				<b>1</b>		<b>1</b>	
Biotechnology: Entry Level Biotechnology Manufacturing (Ended Spring 2013)	Career Certificate	Age 40 - 49			1			1	
		<b>Total</b>			<b>1</b>			<b>1</b>	
Biotechnology Manufacturing Assistant	Certificate of Achievement	Age 18 - 22					1	1	
		Age 23 - 28				1		1	
		Age 29 - 39				1		1	
Biology Manufacturing Assistant	Certificate of Achievement	<b>Total</b>			<b>2</b>		<b>1</b>	<b>3</b>	
Biotechnology Mnft Tech. - AS	Associate in Science	Age 23 - 28					1	1	
		Age 29 - 39					1	1	
Biology Mnft Tech. - AS	Associate in Science	<b>Total</b>				<b>2</b>		<b>2</b>	

## Degrees and Certificates Awarded (by Age) 2015-2016 Through 2019-2020 Skyline College

<b>Business Administration (Associate Degree-Transfer CSU)</b>	Associate in Science-Transfer	Age 18 - 22				26	25		51
		Age 23 - 28				14	26		40
		Age 29 - 39				3	6		9
		Age 40 - 49				1			1
		Age 50 - 59					1		1
<b>Business Administration (Associate Degree-Transfer CSU)</b>	<b>Associate in Science-Transfer</b>	<b>Total</b>				<b>44</b>	<b>58</b>		<b>102</b>
<b>Business Administration (Associate Degree-Transfer CSU or UC)</b>	Associate in Science-Transfer	Age 18 - 22				23	47		70
		Age 23 - 28				4	16		20
		Age 29 - 39				2	6		8
		Age 40 - 49					4		4
<b>Business Administration (Associate Degree-Transfer CSU or UC)</b>	<b>Associate in Science-Transfer</b>	<b>Total</b>				<b>29</b>	<b>73</b>		<b>102</b>
<b>Business Administration Cert</b>	Certificate Program	Age 18 - 22		1		1			2
		Age 23 - 28			5				5
		Age 29 - 39			1	1			2
<b>Business Administration Cert</b>	<b>Certificate Program</b>	<b>Total</b>		<b>1</b>	<b>6</b>	<b>2</b>		<b>9</b>	
<b>Business Administration (Certificate)</b>	Certificate of Achievement	Age 18 - 22				3	6		9
		Age 23 - 28				2	2		4
		Age 29 - 39				1	3		4
		Age 60 +					1		1
<b>Business Administration (Certificate)</b>	<b>Certificate of Achievement</b>	<b>Total</b>				<b>6</b>	<b>12</b>		<b>18</b>
<b>Business: Administrative Assistant ( Ended Spring 2012 )</b>	Associate in Science	Age 23 - 28	1	1				-100.0%	2
		Age 50 - 59		1					1
<b>Business: Administrative Assistant ( Ended Spring 2012 )</b>	<b>Associate in Science</b>	<b>Total</b>	<b>1</b>	<b>2</b>				<b>-100.0%</b>	<b>3</b>
<b>Business: Administrative Assistant ( Ended Spring 2012 )</b>	Certificate of Achievement	Age 23 - 28	1					-100.0%	1
		<b>Total</b>	<b>1</b>					<b>-100.0%</b>	<b>1</b>
<b>Business: Asian Business Practices</b>	Certificate of Achievement	Age 23 - 28		1					1
		Age 40 - 49	1	1				-100.0%	2
		Age 60 +			1				1
<b>Business: Asian Business Practices</b>	<b>Certificate of Achievement</b>	<b>Total</b>	<b>1</b>	<b>2</b>	<b>1</b>		<b>-100.0%</b>	<b>4</b>	

## Degrees and Certificates Awarded (by Age) 2015-2016 Through 2019-2020 Skyline College

<b>Business: Business Admin. for Transfer, CSUGE</b>	Associate in Science-Transfer	Age 18 - 22	24	22	27	10	-100.0%	83
		Age 23 - 28	20	25	26	9	-100.0%	80
		Age 29 - 39	9	8	5	5	-100.0%	27
		Age 40 - 49		3	1	1		5
		Age 50 - 59		1				1
<b>Business: Business Admin. for Transfer, CSUGE</b>	<b>Associate in Science-Transfer</b>	<b>Total</b>	<b>53</b>	<b>59</b>	<b>59</b>	<b>25</b>	<b>-100.0%</b>	<b>196</b>
<b>Business: Business Admin. for Transfer, IGETC-CSU</b>	Associate in Science-Transfer	Age 18 - 22	18	25	36	8	-100.0%	87
		Age 23 - 28	6	11	21	7	-100.0%	45
		Age 29 - 39	3	3	2	2	-100.0%	10
		Age 40 - 49		2				2
<b>Business: Business Admin. for Transfer, IGETC-CSU</b>	<b>Associate in Science-Transfer</b>	<b>Total</b>	<b>27</b>	<b>41</b>	<b>59</b>	<b>17</b>	<b>-100.0%</b>	<b>144</b>
<b>Business: Business Administration</b>	Certificate of Achievement	Age 18 - 22	1	1	3		-100.0%	5
		Age 23 - 28	1	1	3		-100.0%	5
		Age 29 - 39		1		1		2
		Age 40 - 49	1				-100.0%	1
<b>Business: Business Administration</b>	<b>Certificate of Achievement</b>	<b>Total</b>	<b>3</b>	<b>3</b>	<b>6</b>	<b>1</b>	<b>-100.0%</b>	<b>13</b>
<b>Business: Business Administration (Ended Spring 2013)</b>	Associate in Science	Age 23 - 28	1	3			-100.0%	4
		Age 29 - 39				1		1
		Age 40 - 49	2	4			-100.0%	6
<b>Business: Business Administration (Ended Spring 2013)</b>	<b>Associate in Science</b>	<b>Total</b>	<b>3</b>	<b>7</b>		<b>1</b>	<b>-100.0%</b>	<b>11</b>
<b>Business: Business Information Systems ( Ended Spring 2012 )</b>	<b>Associate in Science</b>	<b>Age 50 - 59</b>		1				1
<b>Business: Business Information Systems ( Ended Spring 2012 )</b>	<b>Associate in Science</b>	<b>Total</b>		1				1
<b>Business: Business Management</b>	Associate in Science	Age 18 - 22		1		1		2
		Age 23 - 28		1	1			2
		Age 29 - 39		1	2	1		4
		Age 40 - 49	1			1	-100.0%	2
<b>Business: Business Management</b>	<b>Associate in Science</b>	<b>Total</b>	<b>1</b>	<b>3</b>	<b>3</b>	<b>3</b>	<b>-100.0%</b>	<b>10</b>
<b>Business: Business Management</b>	Certificate of Achievement	Age 23 - 28		1		3		4
		Age 40 - 49	1				-100.0%	1
		<b>Total</b>	<b>1</b>	<b>1</b>		<b>3</b>	<b>-100.0%</b>	<b>5</b>

## Degrees and Certificates Awarded (by Age) 2015-2016 Through 2019-2020 Skyline College

Business: Computer Information Specialist	Certificate of Achievement	Age 18 - 22		1					1
		Age 23 - 28	1					-100.0%	1
		Age 29 - 39		1					1
Business: Computer Information Specialist	Certificate of Achievement	Total	1	2				-100.0%	3
Business: Computer Information Specialist ( Ended Spring 2012 )	Associate in Science	Age 23 - 28	1					-100.0%	1
		Age 50 - 59		1					1
		Associate in Science	Total	1	1				-100.0%
Business: Entrepreneurship	Certificate of Specialization	Age 23 - 28	2					-100.0%	2
Age 40 - 49				1				1	
Business: Entrepreneurship	Certificate of Specialization	Total	2		1			-100.0%	3
Business: Entrepreneurship and Small Business Management	Certificate of Achievement	Age 23 - 28			2				2
		Age 29 - 39			1	1			2
		Certificate of Achievement	Total			3	1		
Business: International Business	Certificate of Achievement	Age 23 - 28			1				1
		Age 29 - 39		1	1				2
		Age 40 - 49	1		1			-100.0%	2
		Age 50 - 59	1					-100.0%	1
	Certificate of Achievement	Total	2	1	3			-100.0%	6
Business: International Logistics	Associate in Science	Age 29 - 39	1					-100.0%	1
Business: International Logistics	Associate in Science	Total	1					-100.0%	1
Business: International Trade	Associate in Science	Age 40 - 49	1		1	1		-100.0%	3
Business: International Trade	Associate in Science	Total	1		1	1		-100.0%	3
Business: International Trade	Certificate of Achievement	Age 40 - 49	1	1				-100.0%	2
	Certificate of Achievement	Total	1	1				-100.0%	2
Business: Legal Aspects of International Business	Certificate of Achievement	Age 40 - 49		1					1
Business: Legal Aspects of International Business	Certificate of Achievement	Total		1					1
Business: Legal Secretary	Associate in Science	Age 50 - 59		1					1
Business: Legal Secretary	Associate in Science	Total		1					1
Business Management (Associate Degree)	Associate in Science	Age 18 - 22					1		1
		Age 23 - 28				1	6		7
		Age 29 - 39				3	1		4

## Degrees and Certificates Awarded (by Age) 2015-2016 Through 2019-2020 Skyline College

<b>Business Management (Associate Degree)</b>	<b>Associate in Science</b>	<b>Total</b>					4	8		12	
<b>Business Management (Certificate)</b>	Certificate of Achievement	Age 23 - 28					2	1		3	
		Age 29 - 39					1	4		5	
<b>Business Management (Certificate)</b>	<b>Certificate of Achievement</b>	<b>Total</b>					3	5		8	
<b>Business: Medical Billing &amp; Coding Cert.</b>	Certificate Program	Age 29 - 39				1				1	
<b>Business: Medical Billing &amp; Coding Cert.</b>	<b>Certificate Program</b>	<b>Total</b>				1				1	
<b>Business: Medical Billing &amp; Coding (Ended Spring 2014)</b>	Certificate of Achievement	Age 29 - 39		1						1	
		Age 40 - 49	1						-100.0%	1	
		Age 50 - 59	1							-100.0%	1
<b>Business: Medical Billing &amp; Coding (Ended Spring 2014)</b>	<b>Certificate of Achievement</b>	<b>Total</b>	2	1					-100.0%	3	
<b>Business: Medical Office Assistant (Ended Spring 2014)</b>	Certificate of Achievement	Age 29 - 39	2							-100.0%	2
		Age 40 - 49		1							1
<b>Business: Medical Office Assistant (Ended Spring 2014)</b>	<b>Certificate of Achievement</b>	<b>Total</b>	2	1					-100.0%	3	
<b>Business: Medical Office Receptionist</b>	Certificate of Achievement	Age 18 - 22		1						1	
		Age 23 - 28		1	1					2	
		Age 29 - 39		1							1
		Age 50 - 59	1		1					-100.0%	2
<b>Business: Medical Office Receptionist</b>	<b>Certificate of Achievement</b>	<b>Total</b>	1	3	2				-100.0%	6	
<b>Business: Medical Transcriptionist (Ended Spring 2014)</b>	Associate in Science	Age 50 - 59	2	1						-100.0%	3
<b>Business: Medical Transcriptionist (Ended Spring 2014)</b>	<b>Associate in Science</b>	<b>Total</b>	2	1						-100.0%	3
<b>Business: Multimedia Technology</b>	Associate in Science	Age 18 - 22		1						1	
		Age 23 - 28	1	1						-100.0%	2
		Age 29 - 39			1						1
<b>Business: Multimedia Technology</b>	<b>Associate in Science</b>	<b>Total</b>	1	2	1				-100.0%	4	
<b>Business: Multimedia Technology</b>	Certificate of Achievement	Age 23 - 28	1							-100.0%	1
		Age 29 - 39	1							-100.0%	1
		<b>Total</b>	2							-100.0%	2
<b>Business: Office Assistant</b>	Certificate of Achievement	Age 23 - 28	1	1	2					-100.0%	4
		Age 29 - 39	1	1		1				-100.0%	3
<b>Business: Office Assistant</b>	<b>Certificate of Achievement</b>	<b>Total</b>	2	2	2	1			-100.0%	7	
<b>Business: Office Assistant ( Ended Spring 2012 )</b>	Associate in Science	Age 23 - 28	2							-100.0%	2



## Degrees and Certificates Awarded (by Age) 2015-2016 Through 2019-2020 Skyline College

		Age 29 - 39	1					-100.0%	1
		Age 40 - 49					1		1
		Age 50 - 59		1					1
		Age 60 +			1				1
<b>Business: Office Assistant ( Ended Spring 2012 )</b>	<b>Associate in Science</b>	<b>Total</b>	<b>3</b>	<b>1</b>	<b>1</b>		<b>1</b>	<b>-66.7%</b>	<b>6</b>
<b>Business: Office Information Systems ( Ended Spring 2012 )</b>	Associate in Science	Age 50 - 59		1					1
<b>Business: Office Information Systems ( Ended Spring 2012 )</b>	<b>Associate in Science</b>	<b>Total</b>		<b>1</b>					<b>1</b>
<b>Business: Office Management</b>	Associate in Science	Age 29 - 39					1		1
		Age 40 - 49		1					1
<b>Business: Office Management</b>	<b>Associate in Science</b>	<b>Total</b>		<b>1</b>			<b>1</b>		<b>2</b>
	Certificate of Achievement	Age 29 - 39		1	1				2
		Age 40 - 49	2					-100.0%	2
	<b>Certificate of Achievement</b>	<b>Total</b>	<b>2</b>	<b>1</b>	<b>1</b>			<b>-100.0%</b>	<b>4</b>
<b>Business: Web Developer</b>	Associate in Science	Age 29 - 39					1		1
		Age 60 +	1					-100.0%	1
<b>Business: Web Developer</b>	<b>Associate in Science</b>	<b>Total</b>	<b>1</b>				<b>1</b>	<b>0.0%</b>	<b>2</b>
<b>Central Service Technology With Clinical Practice (Certificate)</b>	Career Certificate	Age 18 - 22					2		2
		Age 23 - 28					3		3
		Age 29 - 39					5		5
		Age 40 - 49					2		2
		Age 50 - 59					3		3
		<b>Total</b>					<b>15</b>		
<b>Cent. Srv. Tech/Clin.Prac Cert</b>	Certificate Program	Age 29 - 39	1					-100.0%	1
<b>Cent. Srv. Tech/Clin.Prac Cert</b>	<b>Certificate Program</b>	<b>Total</b>	<b>1</b>					<b>-100.0%</b>	<b>1</b>
<b>Communication Studies</b>	Associate in Arts	Age 18 - 22	3	3	2	1		-100.0%	9
		Age 23 - 28	2	2	1			-100.0%	5
		Age 29 - 39		1		1			2
		Age 60 +			1				1
<b>Communication Studies</b>	<b>Associate in Arts</b>	<b>Total</b>	<b>5</b>	<b>6</b>	<b>4</b>	<b>2</b>		<b>-100.0%</b>	<b>17</b>
<b>Communication Studies (Associate Degree)</b>	Associate in Arts	Age 18 - 22				1	3		4
		Age 23 - 28				4	2		6
<b>Communication Studies (Associate Degree)</b>	<b>Associate in Arts</b>	<b>Total</b>				<b>5</b>	<b>5</b>		<b>10</b>
<b>Communication Studies (Associate Degree-Transfer CSU)</b>	Associate in Arts-Transfer	Age 18 - 22				4	8		12
		Age 23 - 28				4	6		10

## Degrees and Certificates Awarded (by Age) 2015-2016 Through 2019-2020 Skyline College

		Age 40 - 49						1		1	
Communication Studies (Associate Degree-Transfer CSU)	Associate in Arts-Transfer										
		Total						8	15	23	
Communication Studies (Associate Degree-Transfer CSU or UC)	Associate in Arts-Transfer	Age 18 - 22						6	12	18	
		Age 23 - 28						1	2	3	
	Associate in Arts-Transfer	Total						7	14	21	
Communication Studies - Transfer CSU GE	Associate in Arts-Transfer	Age 18 - 22	10	14	12	6			-100.0%	42	
		Age 23 - 28	2	15	13	4			-100.0%	34	
		Age 29 - 39	1	2	1	4			-100.0%	8	
		Age 50 - 59		1							1
	Associate in Arts-Transfer	Total	13	32	26	14			-100.0%	85	
Communication Studies - Transfer IGETC CSU	Associate in Arts-Transfer	Age 18 - 22	3	6	9	3			-100.0%	21	
		Age 23 - 28	2	3	2	2			-100.0%	9	
		Age 29 - 39		1	1						2
	Associate in Arts-Transfer	Total	5	10	12	5			-100.0%	32	
Computer Science (Associate Degree-Transfer CSU)	Associate in Science-Transfer	Age 18 - 22						2		2	
		Age 23 - 28						1		1	
	Associate in Science-Transfer	Total						3		3	
Computer Science (Associate Degree-Transfer UC)	Associate in Science-Transfer	Age 18 - 22				1		4		5	
		Age 23 - 28						1		1	
	Associate in Science-Transfer	Total				1		5		6	
Cosmetology	Associate in Science	Age 18 - 22	1	1	4					-100.0%	6
		Age 23 - 28		3	1	1					5
		Age 29 - 39		1							1
		Age 40 - 49	1							-100.0%	1
	Associate in Science	Total	2	5	5	1			-100.0%	13	
Cosmetology	Certificate of Achievement	Age 18 - 22	15	11	9	13			-100.0%	48	
		Age 23 - 28	7	6	10	7			-100.0%	30	
		Age 29 - 39	7	2	5	2			-100.0%	16	
		Age 40 - 49	2		2	1			-100.0%	5	
		Age 50 - 59			1						1
		Age 60 +	2							-100.0%	2
	Certificate of Achievement	Total	33	19	27	23			-100.0%	102	
Cosmetology (Associate Degree)	Associate in Science	Age 18 - 22						1		1	
		Age 23 - 28					1			1	

## Degrees and Certificates Awarded (by Age) 2015-2016 Through 2019-2020 Skyline College

<b>Cosmetology (Associate Degree)</b>	<b>Associate in Science</b>	<b>Total</b>					1	1		2	
<b>Cosmetology (Certificate)</b>	Certificate of Achievement	Age 18 - 22					1	3		4	
		Age 23 - 28						2		2	
		Age 29 - 39							2		2
		Age 40 - 49					1				1
<b>Cosmetology (Certificate)</b>	<b>Certificate of Achievement</b>	<b>Total</b>				2	7		9		
<b>Cosmetology Certificate</b>	Certificate Program	Age 18 - 22			2		1			3	
		Age 23 - 28			1					1	
		Age 29 - 39	1	2	1				-100.0%		4
		Age 50 - 59		1							1
<b>Cosmetology Certificate</b>	<b>Certificate Program</b>	<b>Total</b>	1	6	1	1		-100.0%	9		
<b>Cosmetology: Esthetician</b>	Certificate of Achievement	Age 18 - 22	1	4	10	7			-100.0%	22	
		Age 23 - 28	5	7	10	3			-100.0%	25	
		Age 29 - 39	15	6	18	7			-100.0%	46	
		Age 40 - 49	3	2	4	2			-100.0%	11	
		Age 50 - 59	1	2	2	3			-100.0%	8	
		Age 60 +			2						2
<b>Cosmetology: Esthetician</b>	<b>Certificate of Achievement</b>	<b>Total</b>	25	21	46	22		-100.0%	114		
<b>Dance</b>	<b>Associate in Arts</b>	<b>Age 18 - 22</b>					1			1	
<b>Dance</b>	<b>Associate in Arts</b>	<b>Total</b>					1			1	
<b>Early Childhood Education</b>	Associate in Science	Age 18 - 22	3	2	2	4			-100.0%	11	
		Age 23 - 28	9	5	7	4			-100.0%	25	
		Age 29 - 39	4	3	6	1			-100.0%	14	
		Age 40 - 49	1	5	3	1			-100.0%	10	
		Age 50 - 59	2						-100.0%	2	
		Age 60 +				1					1
<b>Early Childhood Education</b>	<b>Associate in Science</b>	<b>Total</b>	19	15	18	11		-100.0%	63		
<b>Early Childhood Education</b>	Certificate of Achievement	Age 18 - 22	2	5	5	2			-100.0%	14	
		Age 23 - 28	9	5	8	6			-100.0%	28	
		Age 29 - 39	10	6	8				-100.0%	24	
		Age 40 - 49	7	2	4	1			-100.0%	14	
		Age 50 - 59	5	3		2			-100.0%	10	
		Age 60 +				1					1
<b>Early Childhood Education</b>	<b>Certificate of Achievement</b>	<b>Total</b>	33	21	25	12		-100.0%	91		
<b>Early Childhood Education (Associate Degree)</b>	Associate in Science	Age 18 - 22				2				2	
		Age 23 - 28				5	3			8	
		Age 29 - 39				3	3			6	
		Age 40 - 49				3	1			4	
		Age 50 - 59				1	1			2	
		Age 60 +				1				1	
<b>Early Childhood Education (Associate Degree)</b>	<b>Associate in Science</b>	<b>Total</b>				15	8		23		
<b>Early Childhood Education (Associate Degree-Transfer CSU)</b>	<b>Associate in Science-Transfer</b>	<b>Age 18 - 22</b>					4	6		10	

## Degrees and Certificates Awarded (by Age) 2015-2016 Through 2019-2020 Skyline College

Early Childhood Education (Associate Degree-Transfer CSU)	Associate in Science-Transfer	Age 23 - 28					5	6		11	
		Age 29 - 39					1	1		2	
		Age 50 - 59					1	2		3	
		<b>Total</b>					<b>11</b>	<b>15</b>		<b>26</b>	
Early Childhood Education (Associate Degree-Transfer CSU or UC)	Associate in Science-Transfer	Age 18 - 22						1		1	
		Age 23 - 28					1	1		2	
		Age 29 - 39							1		1
		<b>Total</b>					<b>1</b>	<b>3</b>		<b>4</b>	
Early Childhood Education (Certificate)	Certificate of Achievement	Age 18 - 22					1	1		2	
		Age 23 - 28					4	2		6	
		Age 29 - 39					4	6		10	
		Age 40 - 49					2	3		5	
		Age 50 - 59					2	1		3	
		<b>Total</b>					<b>13</b>	<b>13</b>		<b>26</b>	
Early Childhood Education: Early Intervention Assistant	Certificate of Achievement	Age 23 - 28			1					1	
		<b>Total</b>			<b>1</b>					<b>1</b>	
Early Childhood Education for Transfer, CSUGE	Associate in Science-Transfer	Age 18 - 22	7	10	9	4		-100.0%		30	
		Age 23 - 28	7	8	5	3		-100.0%		23	
		Age 29 - 39	1	2	2	2		-100.0%		7	
		Age 40 - 49		1							1
		Age 50 - 59	1	2	1			-100.0%			4
		<b>Total</b>	<b>16</b>	<b>23</b>	<b>17</b>	<b>9</b>		<b>-100.0%</b>		<b>65</b>	
Early Childhood Education for Transfer, IGETC CSU	Associate in Science-Transfer	Age 18 - 22				1	1			2	
		Age 23 - 28	1					-100.0%		1	
		<b>Total</b>	<b>1</b>			<b>1</b>	<b>1</b>	<b>-100.0%</b>		<b>3</b>	
Early Childhood Education: Foundations	Career Certificate	Age 18 - 22					1			1	
		Age 23 - 28	2				1		-100.0%	3	
		Age 29 - 39	1						-100.0%	1	
		Age 40 - 49		1	1						2

## Degrees and Certificates Awarded (by Age) 2015-2016 Through 2019-2020 Skyline College

Early Childhood Education: Foundations		Age 50 - 59				1			1	
	Career Certificate	Total	3	1	1	3		-100.0%	8	
Early Childhood Education: Fundamentals	Career Certificate	Age 18 - 22			1				1	
		Age 23 - 28		1					1	
		Age 29 - 39		1						1
		Age 40 - 49		1						1
Early Childhood Education: Fundamentals	Career Certificate	Total		3	1				4	
Early Childhood Education: Special Education	Certificate of Achievement	Age 18 - 22			1					1
		Age 23 - 28	1		1			-100.0%	2	
		Age 29 - 39	1	1	1			-100.0%	3	
		Age 40 - 49	1	1	1	1		-100.0%	4	
		Age 50 - 59			1					1
Early Childhood Education: Special Education	Certificate of Achievement	Total	3	2	5	1		-100.0%	11	
Early Childhood Special Education (Certificate)	Certificate of Achievement	Age 23 - 28				1				1
		Age 29 - 39				1	1			2
		Age 40 - 49				1				1
Early Childhood Special Education (Certificate)	Certificate of Achievement	Total				2	2		4	
Economics for Transfer-IGETC- GE	Associate in Arts-Transfer	Age 18 - 22				1			1	
Economics for Transfer-IGETC- GE	Associate in Arts-Transfer	Total				1			1	
Electrical Engineering - AS	Associate in Science	Age 23 - 28				1			1	
Electrical Engineering - AS	Associate in Science	Total				1			1	
Electrical Engineering (Associate Degree)	Associate in Science	Age 18 - 22				1	2			3
		Age 23 - 28				1	1			2
Electrical Engineering (Associate Degree)	Associate in Science	Total				2	3		5	
Elementary Teacher Ed. - Transfer CSU GE	Associate in Arts-Transfer	Age 29 - 39			1					1
Elementary Teacher Ed. - Transfer CSU GE	Associate in Arts-Transfer	Total			1				1	
Emergency Medical Tech Cert	Certificate Program	Age 18 - 22		27		11				38
		Age 23 - 28		11		7				18
		Age 29 - 39		13		2				15
		Age 40 - 49		1						1
Emergency Medical Tech Cert	Certificate Program	Total		52		20			72	
Emergency Medical Technology	Career Certificate	Age 18 - 22	17	12	18	6		-100.0%	53	
		Age 23 - 28	26	8	23	9		-100.0%	66	

## Degrees and Certificates Awarded (by Age) 2015-2016 Through 2019-2020 Skyline College

<b>Emergency Medical Technology</b>		Age 29 - 39	4	1	12	8	-100.0%	25
		Age 40 - 49	2		3	1	-100.0%	6
		Age 50 - 59			1	1		2
		Age 60 +			1			1
	<b>Career Certificate</b>	<b>Total</b>	<b>49</b>	<b>21</b>	<b>58</b>	<b>25</b>	<b>-100.0%</b>	<b>153</b>
<b>Emergency Medical Technology (Certificate)</b>	Career Certificate	Age 18 - 22				4	36	40
		Age 23 - 28				11	17	28
		Age 29 - 39				7	8	15
		Age 40 - 49					2	2
	<b>Career Certificate</b>	<b>Total</b>				<b>22</b>	<b>63</b>	<b>85</b>
<b>English</b>	Associate in Arts	Age 18 - 22	1	3	3		-100.0%	7
		Age 23 - 28	3	3	2		-100.0%	8
		Age 29 - 39	2		1		-100.0%	3
<b>English</b>	<b>Associate in Arts</b>	<b>Total</b>	<b>6</b>	<b>6</b>	<b>6</b>		<b>-100.0%</b>	<b>18</b>
<b>English (Associate Degree)</b>	Associate in Arts	Age 18 - 22				1		1
		Age 23 - 28				1	3	4
<b>English (Associate Degree)</b>	<b>Associate in Arts</b>	<b>Total</b>				<b>2</b>	<b>3</b>	<b>5</b>
<b>English (Associate Degree-Transfer CSU)</b>	Associate in Arts-Transfer	Age 18 - 22				6	1	7
		Age 23 - 28				2		2
<b>English (Associate Degree-Transfer CSU)</b>	<b>Associate in Arts-Transfer</b>	<b>Total</b>				<b>8</b>	<b>1</b>	<b>9</b>
<b>English (Associate Degree-Transfer CSU or UC)</b>	Associate in Arts-Transfer	Age 18 - 22					4	4
		Age 23 - 28					1	1
<b>English (Associate Degree-Transfer CSU or UC)</b>	<b>Associate in Arts-Transfer</b>	<b>Total</b>					<b>5</b>	<b>5</b>
<b>English - Transfer CSU GE</b>	Associate in Arts-Transfer	Age 18 - 22		1	6	1		8
		Age 23 - 28		1	2	2		5
		Age 29 - 39				1		1
<b>English - Transfer CSU GE</b>	<b>Associate in Arts-Transfer</b>	<b>Total</b>		<b>2</b>	<b>9</b>	<b>3</b>		<b>14</b>
<b>English - Transfer IGETC CSU</b>	Associate in Arts-Transfer	Age 18 - 22		2	3			5
		Age 23 - 28			1			1
<b>English - Transfer IGETC CSU</b>	<b>Associate in Arts-Transfer</b>	<b>Total</b>		<b>2</b>	<b>4</b>			<b>6</b>
<b>Entrepreneurship and Small Business Management (Certificate)</b>	Certificate of Achievement	Age 23 - 28				1		1
		<b>Total</b>				<b>1</b>		<b>1</b>
<b>Entrepreneurship (Certificate)</b>	Certificate of Specialization	Age 23 - 28				2		2
		<b>Total</b>				<b>2</b>		<b>2</b>
<b>Entry Level Computer User Support</b>	Career Certificate	Age 23 - 28				1		1

## Degrees and Certificates Awarded (by Age) 2015-2016 Through 2019-2020 Skyline College

Entry Level Computer User Support	Career Certificate	Total					1		1		
Entry Level Computer User Support (Certificate)	Career Certificate	Age 23 - 28						2	2		
		Age 40 - 49						1	1		
		Age 50 - 59						1	1		
Entry Level Computer User Support (Certificate)	Career Certificate	Total					4	4			
Esthetician (Certificate)	Certificate of Achievement	Age 18 - 22					2	13	15		
		Age 23 - 28					5	12	17		
		Age 29 - 39					4	22	26		
		Age 40 - 49					2	3	5		
		Age 50 - 59					1	2	3		
Esthetician (Certificate)	Certificate of Achievement	Total				14	52	66			
ESTM: Climate Protection Professional	Career Certificate	Age 23 - 28							25		
		Age 29 - 39							1		
ESTM: Climate Protection Professional	Career Certificate	Total							26		
ESTM: Energy Efficiency	Associate in Science	Age 23 - 28	1				1		-100.0%	2	
		Age 29 - 39					1			1	
ESTM: Energy Efficiency	Associate in Science	Total	1			2			-100.0%	3	
ESTM: Residential Energy Efficiency	Certificate of Achievement	Age 60 +	1						-100.0%	1	
ESTM: Residential Energy Efficiency	Certificate of Achievement	Total	1						-100.0%	1	
ESTM: Solar Design, Estimation, Finance, and Sales Skills	Career Certificate	Age 18 - 22					1			1	
		Age 29 - 39	1				1			-100.0%	2
		Age 60 +	1							-100.0%	1
ESTM: Solar Design, Estimation, Finance, and Sales Skills	Career Certificate	Total	2			2			-100.0%	4	
ESTM: Solar Technology and Business	Associate in Science	Age 23 - 28					1			1	
		Age 60 +	1							-100.0%	1
ESTM: Solar Technology and Business	Associate in Science	Total	1			1			-100.0%	2	
ESTM: Solar Technology and Business	Certificate of Achievement	Age 18 - 22					1			1	
		Age 23 - 28					1			1	
		Age 60 +	1							-100.0%	1
		Total	1				2			-100.0%	3
Family and Consumer Sciences	Associate in Science	Age 29 - 39	1	1						-100.0%	2
		Age 50 - 59					1				1
Family and Consumer Sciences	Associate in Science	Total	1	2					-100.0%	3	
Fashion Merchandising	Associate in Science	Age 23 - 28		1		1		1		3	

## Degrees and Certificates Awarded (by Age) 2015-2016 Through 2019-2020 Skyline College

		Age 29 - 39			1				1
<b>Fashion Merchandising</b>	<b>Associate in Science</b>	<b>Total</b>			2	1		1	4
<b>Fashion Merchandising Cert</b>	Certificate Program	Age 18 - 22			1				1
<b>Fashion Merchandising Cert</b>	<b>Certificate Program</b>	<b>Total</b>			1				1
<b>Foundations in Early Childhood Education (Certificate)</b>	Career Certificate	Age 18 - 22					2		2
		Age 23 - 28					1	1	2
<b>Foundations in Early Childhood Education (Certificate)</b>	<b>Career Certificate</b>	<b>Total</b>					3	1	4
<b>Fundamentals In Early Childhood Education (Certificate)</b>	Career Certificate	Age 23 - 28						1	1
		Age 29 - 39					1	1	2
		Age 40 - 49					1		1
		Age 50 - 59					1		1
<b>Fundamentals In Early Childhood Education (Certificate)</b>	<b>Career Certificate</b>	<b>Total</b>					3	2	5
<b>History (Associate Degree-Transfer CSU)</b>	Associate in Arts-Transfer	Age 18 - 22					1	4	5
		Age 23 - 28					1	1	2
		Age 29 - 39					1	1	2
		Age 60 +					1		1
<b>History (Associate Degree-Transfer CSU)</b>	<b>Associate in Arts-Transfer</b>	<b>Total</b>					4	6	10
<b>History (Associate Degree-Transfer CSU or UC)</b>	Associate in Arts-Transfer	Age 18 - 22					1	3	4
		Age 23 - 28						2	2
<b>History (Associate Degree-Transfer CSU or UC)</b>	<b>Associate in Arts-Transfer</b>	<b>Total</b>					1	5	6
<b>History - Transfer CSU GE</b>	Associate in Arts-Transfer	Age 18 - 22	3	2	1	1			7
		Age 23 - 28	1	4	1	1			7
		Age 29 - 39	1	1					2
<b>History - Transfer CSU GE</b>	<b>Associate in Arts-Transfer</b>	<b>Total</b>	5	7	2	2			16
<b>History - Transfer IGETC CSU</b>	Associate in Arts-Transfer	Age 18 - 22		1	2				3
		Age 23 - 28	1						1
<b>History - Transfer IGETC CSU</b>	<b>Associate in Arts-Transfer</b>	<b>Total</b>	1	1	2				4
<b>Hospitality: Guest Service Entry-Level Professional</b>	Career Certificate	Age 23 - 28					1		1
		Age 29 - 39				1	4		5
		Age 40 - 49		1			3		4
		Age 50 - 59				1	1		2
<b>Hospitality: Guest Service Entry-Level Professional</b>	<b>Career Certificate</b>	<b>Total</b>		1	2	9			12
<b>Individual Tax Preparer (Certificate)</b>	Career Certificate	Age 23 - 28						1	1



## Degrees and Certificates Awarded (by Age) 2015-2016 Through 2019-2020 Skyline College

Individual Tax Preparer (Certificate)	Career Certificate	Age 40 - 49				1	1		2
		Total				1	2		3
Interdisciplinary Studies: Arts and Humanities (Associate Degree)	Associate in Arts	Age 18 - 22				18	26		44
		Age 23 - 28				9	11		20
		Age 29 - 39				6	3		9
		Age 40 - 49				1			1
		Age 60 +				1	1		2
Interdisciplinary Studies: Arts and Humanities (Associate Degree)	Associate in Arts	Total				35	41		76
Interdisciplinary Studies: Arts & Humanities CSU GE Pattern	Associate in Arts	Age 18 - 22	1					-100.0%	1
		Age 23 - 28	1					-100.0%	1
Interdisciplinary Studies: Arts & Humanities CSU GE Pattern	Associate in Arts	Total	2					-100.0%	2
Interdisciplinary Studies: Arts & Humanities CSU IGETC Pattern	Associate in Arts	Age 18 - 22			1				1
		Age 29 - 39			1				1
Interdisciplinary Studies: Arts & Humanities CSU IGETC Pattern	Associate in Arts	Total			2				2
Interdisciplinary Studies: Arts & Humanities Skyline Pattern	Associate in Arts	Age Under 18	1					-100.0%	1
		Age 18 - 22	17	16	17	9		-100.0%	59
		Age 23 - 28	13	22	16	3		-100.0%	54
		Age 29 - 39	4	5	3	4		-100.0%	16
		Age 40 - 49	3	1	2			-100.0%	6
		Age 60 +	2	1				-100.0%	3
Interdisciplinary Studies: Arts & Humanities Skyline Pattern	Associate in Arts	Total	40	45	38	16		-100.0%	139
Interdisciplinary Studies: Arts & Humanities UC IGETC Pattern	Associate in Arts	Age 18 - 22				1			1
Interdisciplinary Studies: Arts & Humanities UC IGETC Pattern	Associate in Arts	Total				1			1
Interdisciplinary Studies: Health and Physical Education (Associate Degree)	Associate in Arts	Age 18 - 22				6	8		14
		Age 23 - 28					2		2
Interdisciplinary Studies: Health and Physical Education (Associate Degree)	Associate in Arts	Total				6	10		16

## Degrees and Certificates Awarded (by Age) 2015-2016 Through 2019-2020 Skyline College

Interdisciplinary Studies: Health & Physical Education. AA Degree Skyline	Associate in Arts	Age 18 - 22	8	22	9	6	-100.0%	45	
		Age 23 - 28		2	1			3	
		Age 40 - 49	1				-100.0%	1	
		Age 50 - 59		1				1	
		<b>Total</b>	<b>9</b>	<b>25</b>	<b>10</b>	<b>6</b>	<b>-100.0%</b>	<b>50</b>	
Interdisciplinary Studies: Letters and Science (Associate Degree)	Associate in Arts	Age 18 - 22				37	55	92	
		Age 23 - 28				21	24	45	
		Age 29 - 39				10	16	26	
		Age 40 - 49				1	2	3	
		<b>Total</b>				<b>69</b>	<b>97</b>	<b>166</b>	
Interdisciplinary Studies: Letters & Science CSU GE Pattern	Associate in Arts	Age 18 - 22	1				-100.0%	1	
		Age 23 - 28				1	1	2	
		<b>Total</b>	<b>1</b>			<b>1</b>	<b>1</b>	<b>0.0%</b>	<b>3</b>
Interdisciplinary Studies: Letters & Science CSU IGETC Pattern	Associate in Arts	Age 18 - 22			2			2	
		Age 23 - 28			2			2	
		<b>Total</b>			<b>4</b>			<b>4</b>	
Interdisciplinary Studies: Letters & Science Skyline Pattern	Associate in Arts	Age Under 18	1				-100.0%	1	
		Age 18 - 22	40	46	30	13	-100.0%	129	
		Age 23 - 28	34	37	26	9	-100.0%	106	
		Age 29 - 39	16	8	6	5	-100.0%	35	
		Age 40 - 49	6	4	2		-100.0%	12	
		Age 50 - 59	2	1			-100.0%	3	
		<b>Total</b>	<b>99</b>	<b>96</b>	<b>64</b>	<b>27</b>	<b>-100.0%</b>	<b>286</b>	
Interdisciplinary Studies: Organiz Structures Skyline Pattern	Associate in Arts	Age 18 - 22	2	3	4	3	2	0.0%	14

## Degrees and Certificates Awarded (by Age) 2015-2016 Through 2019-2020 Skyline College

<b>Interdisciplinary Studies: Organiz Structures Skyline Pattern</b>	<b>Associate in Arts</b>	Age 23 - 28		7	1	2	1		11
		Age 29 - 39	3					-100.0%	3
		Age 40 - 49		1					1
		<b>Total</b>	<b>5</b>	<b>11</b>	<b>5</b>	<b>5</b>	<b>3</b>	<b>-40.0%</b>	<b>29</b>
<b>Interdisciplinary Studies: Social and Behavioral Sciences (Associate Degree)</b>	<b>Associate in Arts</b>	Age 18 - 22				24	39		63
		Age 23 - 28				14	12		26
		Age 29 - 39				7	11		18
		Age 40 - 49				2	1		3
		Age 60 +				1	1		2
		<b>Total</b>				<b>48</b>	<b>64</b>		<b>112</b>
<b>Interdisciplinary Studies: Social and Natural Sciences (Associate Degree)</b>	<b>Associate in Arts</b>	Age 18 - 22				27	30		57
		Age 23 - 28				14	14		28
		Age 29 - 39				4	6		10
		Age 40 - 49				2	2		4
		Age 50 - 59					1		1
		<b>Total</b>				<b>47</b>	<b>53</b>		<b>100</b>
<b>Interdisciplinary Studies: Social &amp; Behav Sci CSU GE Pattern</b>	<b>Associate in Arts</b>	Age 18 - 22			2				2
		Age 50 - 59				1			1
		<b>Total</b>				<b>2</b>	<b>1</b>		<b>3</b>
<b>Interdisciplinary Studies: Social &amp; Behav Sci CSU IGETC Pattern</b>	<b>Associate in Arts</b>	Age 18 - 22			2	1	1		4
		Age 23 - 28			1				1
		<b>Total</b>			<b>3</b>	<b>1</b>	<b>1</b>		<b>5</b>
<b>Interdisciplinary Studies: Social &amp; Behav Sci Skyline Pattern</b>	<b>Associate in Arts</b>	Age 18 - 22	24	23	26	8		-100.0%	81
		Age 23 - 28	15	32	29	9		-100.0%	85

## Degrees and Certificates Awarded (by Age) 2015-2016 Through 2019-2020 Skyline College

		Age 29 - 39	7	6		3		-100.0%	16
		Age 40 - 49	6	4	2			-100.0%	12
		Age 50 - 59	1		1	1		-100.0%	3
		Age 60 +		1					1
<b>Interdisciplinary Studies: Social &amp; Behav Sci Skyline Pattern</b>	<b>Associate in Arts</b>	<b>Total</b>	<b>53</b>	<b>66</b>	<b>58</b>	<b>21</b>		<b>-100.0%</b>	<b>198</b>
<b>Interdisciplinary Studies: Social &amp; Behav Sci UC IGETC Pattern</b>	Associate in Arts	Age 18 - 22			1				1
<b>Interdisciplinary Studies: Social &amp; Behav Sci UC IGETC Pattern</b>	<b>Associate in Arts</b>	<b>Total</b>			<b>1</b>				<b>1</b>
<b>Interdisciplinary Studies: Social &amp; Nat Sci CSU GE Pattern</b>	Associate in Arts	Age 18 - 22	1		1	1		-100.0%	3
<b>Interdisciplinary Studies: Social &amp; Nat Sci CSU GE Pattern</b>	<b>Associate in Arts</b>	<b>Total</b>	<b>1</b>		<b>1</b>	<b>1</b>		<b>-100.0%</b>	<b>3</b>
<b>Interdisciplinary Studies: Social &amp; Nat Sci CSU IGETC Pattern</b>	Associate in Arts	Age 18 - 22			3				3
		Age 29 - 39			3				3
<b>Interdisciplinary Studies: Social &amp; Nat Sci CSU IGETC Pattern</b>	<b>Associate in Arts</b>	<b>Total</b>			<b>6</b>				<b>6</b>
<b>Interdisciplinary Studies: Social &amp; Nat Sci Skyline Pattern</b>	Associate in Arts	Age Under 18	1					-100.0%	1
		Age 18 - 22	24	38	27	16		-100.0%	105
		Age 23 - 28	18	24	22	8		-100.0%	72
		Age 29 - 39	11	4	3	4		-100.0%	22
		Age 40 - 49	5	4	1	1		-100.0%	11
<b>Interdisciplinary Studies: Social &amp; Nat Sci Skyline Pattern</b>	<b>Associate in Arts</b>	<b>Total</b>	<b>59</b>	<b>70</b>	<b>53</b>	<b>29</b>		<b>-100.0%</b>	<b>211</b>
<b>Interdisciplinary Studies: Social &amp; Nat Sci UC IGETC Pattern</b>	Associate in Arts	Age 18 - 22				2			2
<b>Interdisciplinary Studies: Social &amp; Nat Sci UC IGETC Pattern</b>	<b>Associate in Arts</b>	<b>Total</b>				<b>2</b>			<b>2</b>
<b>Journalism</b>	Associate in Arts	Age 18 - 22	1		1			-100.0%	2
<b>Journalism</b>	<b>Associate in Arts</b>	<b>Total</b>	<b>1</b>		<b>1</b>			<b>-100.0%</b>	<b>2</b>
	Certificate of Achievement	Age 18 - 22			1				1
		Age 23 - 28			1				1
<b>Journalism</b>	<b>Certificate of Achievement</b>	<b>Total</b>			<b>2</b>				<b>2</b>
<b>Journalism (Associate Degree)</b>	Associate in Arts	Age 23 - 28				1			1
<b>Journalism (Associate Degree)</b>	<b>Associate in Arts</b>	<b>Total</b>				<b>1</b>			<b>1</b>
<b>Journalism (Associate Degree- Transfer CSU)</b>	Associate in Arts-Transfer	Age 18 - 22				1			1

## Degrees and Certificates Awarded (by Age) 2015-2016 Through 2019-2020 Skyline College

Journalism (Associate Degree-Transfer CSU)	Associate in Arts-Transfer	Age 23 - 28					1		1	
		<b>Total</b>					<b>1</b>		<b>2</b>	
Journalism (Associate Degree-Transfer CSU or UC)	Associate in Arts-Transfer	Age 18 - 22					1		1	
Journalism (Associate Degree-Transfer CSU or UC)	Associate in Arts-Transfer	<b>Total</b>					<b>1</b>		<b>1</b>	
Journalism - Transfer CSUGE	Associate in Arts-Transfer	Age 18 - 22		1	1				2	
Journalism - Transfer CSUGE	Associate in Arts-Transfer	<b>Total</b>		<b>1</b>	<b>1</b>				<b>2</b>	
Journalism - Transfer IGETC CSU	Associate in Arts-Transfer	Age 18 - 22		1	2				3	
		Age 23 - 28		1					1	
Journalism - Transfer IGETC CSU	Associate in Arts-Transfer	<b>Total</b>		<b>2</b>	<b>2</b>				<b>4</b>	
Kinesiology (Associate Degree-Transfer CSU)	Associate in Arts-Transfer	Age 18 - 22					6	19	25	
		Age 23 - 28					2	3	5	
		Age 29 - 39					2	5	7	
Kinesiology (Associate Degree-Transfer CSU)	Associate in Arts-Transfer	<b>Total</b>				<b>10</b>	<b>27</b>	<b>37</b>		
Kinesiology (Associate Degree-Transfer CSU or UC)	Associate in Arts-Transfer	Age 18 - 22					4	3	7	
		Age 23 - 28					1	5	6	
		Age 29 - 39					1		1	
		Age 40 - 49					1		1	
Kinesiology (Associate Degree-Transfer CSU or UC)	Associate in Arts-Transfer	<b>Total</b>				<b>7</b>	<b>8</b>	<b>15</b>		
Kinesiology for Transfer, CSU-GE	Associate in Arts-Transfer	Age 18 - 22	11	17	5	3		-100.0%	36	
		Age 23 - 28	5	5	9	3		-100.0%	22	
		Age 29 - 39	1	3	2	1		-100.0%	7	
Kinesiology for Transfer, CSU-GE	Associate in Arts-Transfer	<b>Total</b>	<b>17</b>	<b>25</b>	<b>16</b>	<b>7</b>		<b>-100.0%</b>	<b>65</b>	
Kinesiology for Transfer, IGETC-CSU	Associate in Arts-Transfer	Age 18 - 22	2	4	5			-100.0%	11	
		Age 23 - 28		1	4					5
Kinesiology for Transfer, IGETC-CSU	Associate in Arts-Transfer	<b>Total</b>	<b>2</b>	<b>5</b>	<b>9</b>			<b>-100.0%</b>	<b>16</b>	
Liberal Arts (Ended Spring 2008)	Associate in Arts	Age 23 - 28	2	1					-100.0%	3
		Age 29 - 39						1		1
		Age 50 - 59		1						1
Liberal Arts (Ended Spring 2008)	Associate in Arts	<b>Total</b>	<b>2</b>	<b>2</b>			<b>1</b>	<b>-50.0%</b>	<b>5</b>	
Massage Therapy	Certificate of Achievement	Age 18 - 22	1			1			-100.0%	2
		Age 23 - 28	3			3				6
		Age 29 - 39	7			1				8
		Age 40 - 49	2			3				5

## Degrees and Certificates Awarded (by Age) 2015-2016 Through 2019-2020 Skyline College

		Age 50 - 59	1					-100.0%	1
<b>Massage Therapy</b>	<b>Certificate of Achievement</b>	<b>Total</b>	<b>14</b>	<b>7</b>	<b>1</b>			<b>-100.0%</b>	<b>22</b>
<b>Massage Therapy (Certificate)</b>	Certificate of Achievement	Age 18 - 22						1	1
		Age 23 - 28				1	3		4
		Age 29 - 39				4	3		7
		Age 40 - 49				2	1		3
		Age 50 - 59				1	1		2
		Age 60 +				1	1		2
<b>Massage Therapy (Certificate)</b>	<b>Certificate of Achievement</b>	<b>Total</b>				<b>9</b>	<b>10</b>		<b>19</b>
<b>Mathematics</b>	Associate in Arts	Age 18 - 22	4	1	1	1		-100.0%	7
		Age 23 - 28	1	2	1	1		-100.0%	5
		Age 29 - 39	1					-100.0%	1
		Age 40 - 49	1					-100.0%	1
<b>Mathematics</b>	<b>Associate in Arts</b>	<b>Total</b>	<b>7</b>	<b>3</b>	<b>2</b>	<b>2</b>		<b>-100.0%</b>	<b>14</b>
<b>Mathematics (Associate Degree)</b>	Associate in Arts	Age 18 - 22				2	3		5
		Age 23 - 28				1	1		2
		Age 29 - 39				1			1
<b>Mathematics (Associate Degree)</b>	<b>Associate in Arts</b>	<b>Total</b>				<b>4</b>	<b>4</b>		<b>8</b>
<b>Mathematics (Associate Degree-Transfer CSU)</b>	Associate in Science-Transfer	Age 18 - 22				3	4		7
		Age 23 - 28				1	2		3
		Age 29 - 39					2		2
<b>Mathematics (Associate Degree-Transfer CSU)</b>	<b>Associate in Science-Transfer</b>	<b>Total</b>				<b>4</b>	<b>8</b>		<b>12</b>
<b>Mathematics (Associate Degree-Transfer CSU or UC)</b>	Associate in Science-Transfer	Age 18 - 22				10	16		26
		Age 23 - 28				2	10		12
		Age 29 - 39					2		2
<b>Mathematics (Associate Degree-Transfer CSU or UC)</b>	<b>Associate in Science-Transfer</b>	<b>Total</b>				<b>12</b>	<b>28</b>		<b>40</b>
<b>Mathematics for Transfer, CSU-GE</b>	Associate in Science-Transfer	Age 18 - 22	2	5	1	1		-100.0%	9
		Age 23 - 28	1		2	1		-100.0%	4
		Age 29 - 39	1					-100.0%	1
		Age 50 - 59	1					-100.0%	1
<b>Mathematics for Transfer, CSU-GE</b>	<b>Associate in Science-Transfer</b>	<b>Total</b>	<b>5</b>	<b>5</b>	<b>3</b>	<b>2</b>		<b>-100.0%</b>	<b>15</b>
<b>Mathematics for Transfer, IGETC CSU</b>	Associate in Science-Transfer	Age 18 - 22	10	10	4	2		-100.0%	26
		Age 23 - 28	2	2	7	1		-100.0%	12
		Age 29 - 39			1				1
<b>Mathematics for Transfer, IGETC CSU</b>	<b>Associate in Science-Transfer</b>	<b>Total</b>	<b>12</b>	<b>12</b>	<b>12</b>	<b>3</b>		<b>-100.0%</b>	<b>39</b>
<b>MEDA: Administrative Medical Assisting</b>	Associate in Science	Age 23 - 28		1	1	1			3

## Degrees and Certificates Awarded (by Age) 2015-2016 Through 2019-2020 Skyline College

MEDA: Administrative Medical Assisting	Associate in Science	Age 29 - 39			1	1			2	
		Age 50 - 59				1			1	
		<b>Total</b>			1	2	3			6
MEDA: Administrative Medical Assisting Cert	Certificate of Achievement	Age 18 - 22		1	1				2	
		Age 23 - 28		1					1	
		Age 29 - 39		2	2	2	1		7	
		Age 40 - 49				1	1		2	
		Age 50 - 59			1	1			2	
		<b>Total</b>		4	4	4	2		14	
MEDA: Medical Coding Certificate	Certificate of Achievement	Age 23 - 28		1	2				3	
		Age 29 - 39		2	4				6	
		Age 40 - 49			1	1			2	
		Age 50 - 59				1			1	
		<b>Total</b>		3	7	2			12	
MEDA: Medical Insurance Billing Cert	Certificate of Achievement	Age 23 - 28			1				1	
		Age 29 - 39		2	4				6	
		Age 40 - 49			1	1			2	
		Age 50 - 59				1			1	
		<b>Total</b>		2	6	2			10	
Medical Transcriptionist Cert	Certificate Program	Age 50 - 59	1					-100.0%	1	
Medical Transcriptionist Cert	Certificate Program	<b>Total</b>	1					-100.0%	1	
Music	Associate in Arts	Age 18 - 22	1						-100.0%	1
		Age 23 - 28	3	3					-100.0%	6
		Age 40 - 49	1						-100.0%	1
		<b>Total</b>	5	3					-100.0%	8
Music (Associate Degree)	Associate in Arts	Age 18 - 22					1			1
		Age 23 - 28					1			1
		<b>Total</b>					2			2
Music (Associate Degree-Transfer CSU)	Associate in Arts-Transfer	Age 29 - 39					1			1
		<b>Total</b>					1			1
Music (Associate Degree-Transfer CSU or UC)	Associate in Arts-Transfer	Age 18 - 22				1				1
		<b>Total</b>				1				1
Music - Transfer CSUGE	Associate in Arts-Transfer	Age 23 - 28	1						-100.0%	1
Music - Transfer CSUGE	Associate in Arts-Transfer	<b>Total</b>	1						-100.0%	1
Natural Science	Associate in Science	Age 18 - 22	13	8	14	3			-100.0%	38

## Degrees and Certificates Awarded (by Age) 2015-2016 Through 2019-2020 Skyline College

Natural Science	Associate in Science	Age 23 - 28	8	4	4			-100.0%	16	
		Age 29 - 39	6		2	1			-100.0%	9
		Age 40 - 49	1						-100.0%	1
		<b>Total</b>	<b>28</b>	<b>12</b>	<b>20</b>	<b>4</b>			<b>-100.0%</b>	<b>64</b>
Natural Science (Associate Degree)	Associate in Science	Age 18 - 22				7	7		14	
		Age 23 - 28				7	4		11	
		Age 29 - 39					4		4	
		<b>Total</b>				<b>14</b>	<b>15</b>		<b>29</b>	
Network Engineering (Associate Degree)	Associate in Science	Age 23 - 28				2	2		4	
		Age 29 - 39				1	1		2	
		Age 40 - 49					1		1	
		<b>Total</b>				<b>3</b>	<b>4</b>		<b>7</b>	
Network Engineering Cert	Certificate Program	Age 23 - 28	1	1				-100.0%	2	
		Age 29 - 39	1						-100.0%	1
		Age 40 - 49			1	1				2
		<b>Total</b>	<b>2</b>	<b>1</b>	<b>1</b>	<b>1</b>			<b>-100.0%</b>	<b>5</b>
Network Engineering (Certificate)	Certificate Program	Age 29 - 39					2		2	
		Age 40 - 49					1		1	
		<b>Total</b>					<b>3</b>		<b>3</b>	
NETX: Advanced Computer User Support	Skill Certificate	Age 40 - 49					1		1	
		Age 60 +				1			1	
		<b>Total</b>				<b>1</b>	<b>1</b>		<b>2</b>	
NETX: Entry Level Computer User Support	Career Certificate	Age 29 - 39			1	1			2	
		<b>Total</b>			<b>1</b>	<b>1</b>			<b>2</b>	
NETX: Network Engineering	Associate in Science	Age 23 - 28			2				2	
		Age 29 - 39		1	1				2	
		Age 40 - 49			1				1	
		<b>Total</b>		<b>1</b>	<b>4</b>				<b>5</b>	
NETX: Network Engineering Cert	Certificate Program	Age 29 - 39			4	1			5	
		<b>Total</b>			<b>4</b>	<b>1</b>			<b>5</b>	
NETX: PC Configuration and Repair Cert	Career Certificate	Age 23 - 28		1	2	1			4	
		Age 29 - 39		2	2	2			6	
		Age 40 - 49		1					1	
		<b>Total</b>		<b>4</b>	<b>4</b>	<b>3</b>			<b>11</b>	
NETX: Wiring and Installation Cert	Career Certificate	Age 23 - 28		1	2			3		



## Degrees and Certificates Awarded (by Age) 2015-2016 Through 2019-2020 Skyline College

		Age 29 - 39				2				2
<b>NETX: Wiring and Installation Cert</b>	<b>Career Certificate</b>	<b>Total</b>			1	4				5
<b>NEXT: Basic Networking Cert</b>	Career Certificate	Age 23 - 28			1					1
		Age 29 - 39				1				1
		Age 40 - 49				1				1
<b>NEXT: Basic Networking Cert</b>	<b>Career Certificate</b>	<b>Total</b>			1	2				3
<b>Office Assistant (Certificate)</b>	Certificate of Achievement	Age 23 - 28						1		1
<b>Office Assistant (Certificate)</b>	<b>Certificate of Achievement</b>	<b>Total</b>						1		1
<b>Paralegal, Legal Assistant</b>	Associate in Arts	Age 18 - 22			1					1
		Age 23 - 28	1	1	2	1		-100.0%		5
		Age 29 - 39	2		1	1		-100.0%		4
		Age 40 - 49	1	3	1			-100.0%		5
		Age 50 - 59	1	2				-100.0%		3
<b>Paralegal, Legal Assistant</b>	<b>Associate in Arts</b>	<b>Total</b>	5	7	4	2		-100.0%		18
<b>Paralegal, Legal Assistant (Associate Degree)</b>	Associate in Arts	Age 23 - 28						1		1
		Age 29 - 39				1		2		3
<b>Paralegal, Legal Assistant (Associate Degree)</b>	<b>Associate in Arts</b>	<b>Total</b>				1		3		4
<b>Paralegal, Legal Assistant (Certificate)</b>	Certificate of Achievement	Age 23 - 28				1		1		2
		Age 29 - 39				1		4		5
		Age 40 - 49				1		1		2
		Age 60 +				1				1
<b>Paralegal, Legal Assistant (Certificate)</b>	<b>Certificate of Achievement</b>	<b>Total</b>				4		6		10
<b>Paralegal, Legal Asst Cert</b>	Certificate Program	Age 29 - 39			1					1
<b>Paralegal, Legal Asst Cert</b>	<b>Certificate Program</b>	<b>Total</b>			1					1
<b>Paralegal/Legal Asstistant</b>	Certificate of Achievement	Age 18 - 22			1	2				3
		Age 23 - 28	1		4			-100.0%		5
		Age 29 - 39	1	2	4	1		-100.0%		8
		Age 40 - 49		2	2					4
		Age 50 - 59	1	2	1			-100.0%		4
<b>Paralegal/Legal Asstistant</b>	<b>Certificate of Achievement</b>	<b>Total</b>	3	7	13	1		-100.0%		24
<b>Philosophy (Associate Degree-Transfer CSU)</b>	Associate in Arts-Transfer	Age 18 - 22						1		1
<b>Philosophy (Associate Degree-Transfer CSU)</b>	<b>Associate in Arts-Transfer</b>	<b>Total</b>						1		1
<b>Physical Education</b>	Associate in Arts	Age 18 - 22				1				1
		Age 23 - 28	2					-100.0%		2
		Age 40 - 49		1						1
<b>Physical Education</b>	<b>Associate in Arts</b>	<b>Total</b>	2	1	1			-100.0%		4
<b>Physical Education (Associate Degree)</b>	Associate in Arts	Age 40 - 49				1				1
<b>Physical Education (Associate Degree)</b>	<b>Associate in Arts</b>	<b>Total</b>				1				1

## Degrees and Certificates Awarded (by Age) 2015-2016 Through 2019-2020 Skyline College

Physics (Associate Degree-Transfer CSU)	Associate in Science-Transfer	Age 18 - 22				1	1		2
		Age 23 - 28					1		1
		Age 29 - 39						2	
Physics (Associate Degree-Transfer CSU)	Associate in Science-Transfer	Total				1	4		5
Physics (Associate Degree-Transfer CSU or UC)	Associate in Science-Transfer	Age 18 - 22				9	12		21
		Age 23 - 28				2	7		9
		Age 29 - 39						1	
Physics (Associate Degree-Transfer CSU or UC)	Associate in Science-Transfer	Total				11	20		31
Physics: Physics for Transfer, CSUGE	Associate in Science-Transfer	Age 18 - 22	1	2		1		-100.0%	4
		Age 23 - 28	2		1			-100.0%	3
Physics: Physics for Transfer, CSUGE	Associate in Science-Transfer	Total	3	2	1	1		-100.0%	7
Physics: Physics for Transfer, IGETC CSU	Associate in Science-Transfer	Age 18 - 22	4	6	5	2		-100.0%	17
		Age 23 - 28		1	1				2
		Age 29 - 39			1				1
Physics: Physics for Transfer, IGETC CSU	Associate in Science-Transfer	Total	4	7	7	2		-100.0%	20
Political Science AAT - CSU GE	Associate in Arts-Transfer	Age 18 - 22				1			1
Political Science AAT - CSU GE	Associate in Arts-Transfer	Total				1			1
Political Science (Associate Degree-Transfer CSU)	Associate in Arts-Transfer	Age 18 - 22				1	3		4
Political Science (Associate Degree-Transfer CSU)	Associate in Arts-Transfer	Total				1	3		4
Political Science (Associate Degree-Transfer UC)	Associate in Arts-Transfer	Age 18 - 22				2	4		6
		Age 23 - 28				1			1
Political Science (Associate Degree-Transfer UC)	Associate in Arts-Transfer	Total				3	4		7
Psychology	Associate in Arts	Age 18 - 22		4	2	2			8
		Age 23 - 28	4	3	2	1		-100.0%	10
		Age 29 - 39			1				1
		Age 40 - 49		1	1				2
Psychology	Associate in Arts	Total	4	8	6	3		-100.0%	21
Psychology (Associate Degree)	Associate in Arts	Age 18 - 22				4	1		5
		Age 23 - 28				1	1		2
		Age 29 - 39				3	2		5
Psychology (Associate Degree)	Associate in Arts	Total				8	4		12
Psychology (Associate Degree-Transfer CSU)	Associate in Arts-Transfer	Age 18 - 22				25	36		61
		Age 23 - 28				10	20		30
		Age 29 - 39				1	3		4
		Age 40 - 49				1	2		3

## Degrees and Certificates Awarded (by Age) 2015-2016 Through 2019-2020 Skyline College

Psychology (Associate Degree-Transfer CSU)		Age 50 - 59						1		1	
	Associate in Arts-Transfer	Total						37	62	99	
Psychology (Associate Degree-Transfer CSU or UC)	Associate in Arts-Transfer	Age 18 - 22						15	33	48	
		Age 23 - 28						4	6	10	
		Age 29 - 39						1	1	2	
Psychology (Associate Degree-Transfer CSU or UC)	Associate in Arts-Transfer	Total						20	40	60	
Psychology for Transfer, CSU-GE	Associate in Arts-Transfer	Age 18 - 22	20	22	29	17			-100.0%	88	
		Age 23 - 28	9	16	18	8				-100.0%	51
		Age 29 - 39	3	3	2	3				-100.0%	11
		Age 40 - 49		3							3
Psychology for Transfer, CSU-GE	Associate in Arts-Transfer	Total	32	44	49	28			-100.0%	153	
Psychology for Transfer, IGETC CSU	Associate in Arts-Transfer	Age 18 - 22	18	14	24	7				-100.0%	63
		Age 23 - 28	3	8	4	2				-100.0%	17
		Age 29 - 39		2	1	2					5
		Age 40 - 49		1							1
Psychology for Transfer, IGETC CSU	Associate in Arts-Transfer	Total	21	25	29	11			-100.0%	86	
Public Health Science (Associate Degree-Transfer CSU)	Associate in Science-Transfer	Age 18 - 22							2	2	
Public Health Science (Associate Degree-Transfer CSU)	Associate in Science-Transfer	Total							2	2	
Respiratory Care	Associate in Science	Age 23 - 28	9	9	8	1				-100.0%	27
		Age 29 - 39	10	10	6					-100.0%	26
		Age 40 - 49	1	1	4					-100.0%	6
Respiratory Care	Associate in Science	Total	20	20	18	1			-100.0%	59	
Respiratory Care (Associate Degree)	Associate in Science	Age 23 - 28				13				7	20
		Age 29 - 39				9				9	18
		Age 40 - 49				4				2	6
Respiratory Care (Associate Degree)	Associate in Science	Total				26			18	44	
Respiratory Care (Bachelor Degree CSU)	Bachelor of Science	Age 23 - 28				1					1
		Age 29 - 39				1					1
		Age 40 - 49				3					3
		Age 50 - 59				1					1
Respiratory Care (Bachelor Degree CSU)	Bachelor of Science	Total				6				6	
Respiratory Care Bachelor of Science	Bachelor of Science	Age 23 - 28				4				4	

## Degrees and Certificates Awarded (by Age) 2015-2016 Through 2019-2020 College: Skyline

Respiratory Care Bachelor of Science	Bachelor of Science	Age 29 - 39				9			9
		Age 40 - 49				5			5
		<b>Total</b>				<b>18</b>			<b>18</b>
Sociology (Associate Degree-Transfer CSU)	Associate in Arts-Transfer	Age 18 - 22				1	7		8
		Age 23 - 28					1		1
		<b>Total</b>				<b>1</b>	<b>8</b>		<b>9</b>
Sociology (Associate Degree-Transfer CSU or UC)	Associate in Arts-Transfer	Age 18 - 22				4	6		10
		Age 23 - 28				1			1
		Age 29 - 39						1	1
	<b>Total</b>				<b>5</b>	<b>7</b>		<b>12</b>	
Sociology:CSU Transfer	Associate in Arts-Transfer	Age 50 - 59					1	1	
Sociology:CSU Transfer	<b>Associate in Arts-Transfer</b>	<b>Total</b>				<b>1</b>		<b>1</b>	
Solar Energy Technology	Certificate of Specialization	Age 18 - 22				1			1
		Age 29 - 39	1			1		-100.0%	2
		Age 40 - 49				1	1		2
		Age 50 - 59		1					1
Solar Energy Technology	<b>Certificate of Specialization</b>	<b>Total</b>	<b>1</b>	<b>1</b>	<b>3</b>	<b>1</b>	<b>-100.0%</b>	<b>6</b>	
Solar Energy Technology: Solar Installation	Skill Certificate	Age 23 - 28	1			1		-100.0%	2
		Age 29 - 39	1			1	1	-100.0%	3
		Age 40 - 49				1			1
		Age 50 - 59	1					-100.0%	1
Solar Energy Technology: Solar Installation	<b>Skill Certificate</b>	<b>Total</b>	<b>3</b>		<b>2</b>	<b>2</b>	<b>-100.0%</b>	<b>7</b>	
Spanish	Associate in Arts	Age 18 - 22	1					-100.0%	1
		Age 23 - 28		1			1		2
		Age 29 - 39	1			3		-100.0%	4
		Age 40 - 49	2					-100.0%	2
Spanish	<b>Associate in Arts</b>	<b>Total</b>	<b>4</b>	<b>1</b>	<b>3</b>	<b>1</b>	<b>-100.0%</b>	<b>9</b>	
Spanish (Associate Degree-Transfer CSU or UC)	Associate in Arts-Transfer	Age 18 - 22				2			2
		Age 23 - 28					1		1
	<b>Associate in Arts-Transfer</b>	<b>Total</b>				<b>2</b>	<b>1</b>		<b>3</b>
Spanish - Transfer CSU GE	Associate in Arts-Transfer	Age 18 - 22		1		1			2
		Age 23 - 28				1			1
		Age 40 - 49	1					-100.0%	1
		Age 50 - 59	1			2		-100.0%	3
Spanish - Transfer CSU GE	<b>Associate in Arts-Transfer</b>	<b>Total</b>	<b>2</b>	<b>1</b>	<b>4</b>		<b>-100.0%</b>	<b>7</b>	
Speech Communication (Ended Spring 2011)	Associate in Arts	Age 29 - 39				1		1	
Speech Communication (Ended Spring 2011)	<b>Associate in Arts</b>	<b>Total</b>				<b>1</b>		<b>1</b>	

## Degrees and Certificates Awarded (by Age) 2015-2016 Through 2019-2020 College: Skyline

Studio Arts (Associate Degree-Transfer CSU)	Associate in Arts-Transfer	Age 18 - 22				3	6		9
		Age 23 - 28				1			1
Studio Arts (Associate Degree-Transfer CSU)	Associate in Arts-Transfer	Total				4	6		10
Surgical Technology: AS Degree Skyline	Associate in Science	Age 18 - 22			1				1
		Age 23 - 28		3	2				5
		Age 29 - 39		2	2				4
		Age 40 - 49		1					1
		Age 50 - 59	1					-100.0%	1
Surgical Technology: AS Degree Skyline	Associate in Science	Total	1	6	5		-100.0%	12	
Surgical Technology (Associate Degree)	Associate in Science	Age 23 - 28				4	4		8
		Age 29 - 39				2	1		3
		Age 50 - 59					1		1
Surgical Technology (Associate Degree)	Associate in Science	Total				6	6		12
Surgical Technology: Central Service Technology (Ended Spring 2013)	Career Certificate	Age 29 - 39		1	1				2
		Age 60 +					1		1
Surgical Technology: Central Service Technology (Ended Spring 2013)	Career Certificate	Total		1	2				3
Surgical Technology: Central Service Tech With Clinical Practice	Career Certificate	Age 23 - 28			1				1
		Age 29 - 39			1				1
		Age 50 - 59	1					-100.0%	1
Surgical Technology: Central Service Tech With Clinical Practice	Career Certificate	Total	1		2		-100.0%	3	
Surgical Technology (Certificate)	Certificate of Achievement	Age 18 - 22				1			1
		Age 23 - 28				2	2		4
		Age 29 - 39				2	1		3
		Age 40 - 49				1			1
		Age 50 - 59						1	1
Surgical Technology (Certificate)	Certificate of Achievement	Total				6	4		10
Surgical Technology: Certificate Skyline	Certificate of Achievement	Age 18 - 22			1				1
		Age 23 - 28	2	2	8			-100.0%	12
		Age 29 - 39	6	2	7			-100.0%	15

## Degrees and Certificates Awarded (by Age) 2015-2016 Through 2019-2020 Skyline College

Surgical Technology: Certificate Skyline		Age 40 - 49	1	2	1			-100.0%	4
		Age 50 - 59			2				2
	<b>Certificate of Achievement</b>	<b>Total</b>	<b>9</b>	<b>6</b>	<b>19</b>			<b>-100.0%</b>	<b>34</b>
Telecom & Network Info Tech: Basic Networking	Certificate of Specialization	Age 29 - 39	1					-100.0%	1
Telecom & Network Info Tech: Basic Networking	<b>Certificate of Specialization</b>	<b>Total</b>	<b>1</b>					<b>-100.0%</b>	<b>1</b>
Telecom & Network Info Tech: Network Engineering	Associate in Science	Age 23 - 28	2		1	2	1	-50.0%	6
		Age 29 - 39	3	1	6	1		-100.0%	11
		Age 40 - 49		1	4				5
		Age 50 - 59		1		1			2
		Age 60 +		1					1
Telecom & Network Info Tech: Network Engineering	<b>Associate in Science</b>	<b>Total</b>	<b>5</b>	<b>4</b>	<b>11</b>	<b>4</b>	<b>1</b>	<b>-80.0%</b>	<b>25</b>
Telecom & Network Info Tech: Network Engineering	Certificate of Achievement	Age 23 - 28				1			1
		Age 29 - 39			2				2
		Age 40 - 49			1				1
		Age 50 - 59	1					-100.0%	1
		<b>Total</b>	<b>1</b>		<b>3</b>	<b>1</b>		<b>-100.0%</b>	<b>5</b>
Telecom & Network Info Tech: PC Configuration & Repair	Skill Certificate	Age 29 - 39	1				1	0.0%	2
		Age 50 - 59					1		1
Telecom & Network Info Tech: PC Configuration & Repair	<b>Skill Certificate</b>	<b>Total</b>	<b>1</b>				<b>2</b>	<b>100.0%</b>	<b>3</b>
Telecom & Network Info Tech: Telecom & Wireless Tech (Ended Spring 2013)	Associate in Science	Age 23 - 28	1					-100.0%	1
Telecom & Network Info Tech: Telecom & Wireless Tech (Ended Spring 2013)	<b>Associate in Science</b>	<b>Total</b>	<b>1</b>					<b>-100.0%</b>	<b>1</b>
Telecom & Network Info Tech: Wiring & Installation	Certificate of Specialization	Age 29 - 39		1					1
Telecom & Network Info Tech: Wiring & Installation	<b>Certificate of Specialization</b>	<b>Total</b>		<b>1</b>					<b>1</b>
	<b>Total Awards:</b>		<b>1,220</b>	<b>1,327</b>	<b>1,283</b>	<b>1,444</b>	<b>1,338</b>	<b>9.7%</b>	<b>6,612</b>
	Total Completers (Unduplicated):		<b>921</b>	<b>1,027</b>	<b>991</b>	<b>1,073</b>	<b>1,022</b>	<b>11.0%</b>	<b>4,507</b>
	Total Bachelor Completers (Unduplicated):				<b>18</b>	<b>6</b>			<b>24</b>
	Total Degree Completers (Unduplicated):		<b>587</b>	<b>690</b>	<b>650</b>	<b>745</b>	<b>731</b>	<b>24.5%</b>	<b>3,240</b>
	Total Certificate Completers (Unduplicated):		<b>356</b>	<b>365</b>	<b>358</b>	<b>351</b>	<b>314</b>	<b>-11.8%</b>	<b>1,469</b>