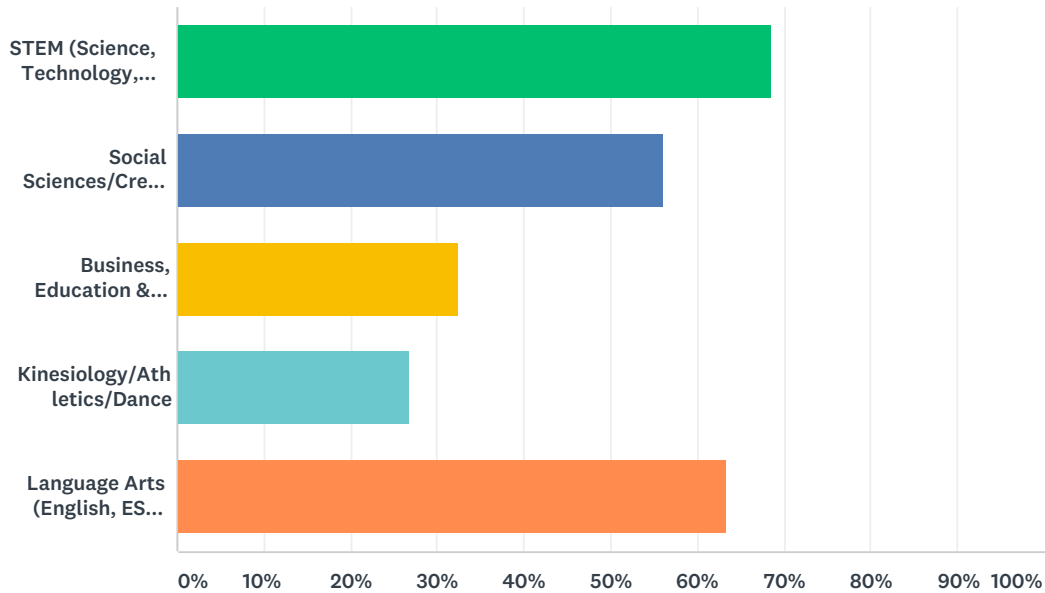


## Q1 In which of the following subject areas have you taken classes at Skyline College (check all that apply)?

Answered: 1,945 Skipped: 25

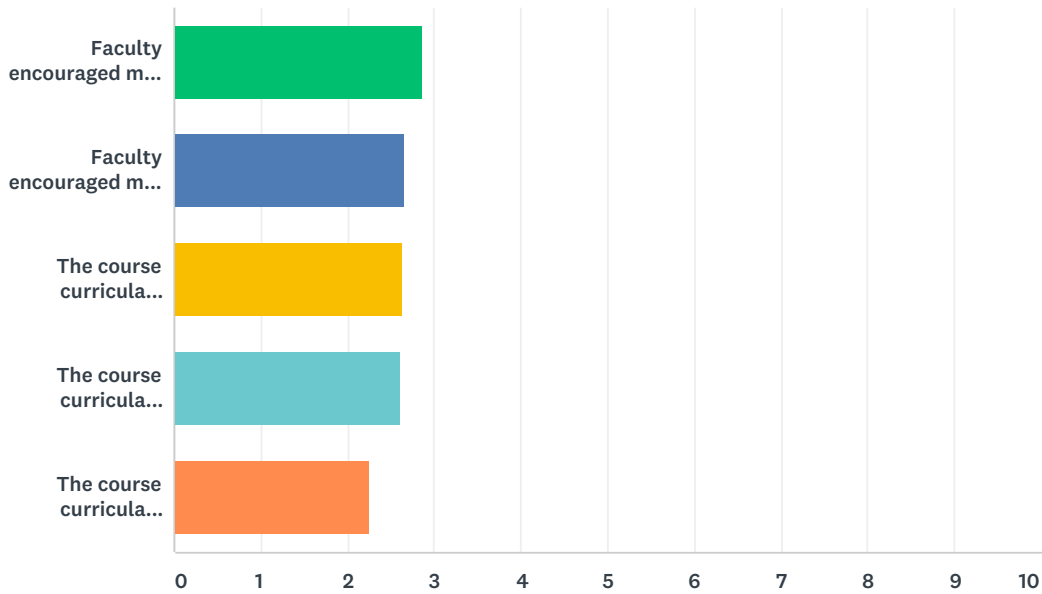


ANSWER CHOICES	RESPONSES	
STEM (Science, Technology, Engineering, Mathematics) (1)	68.59%	1,334
Social Sciences/Creative Arts (Psychology, Music, etc.) (2)	56.04%	1,090
Business, Education & Professional Programs (3)	32.39%	630
Kinesiology/Athletics/Dance (4)	26.79%	521
Language Arts (English, ESOL, Communication, etc.) (5)	63.34%	1,232
Total Respondents: 1,945		

BASIC STATISTICS				
Minimum	Maximum	Median	Mean	Standard Deviation
1.00	5.00	2.00	2.84	1.56

**Q2 In thinking about all the courses you have taken at Skyline College, please select the amount of courses for which each of the following items are true.**

Answered: 1,950 Skipped: 20



	NONE OF MY CLASSES (1)	FEW OF MY CLASSES (2)	MOST OF MY CLASSES (3)	ALL OF MY CLASSES (4)	TOTAL	WEIGHTED AVERAGE
Faculty encouraged me to make connections between the course content and my own personal experiences.	5.04% 98	27.06% 526	44.65% 868	23.25% 452	1,944	2.86
Faculty encouraged me to learn from the diverse backgrounds of other students in the course.	10.98% 213	33.76% 655	33.45% 649	21.80% 423	1,940	2.66
The course curricula included information about the contributions of diverse racial and ethnic groups.	10.64% 205	36.33% 700	32.54% 627	20.50% 395	1,927	2.63
The course curricula included information about the contributions of people from diverse gender groups (e.g. women).	11.68% 226	36.02% 697	31.94% 618	20.36% 394	1,935	2.61
The course curricula acknowledged the contributions and/or relevance of LGBTQ+ perspectives.	27.56% 531	34.41% 663	23.98% 462	14.06% 271	1,927	2.25

BASIC STATISTICS					
	MINIMUM	MAXIMUM	MEDIAN	MEAN	STANDARD DEVIATION
Faculty encouraged me to make connections between the course content and my own personal experiences.	1.00	4.00	3.00	2.86	0.83
Faculty encouraged me to learn from the diverse backgrounds of other students in the course.	1.00	4.00	3.00	2.66	0.94

## Skyline College Student Voice Survey - Spring 2018

---

The course curricula included information about the contributions of diverse racial and ethnic groups.	1.00	4.00	3.00	2.63	0.93
The course curricula included information about the contributions of people from diverse gender groups (e.g. women).	1.00	4.00	3.00	2.61	0.94
The course curricula acknowledged the contributions and/or relevance of LGBTQ+ perspectives.	1.00	4.00	2.00	2.25	1.01

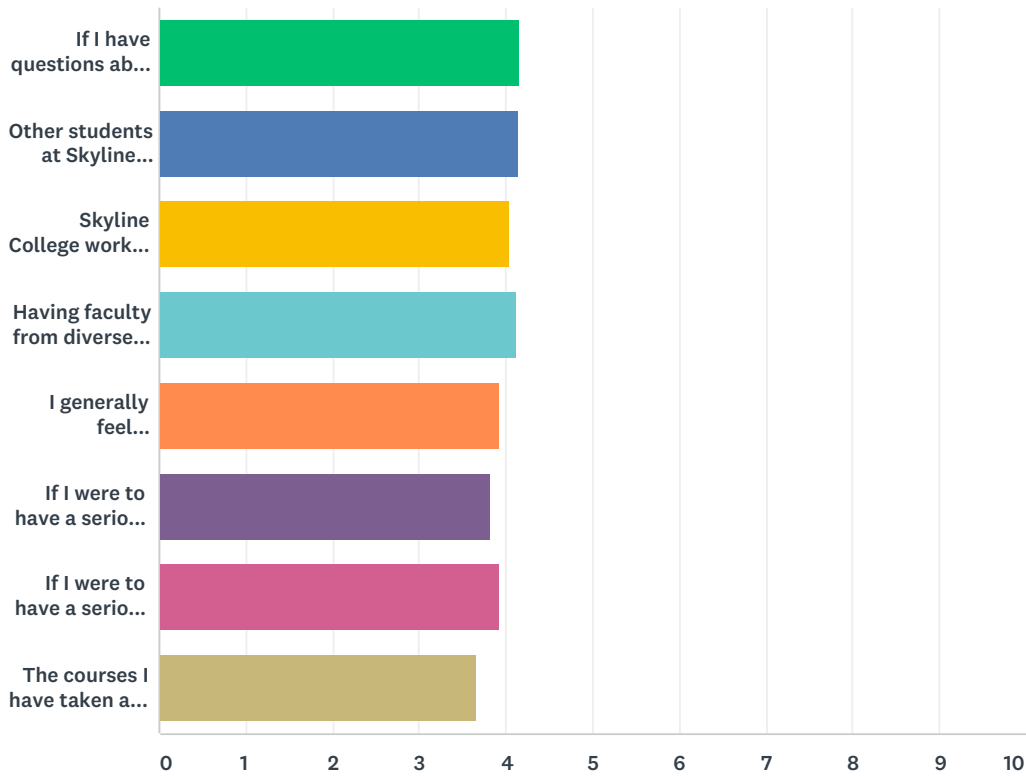
---

**Q3 Please include any comments or clarifications you wish to share about your answers in Question #2 above.**

Answered: 627 Skipped: 1,343

### Q4 In thinking about your experience taking courses at Skyline College, rate the extent to which you agree or disagree with the following statements:

Answered: 1,946 Skipped: 24



	STRONGLY DISAGREE	DISAGREE	NEITHER AGREE NOR DISAGREE	AGREE	STRONGLY AGREE	TOTAL	WEIGHTED AVERAGE
If I have questions about course assignments or readings, I feel comfortable approaching my instructors to ask questions.	1.91% 37	3.24% 63	11.07% 215	44.23% 859	39.55% 768	1,942	4.16
Other students at Skyline College are respectful of my background and values.	1.34% 26	1.80% 35	15.66% 304	44.31% 860	36.89% 716	1,941	4.14
Skyline College works proactively to remove barriers to success for diverse student populations.	1.50% 29	1.96% 38	20.01% 387	44.21% 855	32.32% 625	1,934	4.04
Having faculty from diverse cultural backgrounds is important to me.	2.53% 49	2.12% 41	18.16% 352	35.24% 683	41.95% 813	1,938	4.12
I generally feel comfortable participating in class discussions about race/ethnicity.	2.22% 43	4.07% 79	22.43% 435	39.61% 768	31.67% 614	1,939	3.94

## Skyline College Student Voice Survey - Spring 2018

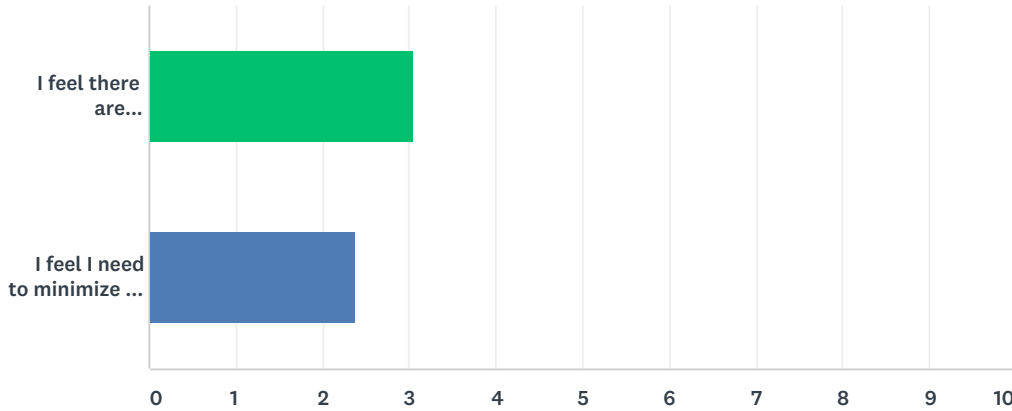
If I were to have a serious complaint about a faculty or staff member, I would feel comfortable bringing it to the College's attention.	3.57% 69	6.93% 134	22.27% 431	37.21% 720	30.03% 581	1,935	3.83
If I were to have a serious complaint about a public safety officer, I would feel comfortable bringing it to the College's attention.	3.61% 70	5.16% 100	19.03% 369	38.94% 755	33.26% 645	1,939	3.93
The courses I have taken at Skyline College stimulated my interest in issues of social justice.	3.97% 77	5.68% 110	32.46% 629	35.19% 682	22.70% 440	1,938	3.67

**Q5 If you selected disagree or strongly disagree for any of the items in Question 4, please explain:**

Answered: 452 Skipped: 1,518

**Q6 In thinking about your experience taking courses at Skyline College, rate the extent to which you agree or disagree with the following statements:**

Answered: 1,945 Skipped: 25



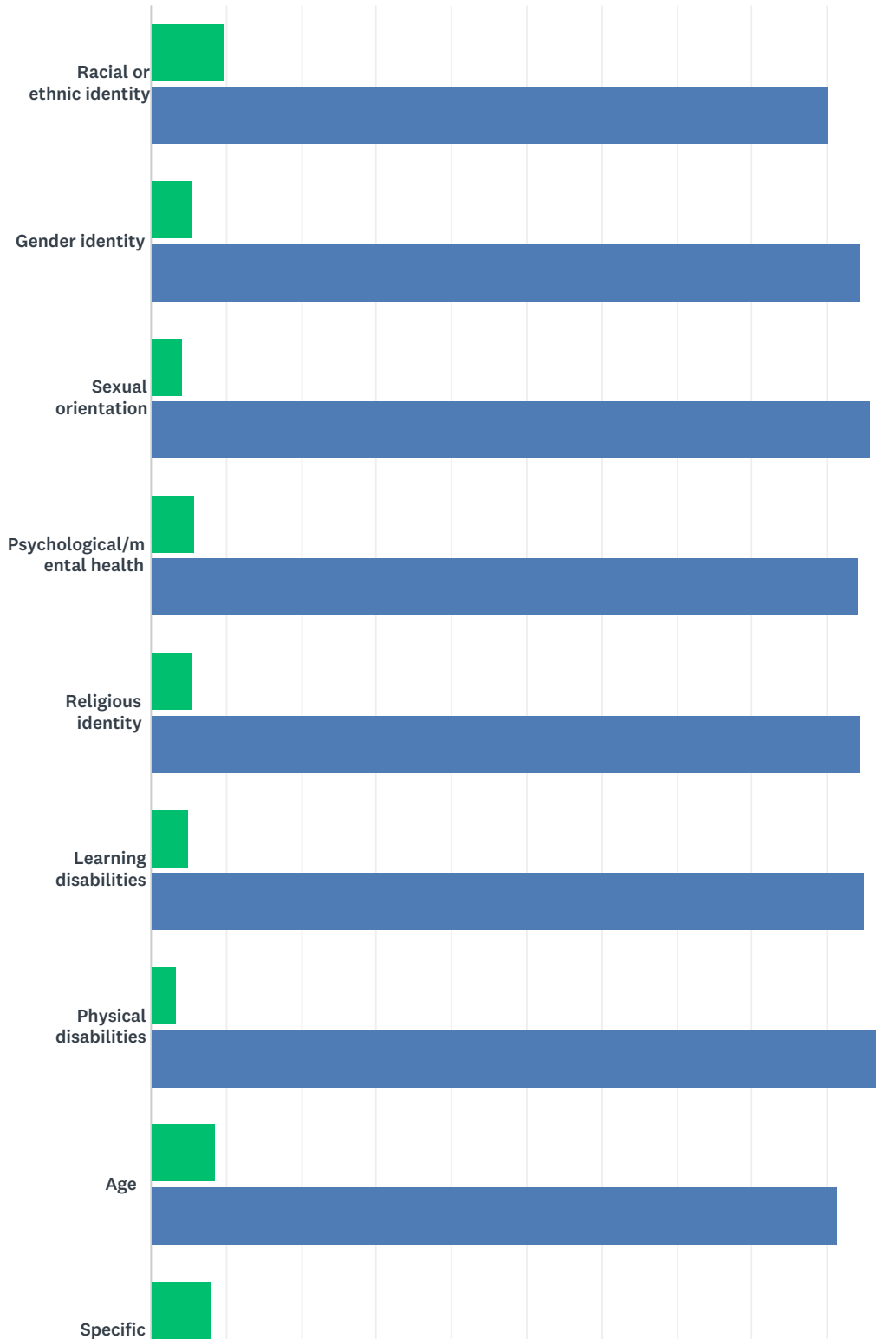
	STRONGLY DISAGREE (1)	DISAGREE (2)	NEITHER AGREE NOR DISAGREE (3)	AGREE (4)	STRONGLY AGREE (5)	TOTAL	WEIGHTED AVERAGE
I feel there are expectations about my academic performance because of my personal identity.	11.77% 228	19.26% 373	32.42% 628	25.66% 497	10.89% 211	1,937	3.05
I feel I need to minimize or hide various characteristics of my personal identity (e.g. language, dress, gender presentation, etc.) to be able to fit in.	29.31% 568	29.46% 571	21.00% 407	14.86% 288	5.37% 104	1,938	2.38

BASIC STATISTICS					
	MINIMUM	MAXIMUM	MEDIAN	MEAN	STANDARD DEVIATION
I feel there are expectations about my academic performance because of my personal identity.	1.00	5.00	3.00	3.05	1.16
I feel I need to minimize or hide various characteristics of my personal identity (e.g. language, dress, gender presentation, etc.) to be able to fit in.	1.00	5.00	2.00	2.38	1.20

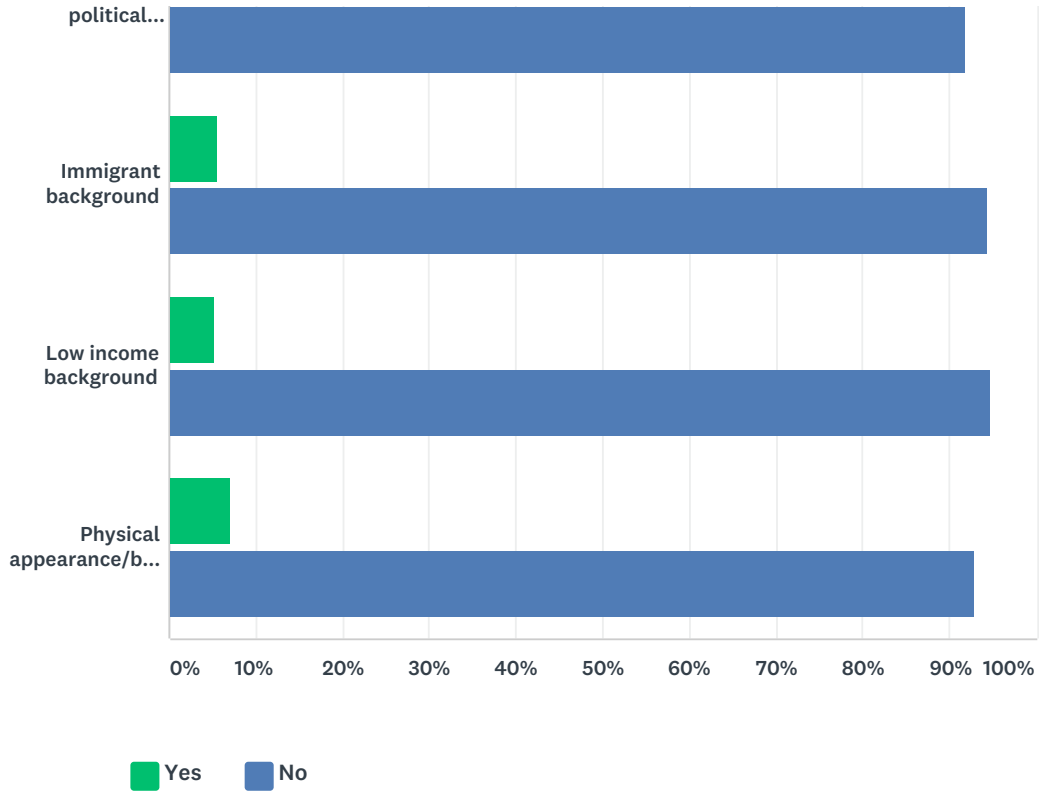


Q7 In your time at Skyline College, please indicate whether you have personally experienced insensitive or offensive remarks directed at you about the following topics. Please consider experiences either in class (online and in-person), and/or around campus:

Answered: 1,911 Skipped: 59



## Skyline College Student Voice Survey - Spring 2018



	YES	NO	TOTAL
Racial or ethnic identity	9.91% 189	90.09% 1,719	1,908
Gender identity	5.47% 104	94.53% 1,799	1,903
Sexual orientation	4.20% 80	95.80% 1,825	1,905
Psychological/mental health	5.77% 110	94.23% 1,795	1,905
Religious identity	5.50% 105	94.50% 1,803	1,908
Learning disabilities	4.93% 94	95.07% 1,811	1,905
Physical disabilities	3.26% 62	96.74% 1,839	1,901
Age	8.68% 165	91.32% 1,737	1,902
Specific political viewpoints	8.09% 154	91.91% 1,750	1,904
Immigrant background	5.56% 106	94.44% 1,799	1,905
Low income background	5.31% 101	94.69% 1,801	1,902
Physical appearance/body image	7.05% 134	92.95% 1,767	1,901

**Q8 If you answered “Yes” to any of the above in Question 8, was anyone aware? If so, did they intervene?**

Answered: 331 Skipped: 1,639

**Q9 Please list any places on campus that you feel physically unsafe.  
Please include time of day (e.g., evening), if applicable.**

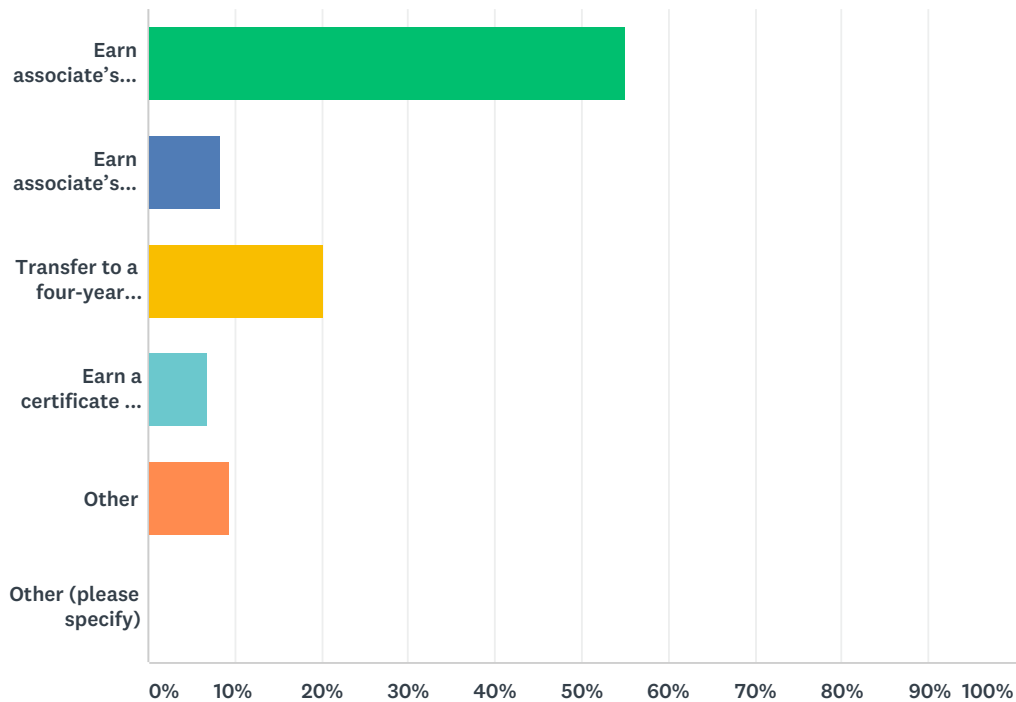
Answered: 843 Skipped: 1,127

**Q10 What is your favorite space on campus to hang out or study? What do you like about that space?**

Answered: 1,487 Skipped: 483

## Q11 What is your primary educational goal at Skyline College (Select one)?

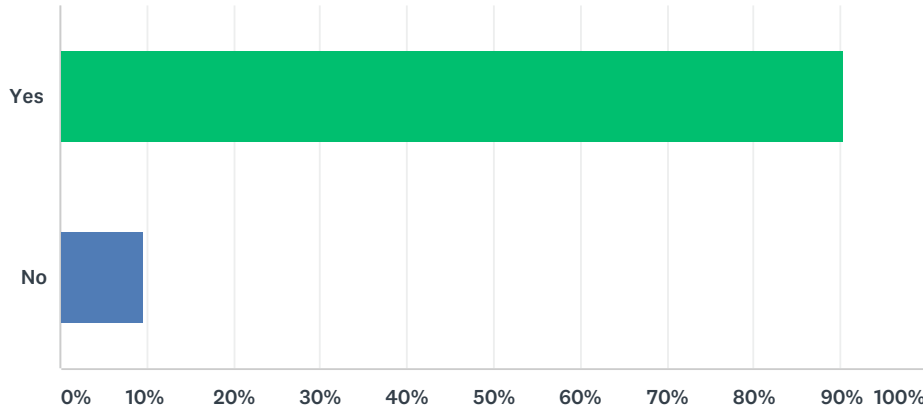
Answered: 1,878 Skipped: 92



ANSWER CHOICES	RESPONSES	
Earn associate's degree (A.A./A.S.) and transfer to a four-year college	55.06%	1,034
Earn associate's degree (A.A./A.S.) without transferring to a four-year college	8.47%	159
Transfer to a four-year college without obtaining an associate's degree	20.23%	380
Earn a certificate in CTE/vocational field	6.87%	129
Other	9.37%	176
Other (please specify)	0.00%	0
<b>TOTAL</b>		<b>1,878</b>

## Q12 Have you decided on a major yet?

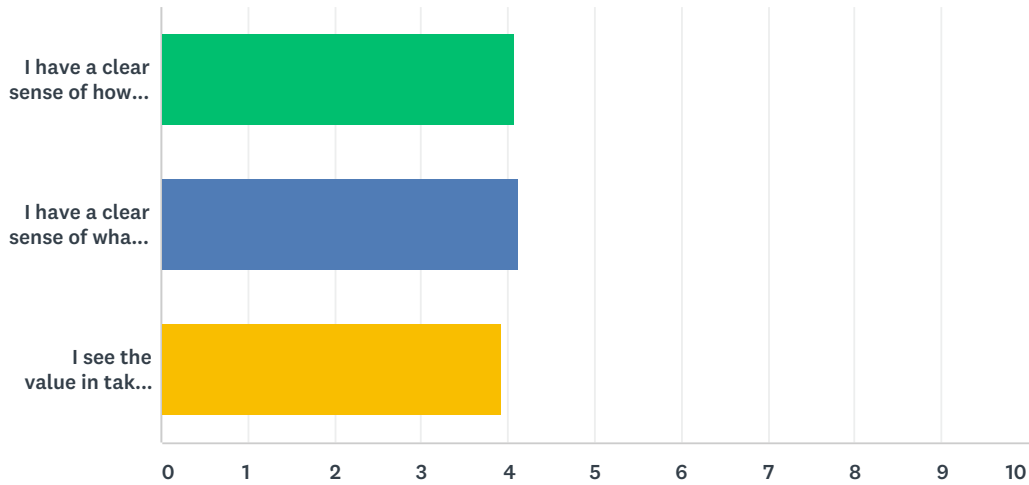
Answered: 1,589 Skipped: 381



ANSWER CHOICES	RESPONSES	
Yes	90.37%	1,436
No	9.63%	153
TOTAL		1,589

### Q13 Please indicate the extent to which you agree or disagree with the following statements.

Answered: 1,426 Skipped: 544

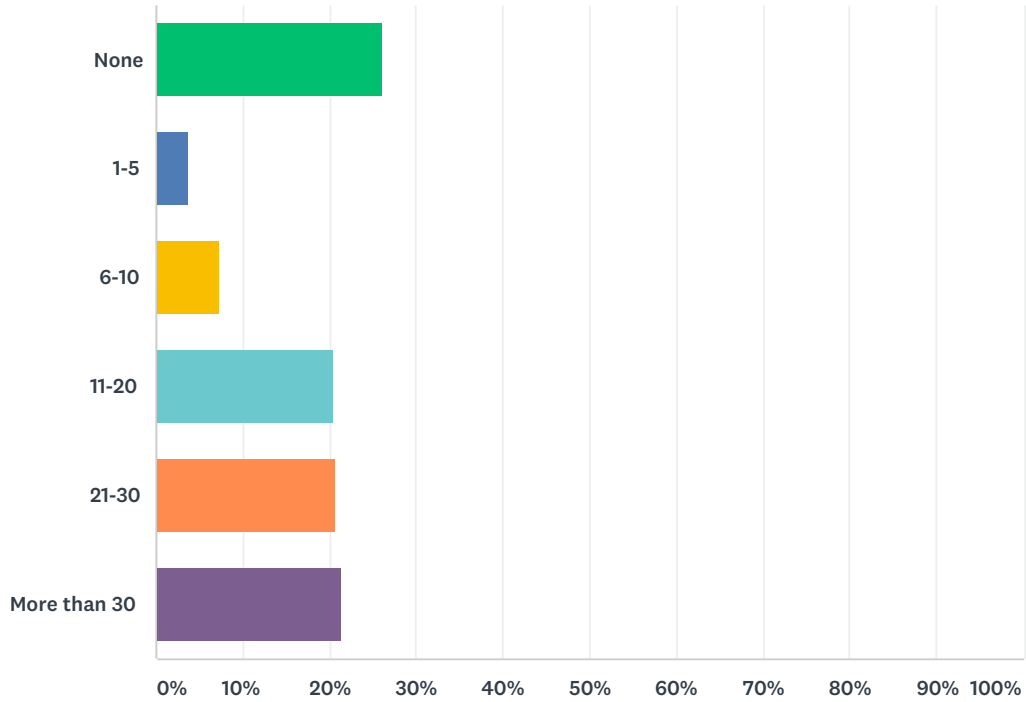


	STRONGLY DISAGREE	DISAGREE	NEITHER AGREE NOR DISAGREE	AGREE	STRONGLY AGREE	TOTAL	WEIGHTED AVERAGE
I have a clear sense of how my major will help me meet my career goals after college.	2.24% 32	3.93% 56	13.81% 197	44.60% 636	35.41% 505	1,426	4.07
I have a clear sense of what classes I need to complete for my chosen major.	2.18% 31	4.70% 67	10.74% 153	42.67% 608	39.72% 566	1,425	4.13
I see the value in taking courses outside of my major that are required for an associate's degree (A.A./A.S.) and/or transfer to a four-year college.	3.95% 56	5.71% 81	15.72% 223	41.86% 594	32.77% 465	1,419	3.94



## Q14 How many hours do you work for pay every week?

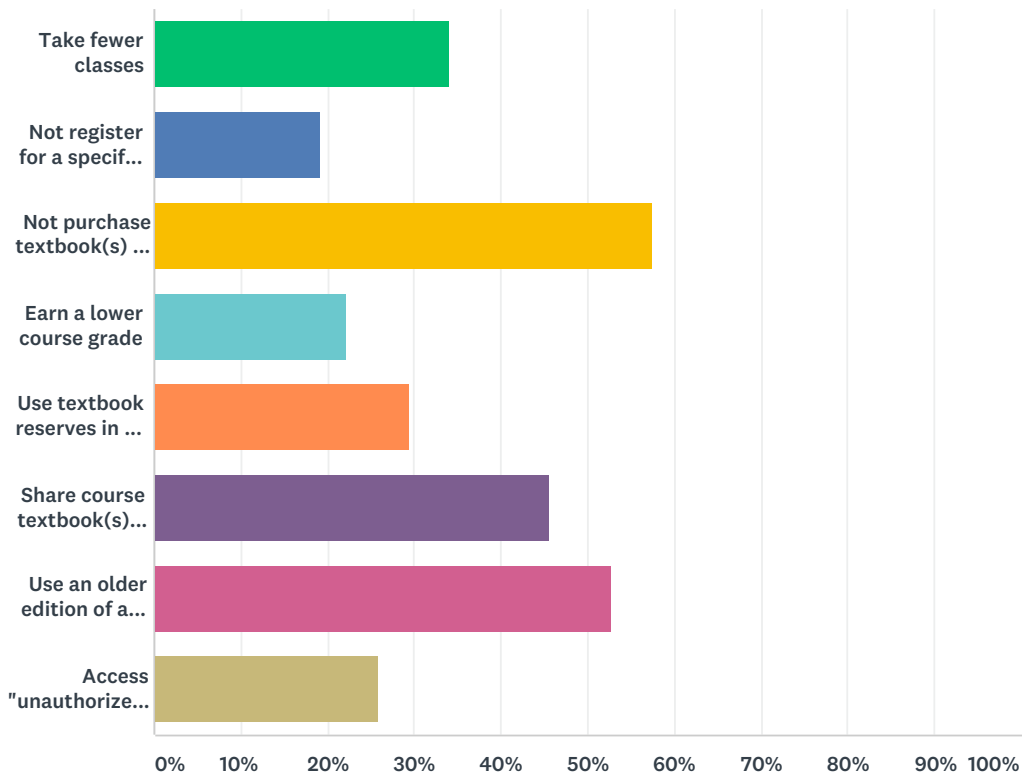
Answered: 1,842 Skipped: 128



ANSWER CHOICES	RESPONSES	
None	26.11%	481
1-5	3.80%	70
6-10	7.38%	136
11-20	20.58%	379
21-30	20.79%	383
More than 30	21.34%	393
<b>TOTAL</b>		<b>1,842</b>

## Q15 Has the cost of required textbook(s) ever led to you to do any of the following? (check all that apply)

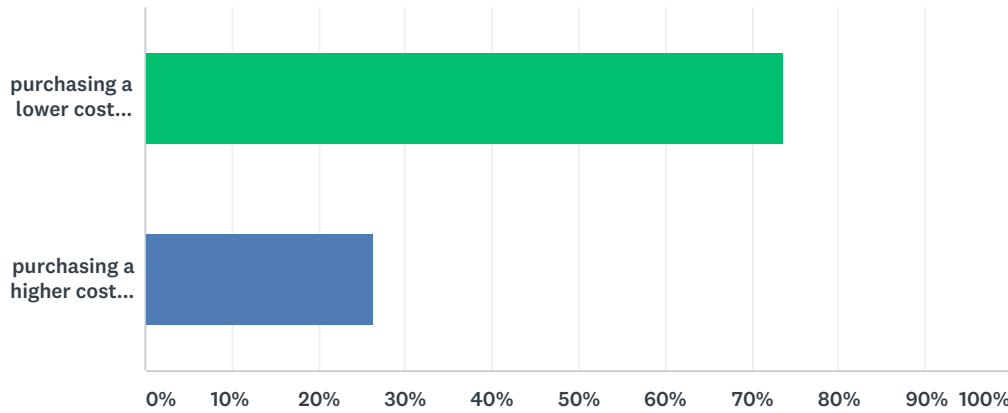
Answered: 1,466 Skipped: 504



ANSWER CHOICES	RESPONSES	
Take fewer classes	34.11%	500
Not register for a specific course you needed to take	19.24%	282
Not purchase textbook(s) for a course	57.44%	842
Earn a lower course grade	22.10%	324
Use textbook reserves in the Skyline College library	29.40%	431
Share course textbook(s) with friends or classmates	45.70%	670
Use an older edition of a course textbook	52.66%	772
Access "unauthorized" copy of course textbook(s)	25.99%	381
Total Respondents: 1,466		

### Q16 For a required course textbook, select which option you would prefer:

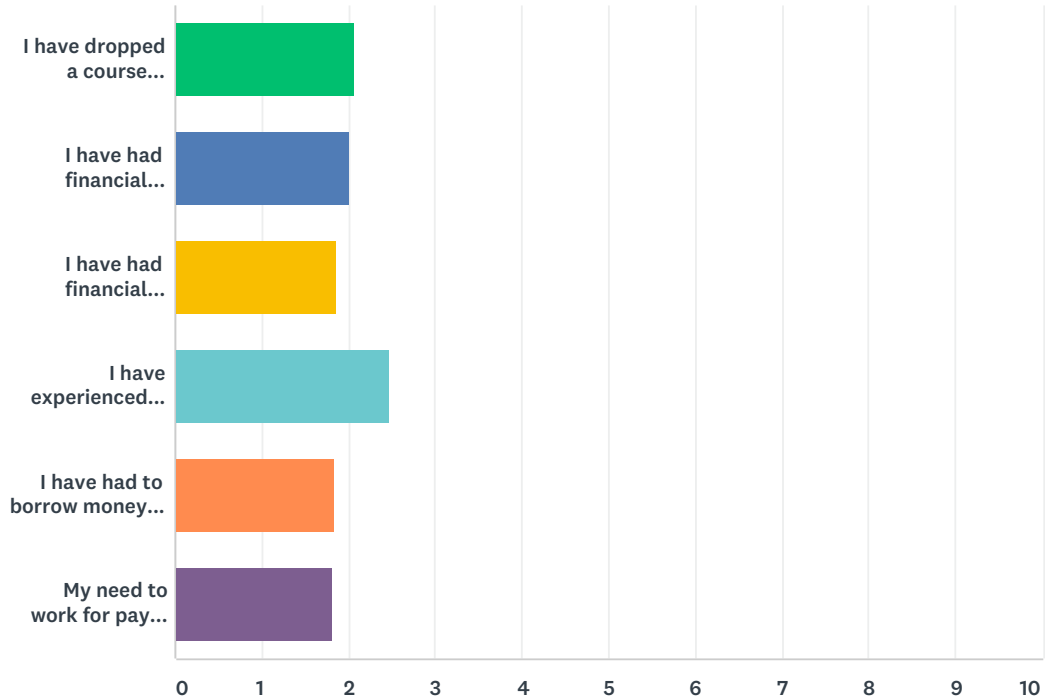
Answered: 1,796 Skipped: 174



ANSWER CHOICES	RESPONSES	
purchasing a lower cost textbook in an online format (e.g. PDF)	73.55%	1,321
purchasing a higher cost printed textbook	26.45%	475
<b>TOTAL</b>		<b>1,796</b>

## Q17 In the past two years...

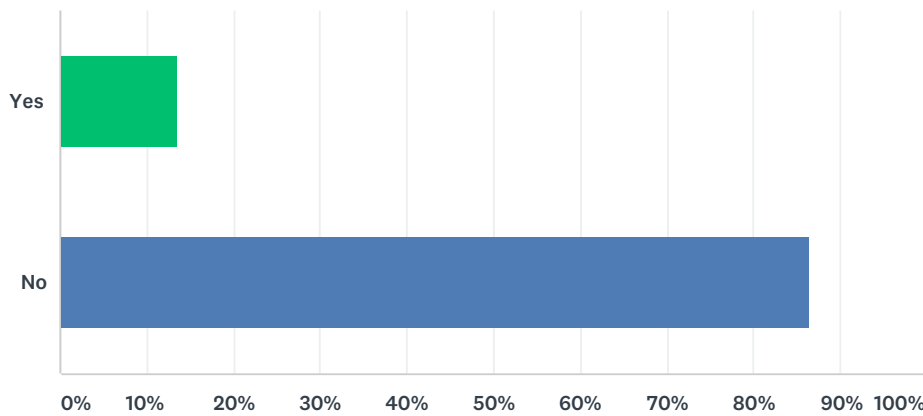
Answered: 1,835 Skipped: 135



	YES	NO	NOT APPLICABLE	TOTAL	WEIGHTED AVERAGE
I have dropped a course because I could not afford the course textbook(s)	12.90% 236	66.05% 1,208	21.05% 385	1,829	2.08
I have had financial challenges paying my rent/housing on time	28.11% 513	43.18% 788	28.71% 524	1,825	2.01
I have had financial challenges paying my bills on time	35.15% 640	43.05% 784	21.80% 397	1,821	1.87
I have experienced challenges in affording childcare.	7.84% 143	38.29% 698	53.87% 982	1,823	2.46
I have had to borrow money from friends or family to help pay my living expenses (e.g., rent, gas, phone bill, etc.)	35.46% 646	43.74% 797	20.80% 379	1,822	1.85
My need to work for pay has interfered with my ability to succeed academically.	39.51% 719	40.16% 731	20.33% 370	1,820	1.81

Q18 In the past two years, have you experienced inadequate housing or housing instability based on having experienced at least one of the items listed below? Please answer YES or NO below: Loss of housing (e.g. eviction) Economic hardship resulting in ability to secure stable housing Stayed at a shelter or other temporary housing program Lived temporarily in motel because there was nowhere else to go Lived temporarily in car because there was nowhere else to go Thrown out of home (e.g. by family) Temporarily living with others (e.g. couch surfing) because there was nowhere else to go

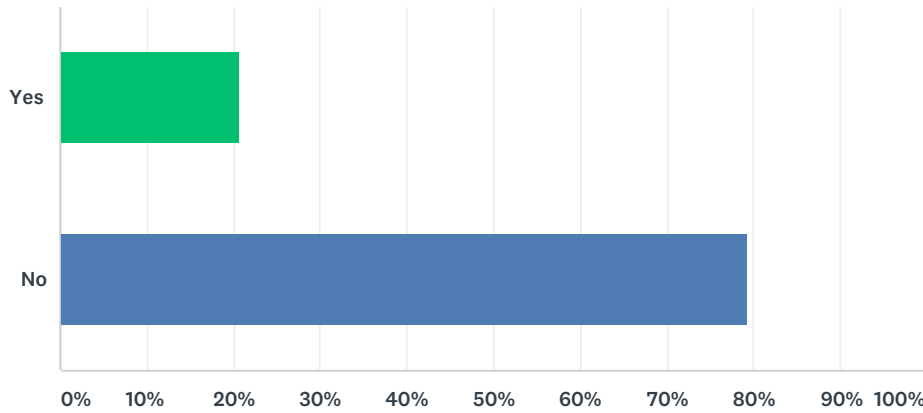
Answered: 1,818 Skipped: 152



ANSWER CHOICES	RESPONSES
Yes	13.70% 249
No	86.30% 1,569
TOTAL	1,818

### Q19 Difficulty in accessing reliable transportation has interfered with my ability to attend classes at Skyline College.

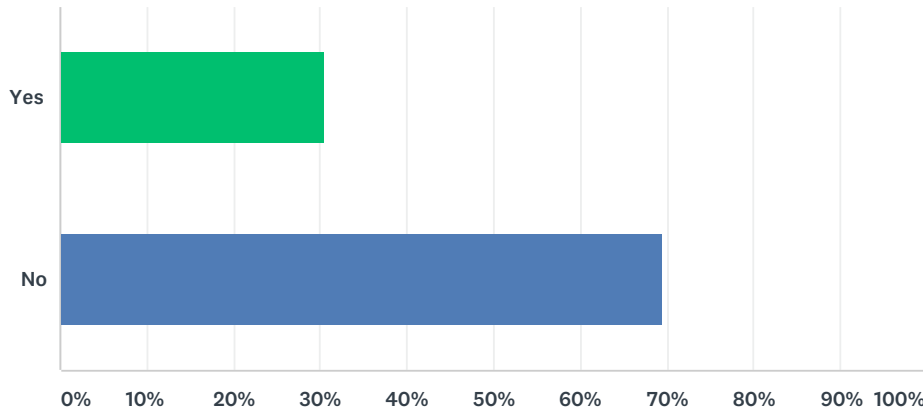
Answered: 1,816 Skipped: 154



ANSWER CHOICES	RESPONSES	
Yes	20.81%	378
No	79.19%	1,438
<b>TOTAL</b>		<b>1,816</b>

## Q20 In the past two years, I have skipped a meal or ate less because there wasn't enough money for food.

Answered: 1,820 Skipped: 150



ANSWER CHOICES	RESPONSES	
Yes	30.60%	557
No	69.40%	1,263
TOTAL		1,820

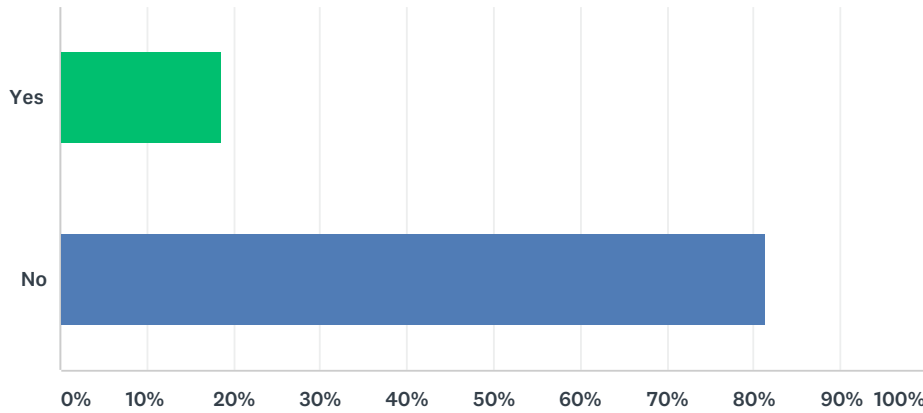
Q21 Have you ever visited the food pantry in Building 1 provided through SparkPoint on campus? If not, please explain why.(SparkPoint is a one-stop service center that students and the community access to meet personal goals such as increased income, improved credit, reduced debt and increased savings. SparkPoint services include financial education workshops, individualized financial coaching, credit education, public benefits enrollment, food pantry, etc.)

Answered: 406 Skipped: 1,564



## Q22 I often worry about immigration related issues directly impacting myself or my family members.

Answered: 1,825 Skipped: 145



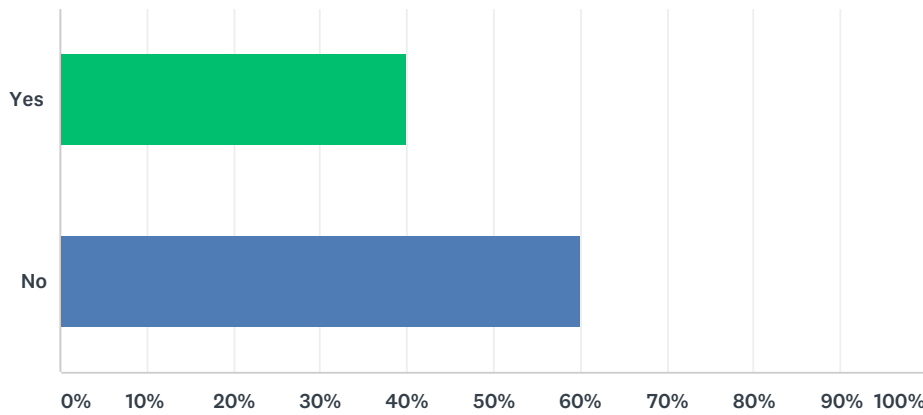
ANSWER CHOICES	RESPONSES	
Yes	18.63%	340
No	81.37%	1,485
TOTAL		1,825

Q23 Have you ever received services (e.g. through legal clinic) or other resources from the Skyline College Dream Center in Building 1? If not, please explain why. (The Skyline College Dream Center strives to empower the undocumented community by providing resources, a safe space, fostering a support network, and removing barriers to success)

Answered: 198 Skipped: 1,772

## Q24 My emotional and/or mental health has interfered with my ability to succeed academically.

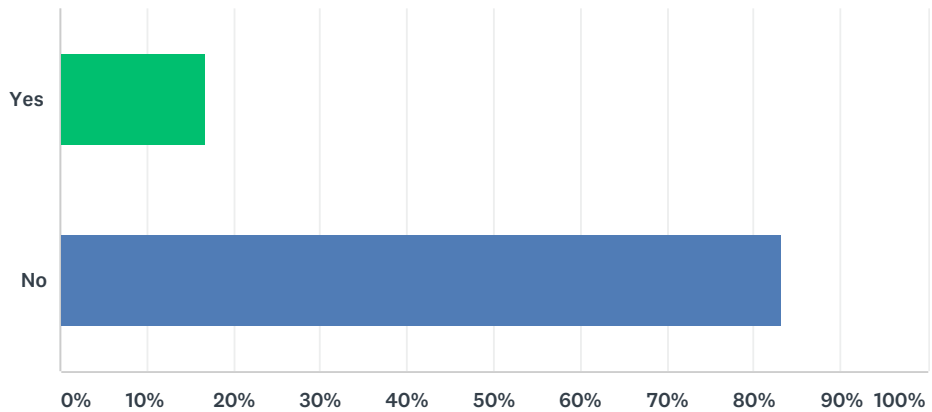
Answered: 1,797 Skipped: 173



ANSWER CHOICES	RESPONSES	
Yes	40.01%	719
No	59.99%	1,078
TOTAL		1,797

**Q25 Have you ever visited Psychological Services at Skyline College in Building 2?(Skyline College Psychological Services offers brief confidential individual counseling, crisis intervention, mental health and substance abuse assessments, and community referrals)**

Answered: 750 Skipped: 1,220



ANSWER CHOICES	RESPONSES	
Yes	16.67%	125
No	83.33%	625
TOTAL		750

**Q26 What are some things Skyline College is doing well in fostering a positive campus climate for all students? Feel free to comment on specific experiences inside and outside the classroom.**

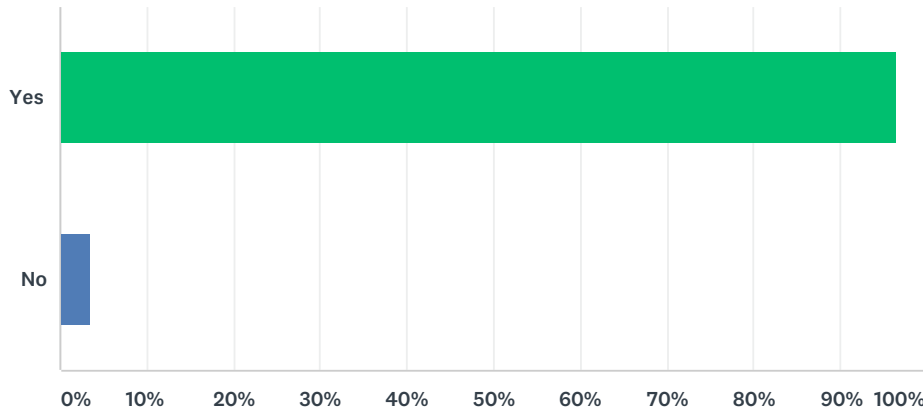
Answered: 917 Skipped: 1,053

**Q27 Please include any other suggestions or feedback on how Skyline College can improve campus climate for all students.**

Answered: 624 Skipped: 1,346

## Q28 Would you recommend Skyline College to a friend or family member?

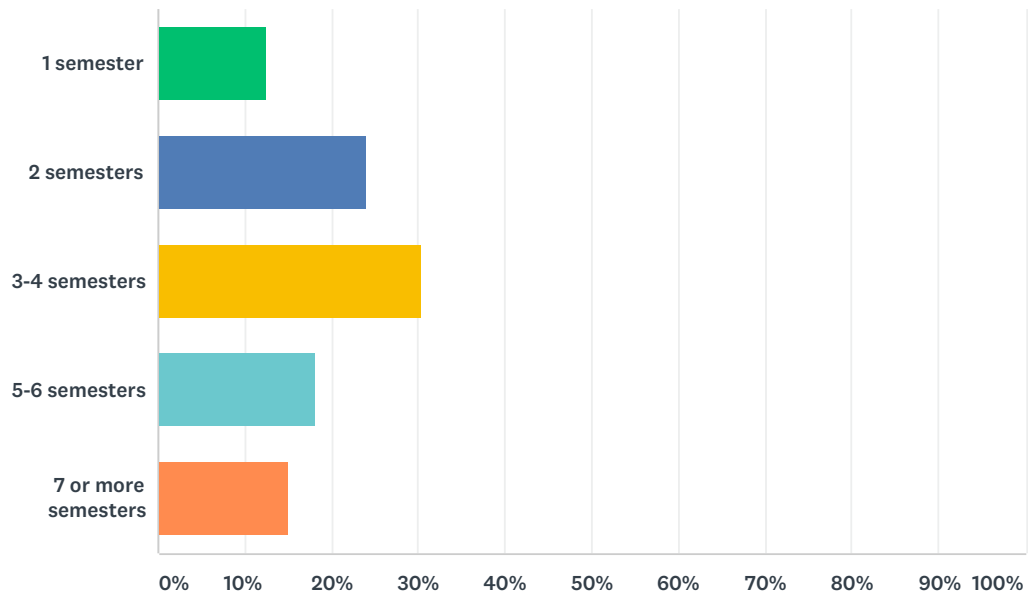
Answered: 1,790 Skipped: 180



ANSWER CHOICES	RESPONSES	
Yes	96.37%	1,725
No	3.63%	65
TOTAL		1,790

## Q29 How many semesters have you taken classes at Skyline College (including the current semester)?

Answered: 1,777 Skipped: 193

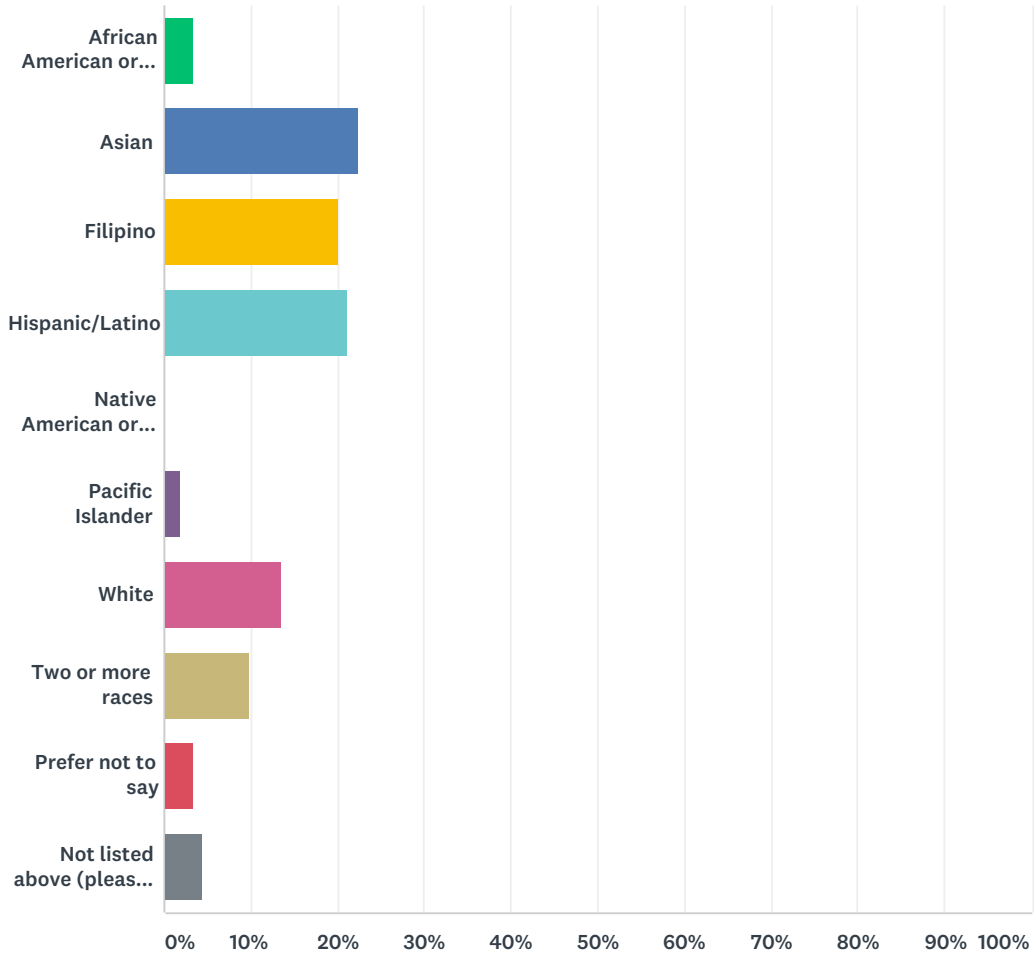


ANSWER CHOICES	RESPONSES
1 semester	12.55% 223
2 semesters	23.97% 426
3-4 semesters	30.28% 538
5-6 semesters	18.12% 322
7 or more semesters	15.08% 268
TOTAL	1,777



### Q30 What is your race/ethnicity?

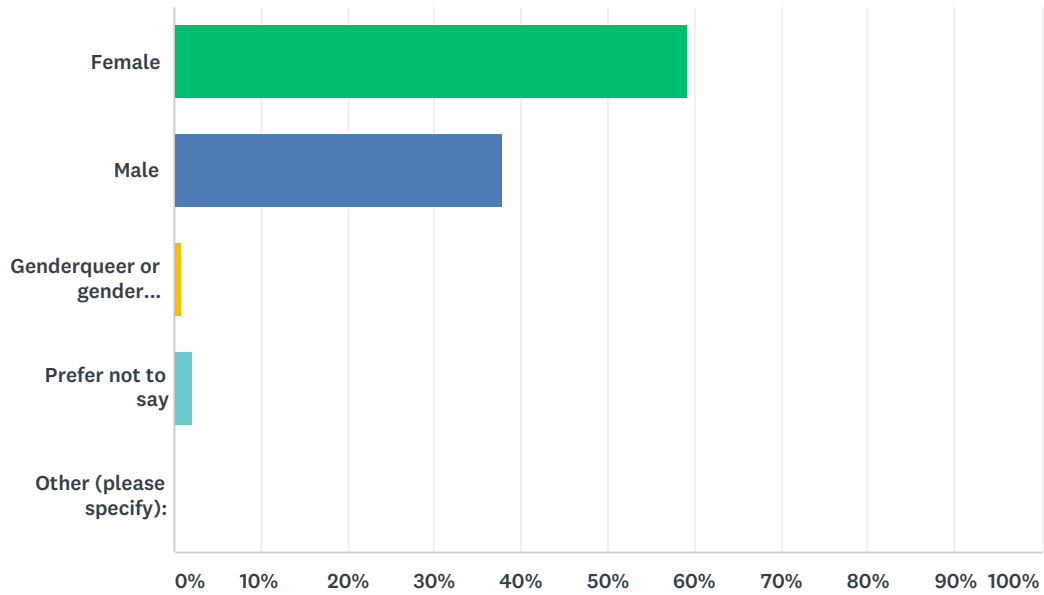
Answered: 1,776 Skipped: 194



ANSWER CHOICES	RESPONSES	
African American or Black	3.27%	58
Asian	22.30%	396
Filipino	20.05%	356
Hispanic/Latino	21.17%	376
Native American or Alaskan Native	0.28%	5
Pacific Islander	1.86%	33
White	13.51%	240
Two or more races	9.85%	175
Prefer not to say	3.27%	58
Not listed above (please specify):	4.45%	79
<b>TOTAL</b>		<b>1,776</b>

## Q31 Which term best describes your gender identity?

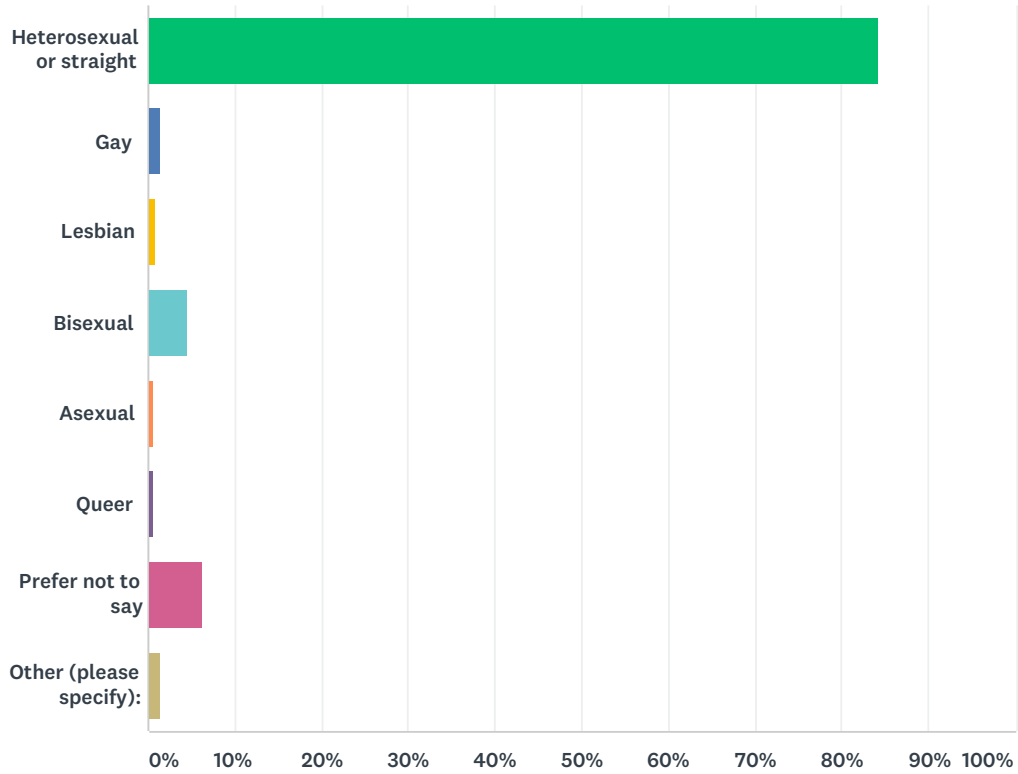
Answered: 1,768 Skipped: 202



ANSWER CHOICES	RESPONSES	
Female	59.16%	1,046
Male	37.78%	668
Genderqueer or gender non-conforming	0.74%	13
Prefer not to say	2.04%	36
Other (please specify):	0.28%	5
<b>TOTAL</b>		<b>1,768</b>

## Q32 Which term best describes your sexual orientation?

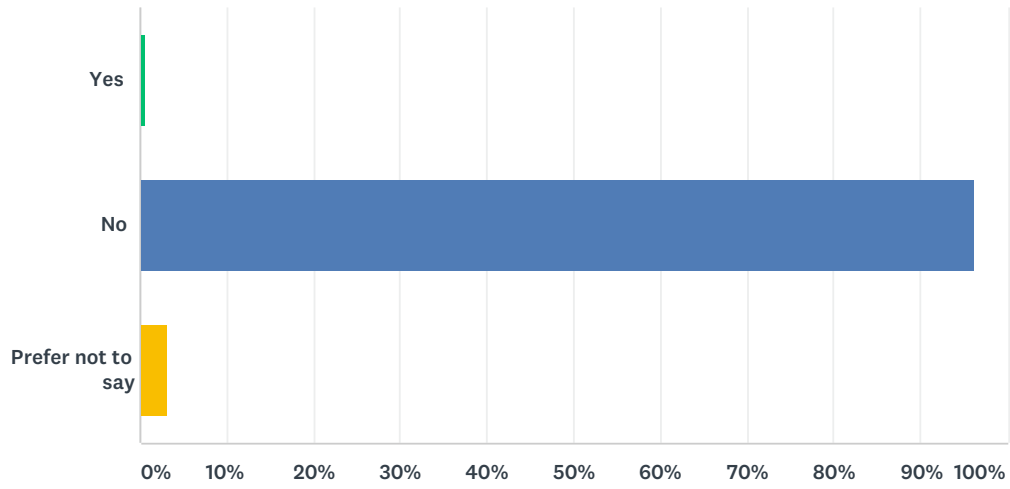
Answered: 1,761 Skipped: 209



ANSWER CHOICES	RESPONSES	
Heterosexual or straight	84.21%	1,483
Gay	1.42%	25
Lesbian	0.85%	15
Bisexual	4.54%	80
Asexual	0.57%	10
Queer	0.68%	12
Prefer not to say	6.36%	112
Other (please specify):	1.36%	24
<b>TOTAL</b>		<b>1,761</b>

### Q33 Do you identify as transgender?

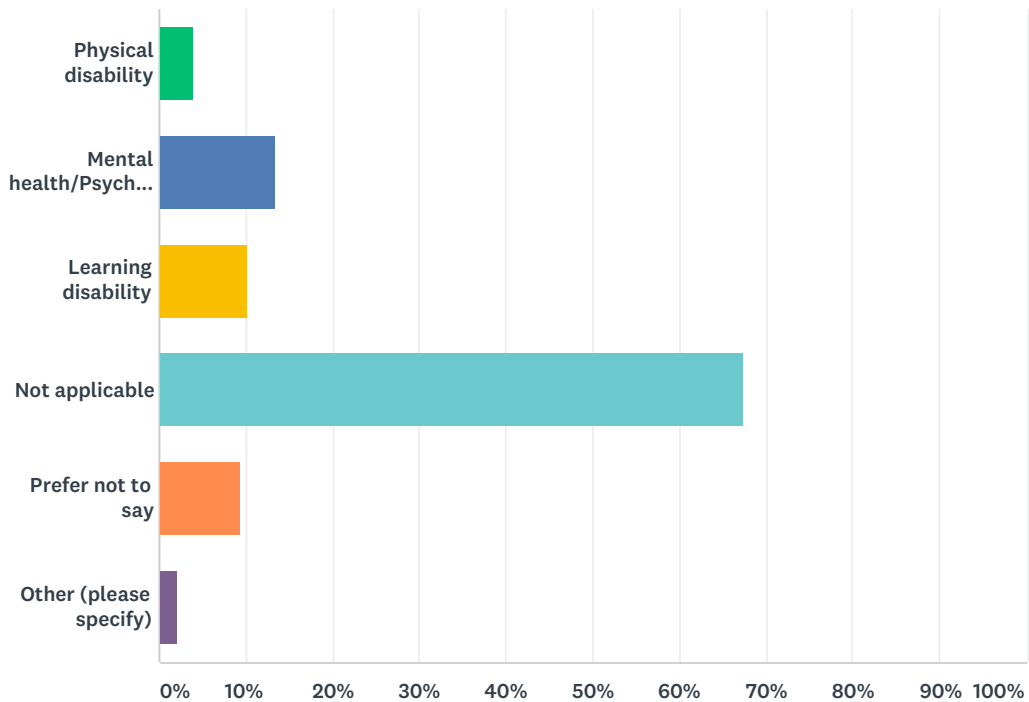
Answered: 1,763 Skipped: 207



ANSWER CHOICES	RESPONSES	
Yes	0.57%	10
No	96.20%	1,696
Prefer not to say	3.23%	57
<b>TOTAL</b>		<b>1,763</b>

### Q34 Do you currently have or have you ever had a diagnosed physical, mental health and/or learning disability? (check all that apply)

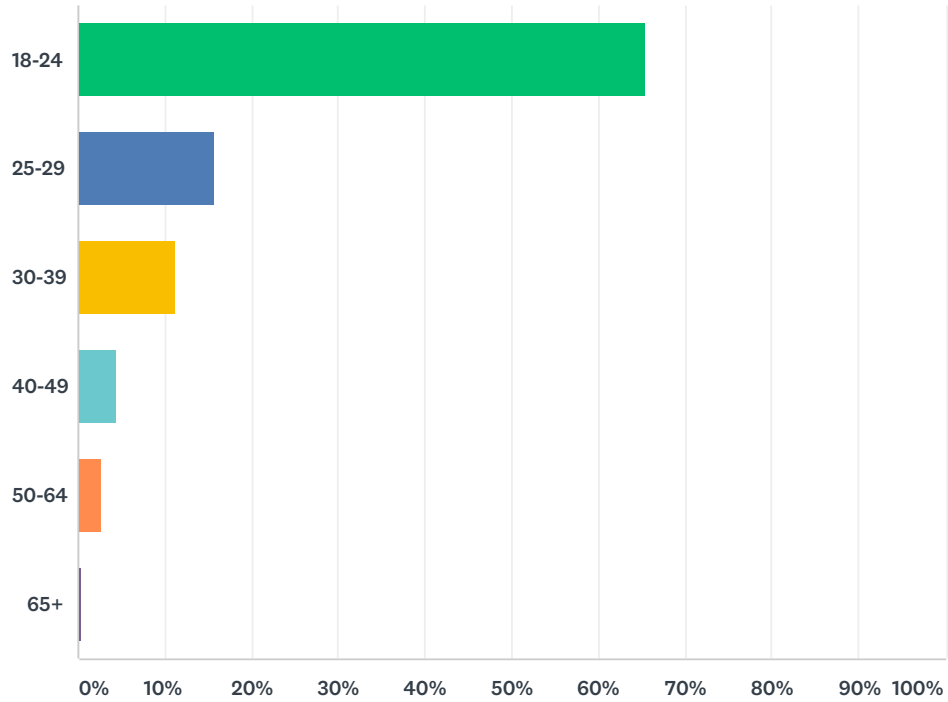
Answered: 1,558 Skipped: 412



ANSWER CHOICES	RESPONSES	
Physical disability	4.04%	63
Mental health/Psychological disability	13.41%	209
Learning disability	10.21%	159
Not applicable	67.39%	1,050
Prefer not to say	9.44%	147
Other (please specify)	2.12%	33
Total Respondents: 1,558		

### Q35 What is your age group?

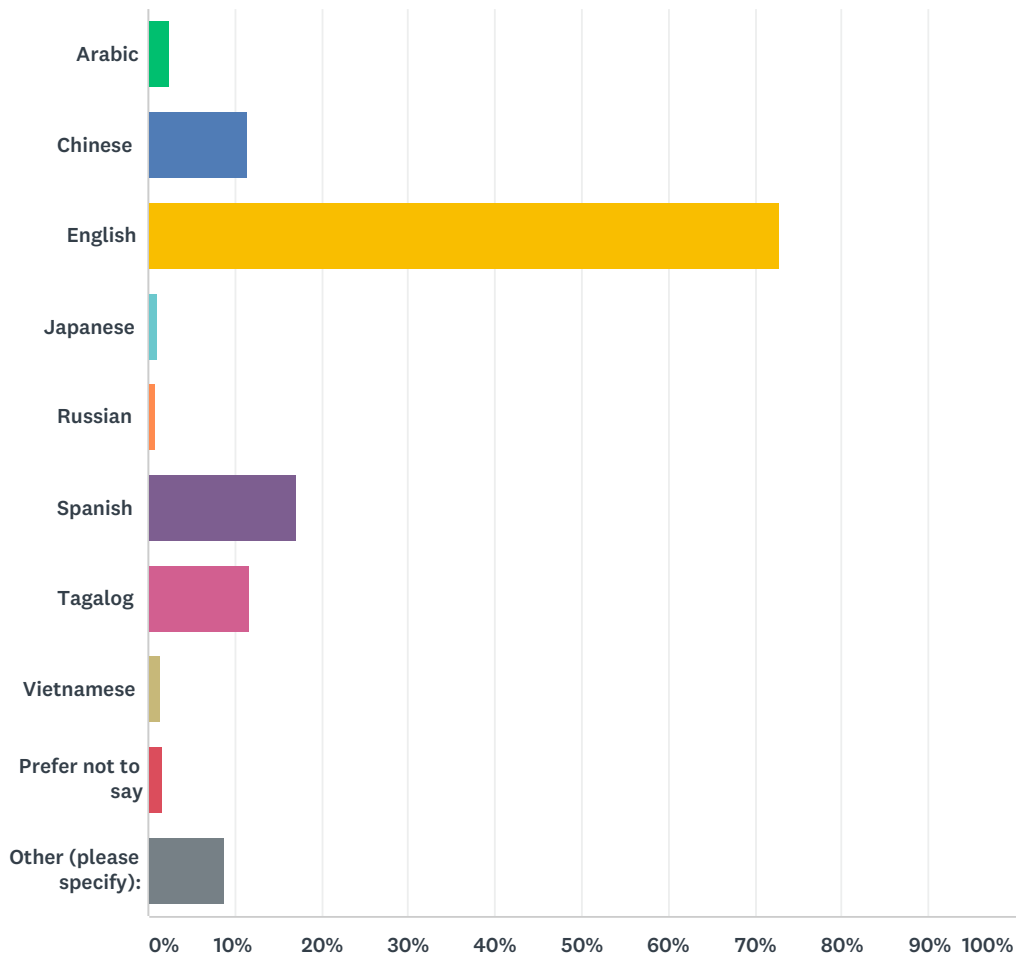
Answered: 1,765 Skipped: 205



ANSWER CHOICES	RESPONSES	
18-24	65.44%	1,155
25-29	15.69%	277
30-39	11.33%	200
40-49	4.42%	78
50-64	2.78%	49
65+	0.34%	6
<b>TOTAL</b>		<b>1,765</b>

### Q36 What is your primary language spoken at home (you may check more than one answer)?

Answered: 1,759 Skipped: 211



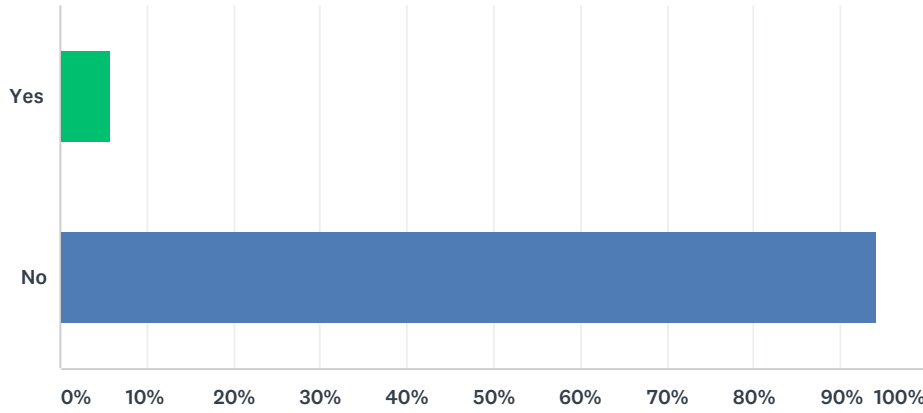
ANSWER CHOICES	RESPONSES	
Arabic	2.56%	45
Chinese	11.54%	203
English	72.88%	1,282
Japanese	1.02%	18
Russian	0.91%	16
Spanish	17.17%	302
Tagalog	11.65%	205
Vietnamese	1.48%	26
Prefer not to say	1.76%	31
Other (please specify):	8.70%	153

Total Respondents: 1,759



### Q37 Are you an international student?

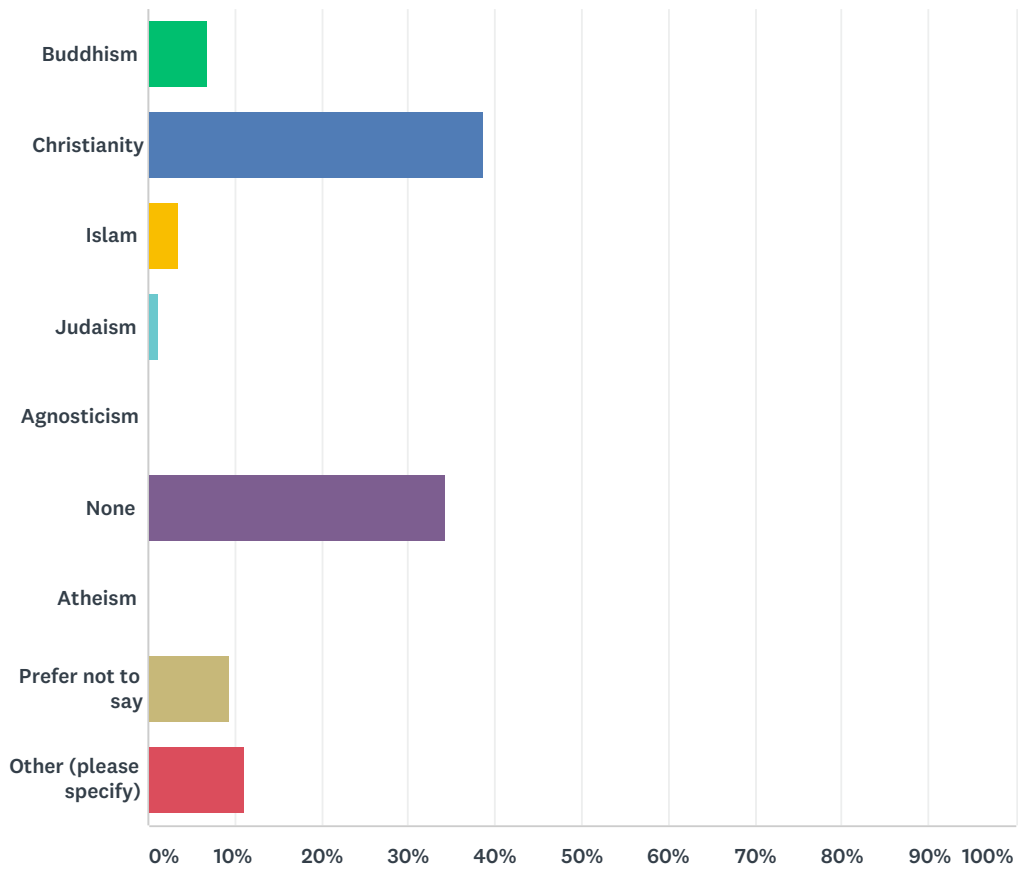
Answered: 1,758 Skipped: 212



ANSWER CHOICES	RESPONSES	
Yes	5.92%	104
No	94.08%	1,654
TOTAL		1,758

### Q38 Which of the following religious communities do you personally identify with, if any? (you may check more than one answer)

Answered: 1,734 Skipped: 236



ANSWER CHOICES	RESPONSES	
Buddhism	6.86%	119
Christianity	38.75%	672
Islam	3.63%	63
Judaism	1.15%	20
Agnosticism	0.00%	0
None	34.31%	595
Atheism	0.00%	0
Prefer not to say	9.40%	163
Other (please specify)	11.13%	193
Total Respondents: 1,734		

**Q39 G# (optional for gift card drawing):**

Answered: 1,352 Skipped: 618